



US00D617987S

(12) **United States Design Patent**
Wang

(10) **Patent No.:** **US D617,987 S**

(45) **Date of Patent:** **** Jun. 22, 2010**

(54) **TOOL BOX**

(76) Inventor: **Eupin Wang**, 4F.-1, No. 127, Lane 235,
Baociao Rd., Sindian City, Taipei County
231 (TW)

(**) Term: **14 Years**

(21) Appl. No.: **29/339,310**

(22) Filed: **Jun. 27, 2009**

(51) **LOC (9) Cl.** **03-01**

(52) **U.S. Cl.** **D3/294; D3/905**

(58) **Field of Classification Search** D3/201,
D3/203.1, 203.6-203.8, 205, 273, 294-295,
D3/302, 905; D9/414, 418, 423; 206/6.1,
206/349, 363, 372-373, 379-380, 581, 823
See application file for complete search history.

(56) **References Cited**

U.S. PATENT DOCUMENTS

5,394,966	A *	3/1995	Chow	190/119
D406,192	S *	3/1999	Schurman	D3/282
D412,397	S *	8/1999	Liu	D3/282
D413,440	S *	9/1999	Schurman	D3/282
D440,043	S *	4/2001	Miller et al.	D3/282
D441,286	S *	5/2001	Clarke	D9/415

D473,713	S *	4/2003	Chen	D3/282
D483,180	S *	12/2003	Chen	D3/282
D485,437	S *	1/2004	Lee	D3/282
D602,692	S *	10/2009	Wu	D3/282

* cited by examiner

Primary Examiner—Philip S Hyder
Assistant Examiner—Roselynn Cody
(74) *Attorney, Agent, or Firm*—Banger Shia

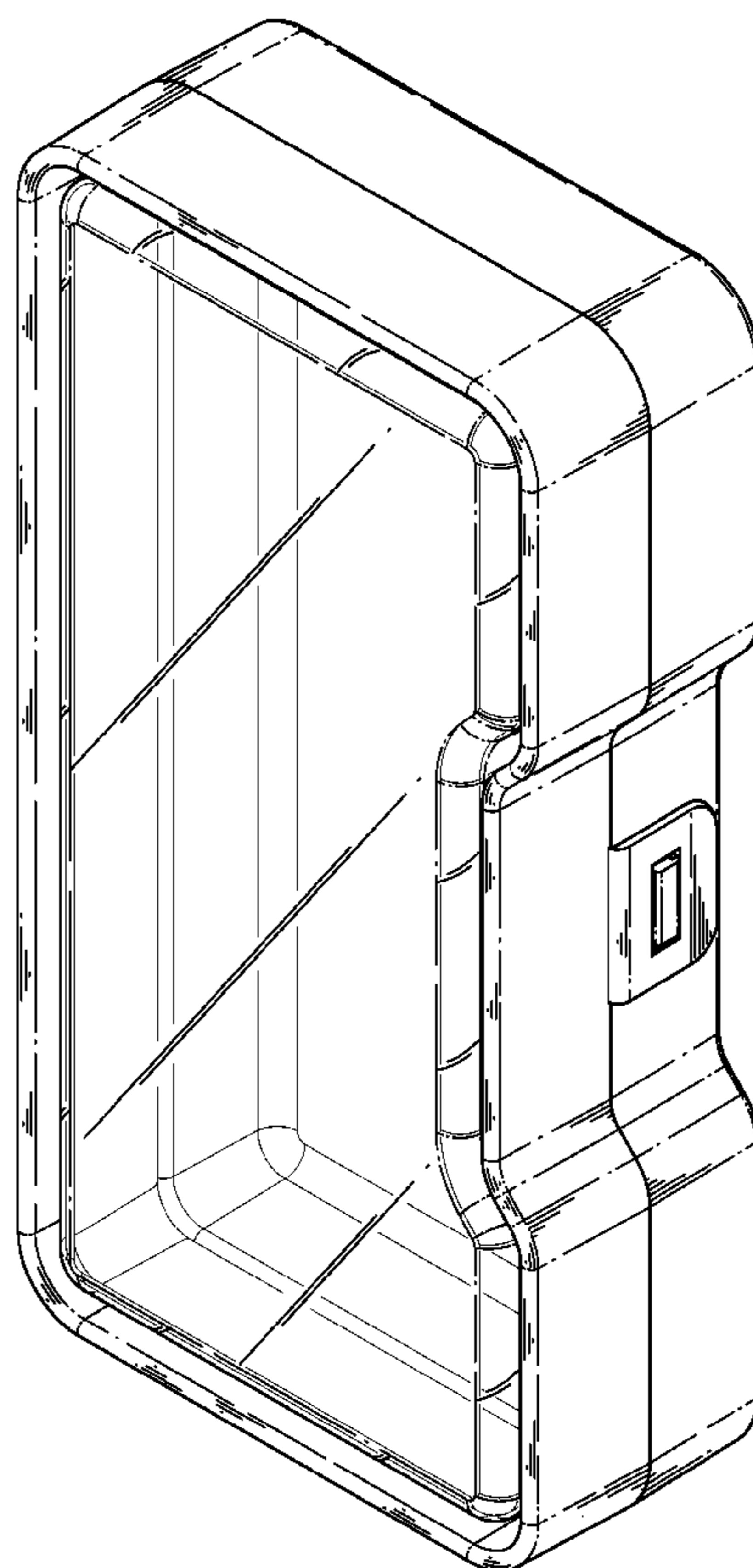
(57) **CLAIM**

The ornamental design for a tool box, as shown and described.

DESCRIPTION

FIG. 1 is a perspective view of a tool box showing my new design;
FIG. 2 is a front elevational view thereof;
FIG. 3 is a rear elevational view thereof;
FIG. 4 is a left side elevational view thereof;
FIG. 5 is a right side elevational view thereof;
FIG. 6 is a top plan view thereof; and,
FIG. 7 is a bottom plan view thereof.

1 Claim, 6 Drawing Sheets



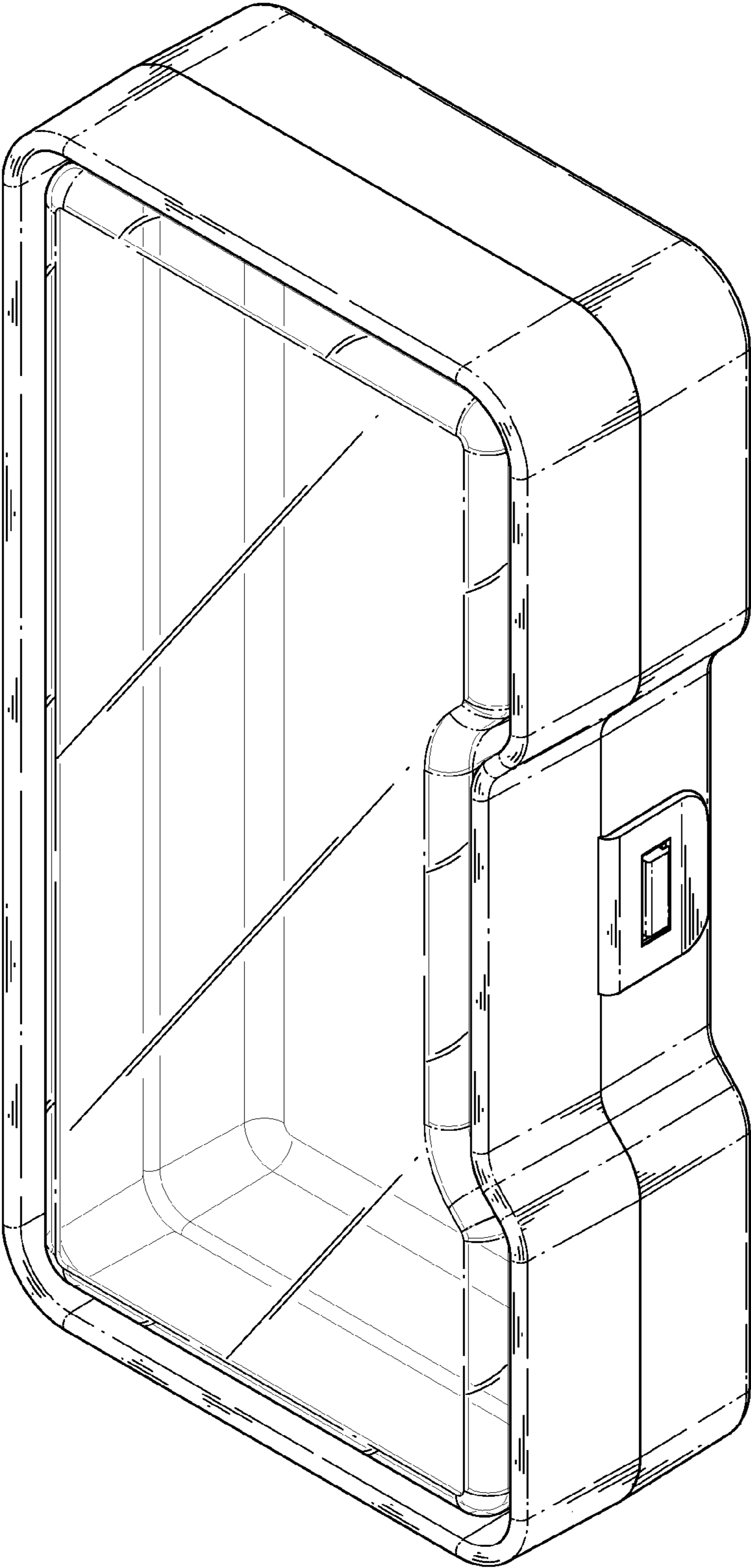


FIG. 1

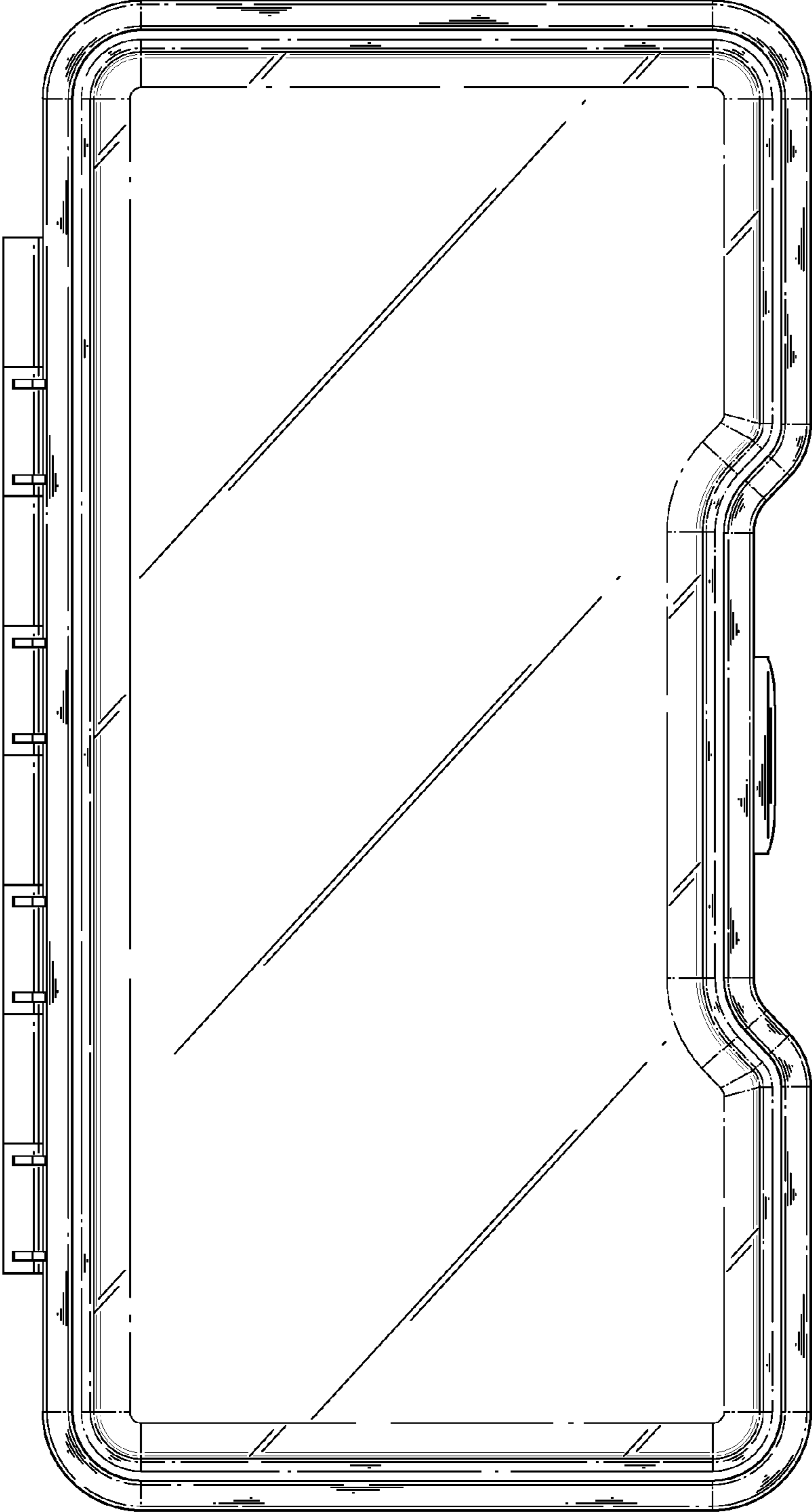


FIG. 2

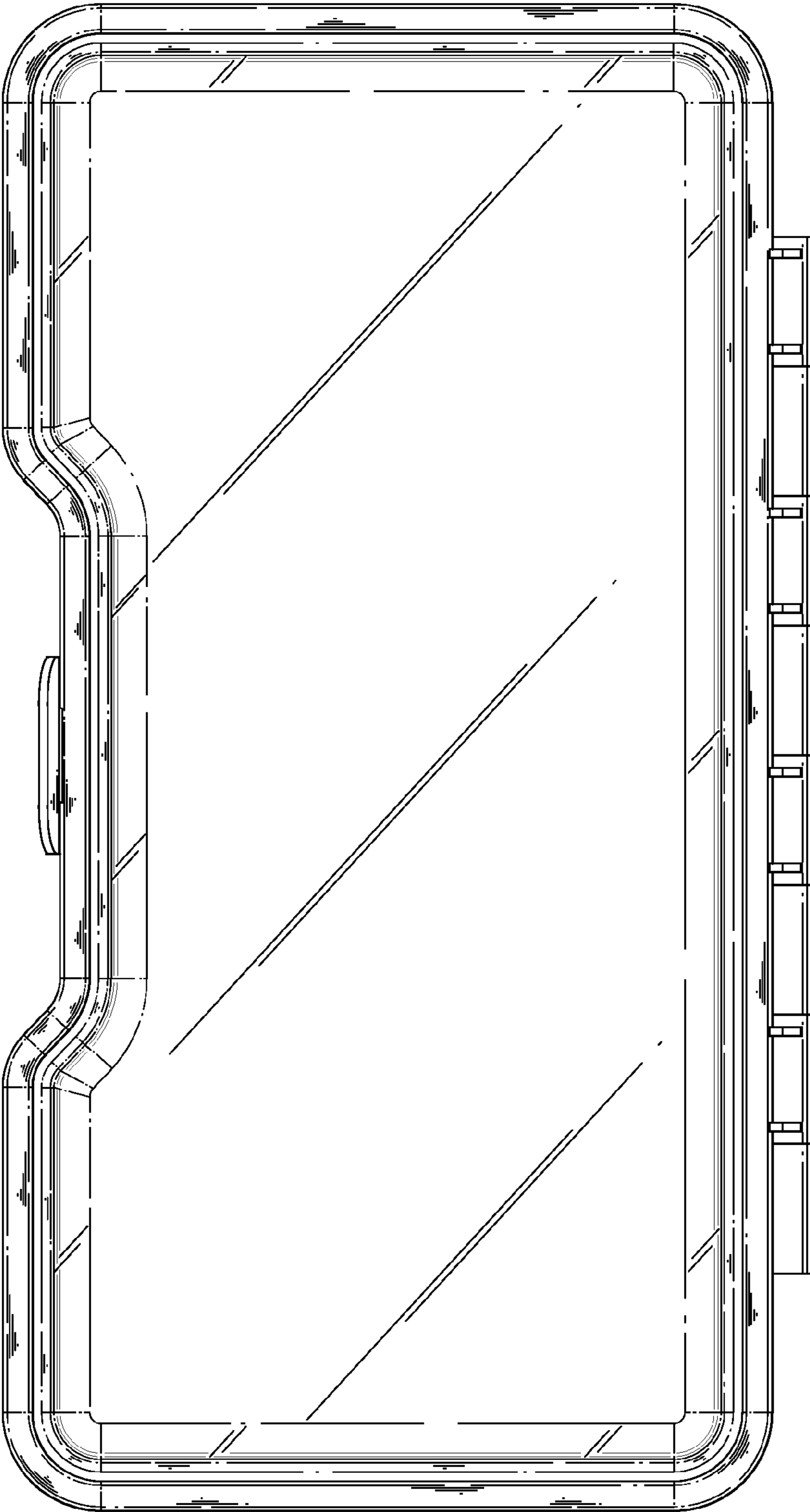


FIG. 3

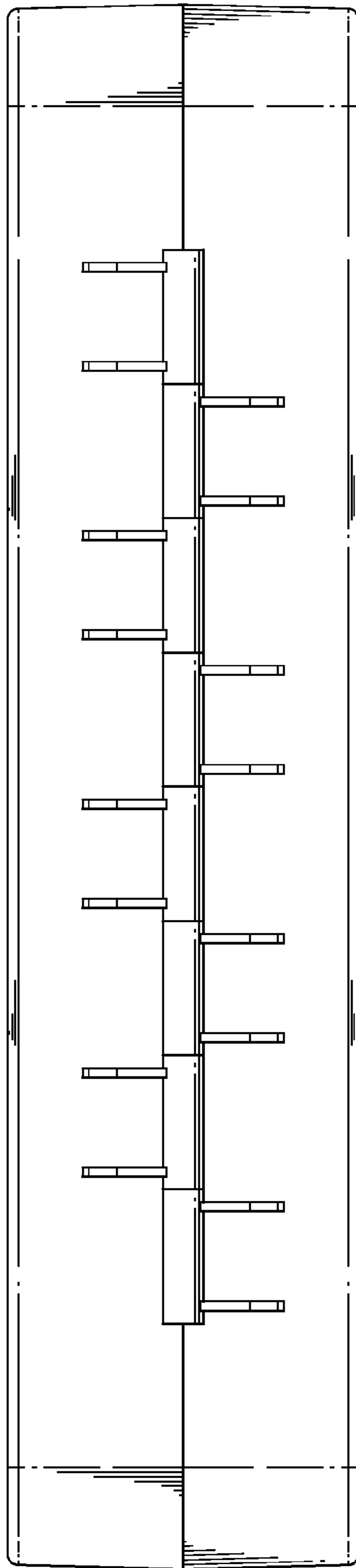


FIG. 4

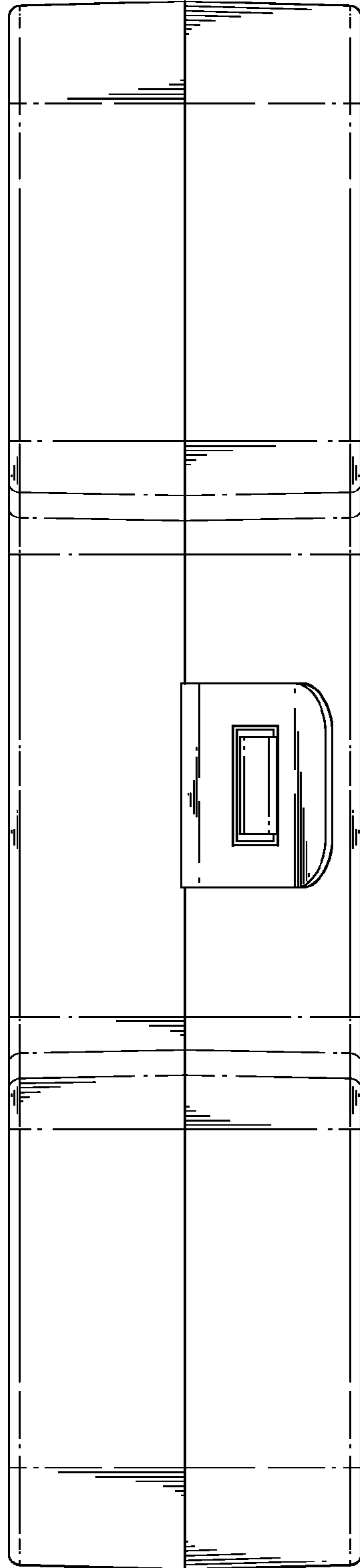


FIG. 5




FIG. 6



FIG. 7