



US00D617976S

(12) **United States Design Patent**  
**Bengyak**

(10) **Patent No.:** **US D617,976 S**

(45) **Date of Patent:** **\*\* Jun. 22, 2010**

(54) **PAIR OF GLOVES**

2004/0098894 A1\* 5/2004 Thomas ..... 40/586

(76) Inventor: **Christopher Edward Bengyak**, 3030  
10<sup>th</sup> Ct., Vero Beach, FL (US) 32960

(\*\*) Term: **14 Years**

(21) Appl. No.: **29/353,109**

(22) Filed: **Dec. 31, 2009**

(51) **LOC (9) Cl.** ..... **02-06**

(52) **U.S. Cl.** ..... **D2/615**

(58) **Field of Classification Search** ..... D2/610-623;  
D29/113, 118, 119; 2/158, 159, 161.3, 161.4,  
2/161.8; 15/227, 104, 94; D21/153, 157,  
D21/159, 168, 100; D20/10, 23, 25, 29

See application file for complete search history.

(56) **References Cited**

**U.S. PATENT DOCUMENTS**

1,244,065	A *	10/1917	Miller	.....	2/159
1,624,429	A *	4/1927	Palmer	.....	2/162
1,630,730	A *	5/1927	Daugherty	.....	116/35 R
4,519,781	A *	5/1985	Boyd	.....	434/156
D334,658	S *	4/1993	Ivie	.....	D2/619
D386,530	S *	11/1997	Pesta	.....	D20/33
D397,363	S *	8/1998	Williams	.....	D20/33
6,006,357	A *	12/1999	Mead	.....	2/160
6,016,571	A *	1/2000	Guzman et al.	.....	2/167
D464,376	S *	10/2002	Zimmerman	.....	D20/33
D567,476	S *	4/2008	Harland	.....	D2/615
D609,428	S *	2/2010	Bengyak	.....	D2/615

**OTHER PUBLICATIONS**

Wikipedia, Website: "University of Oregon:" [online], [retrieved on Mar. 19, 2010]. Retrieved from the Internet <URL: http://en.wikipedia.org/wiki/File:Uof\_Oregon\_logo.png>.

Wikipedia, Website: "Ohio State Buckeyes;" [online], [retrieved on Mar. 19, 2010]. Retrieved from the Internet <URL: http://www.sportslogos.net/team.php?id=791>.

\* cited by examiner

*Primary Examiner*—Raphael Barkai

*Assistant Examiner*—Randall H Gholson

(74) *Attorney, Agent, or Firm*—Mayback & Hoffman;  
Gregory L. Mayback; Scott D. Smiley

(57) **CLAIM**

The ornamental design for pair of gloves, as shown and described.

**DESCRIPTION**

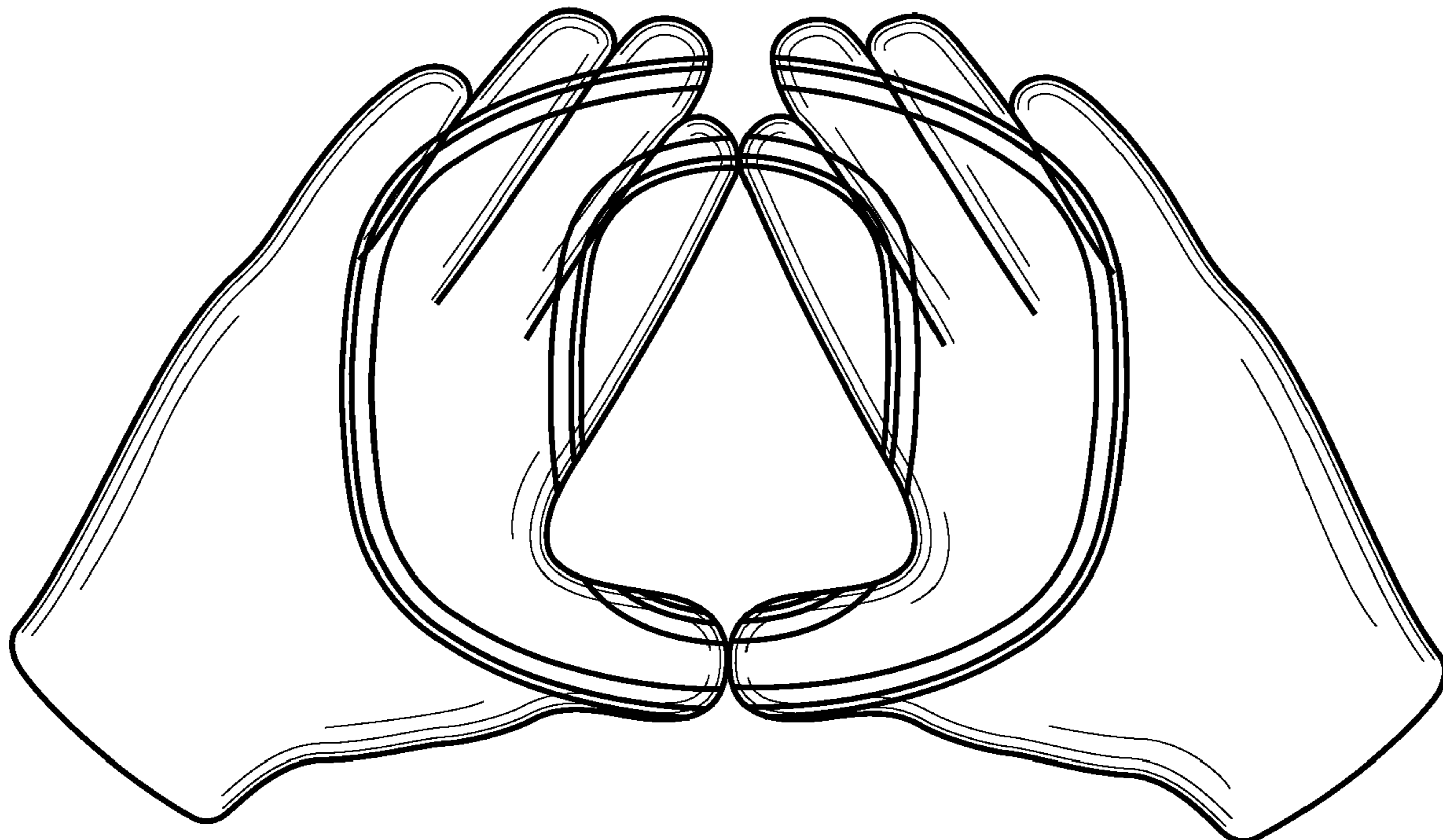
FIG. 1 is an elevational palm-side view of two gloves according to the present invention;

FIG. 2 is an elevational backhand view of the gloves of FIG. 1 according to the present invention; and,

FIG. 3 is an elevational palm-side view of the gloves of FIG. 1 being worn by a user according to the present invention.

The broken lines showing the gloves in use are included for the purpose of illustration and form no part of the claimed design.

**1 Claim, 2 Drawing Sheets**



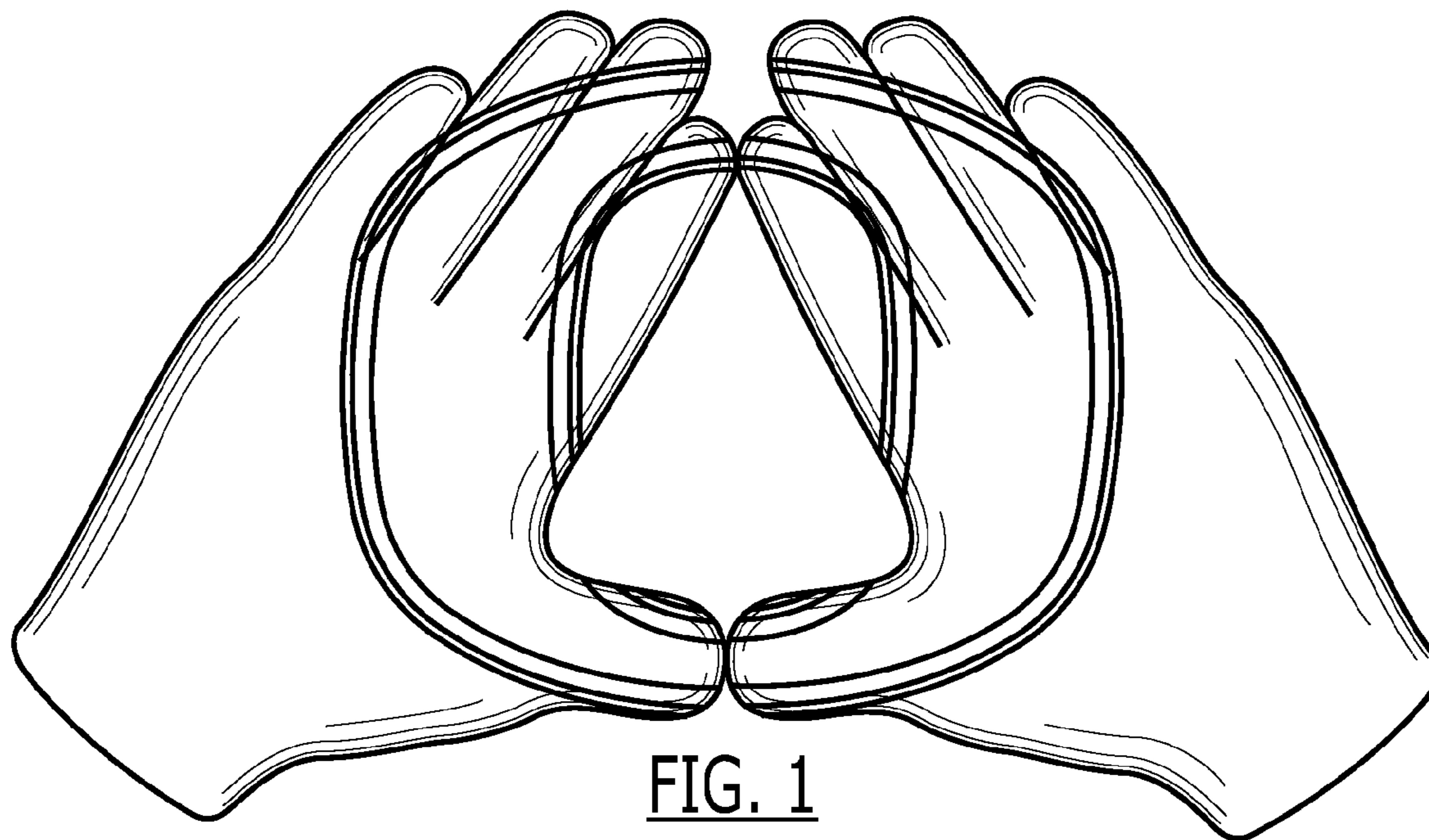


FIG. 1

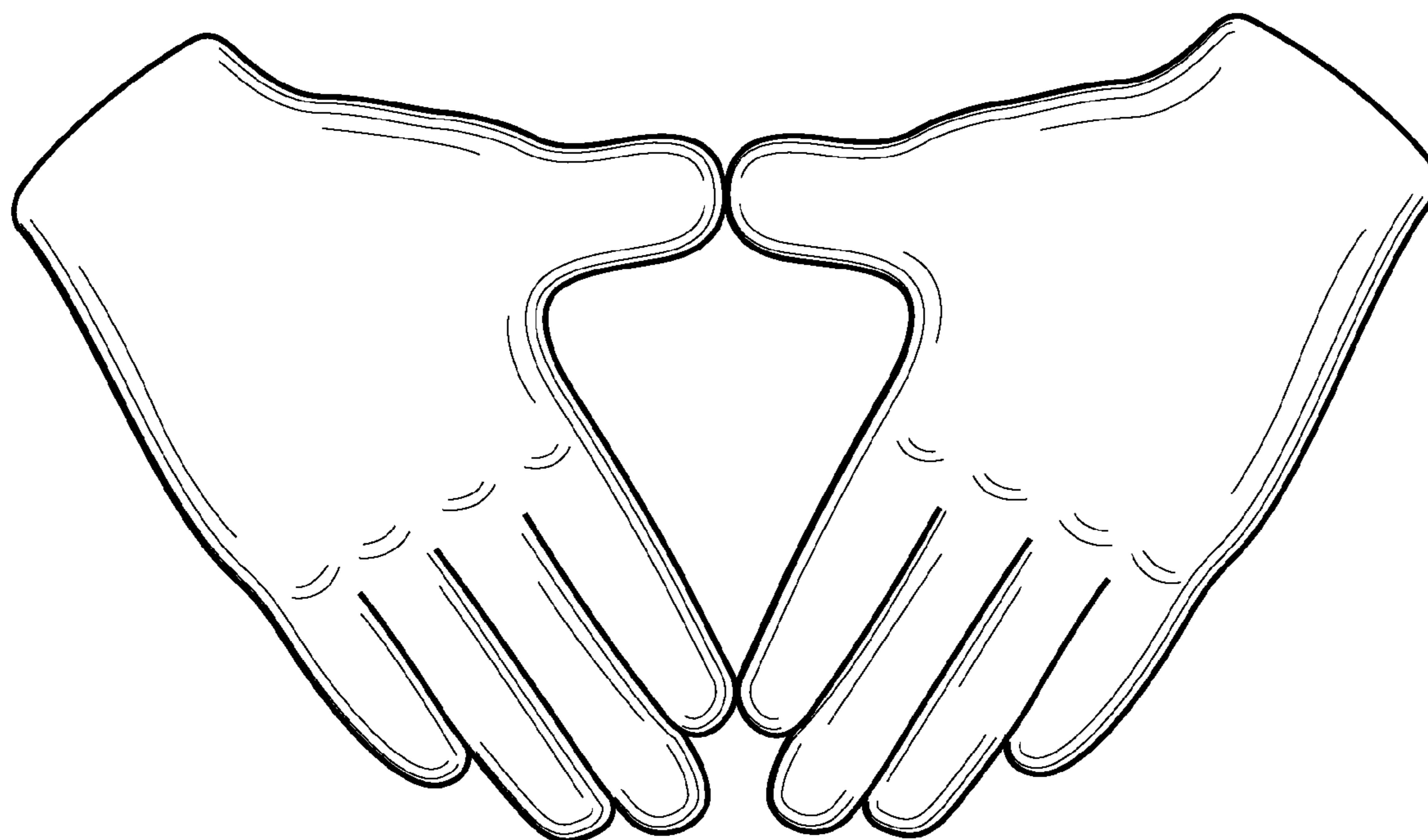


FIG. 2

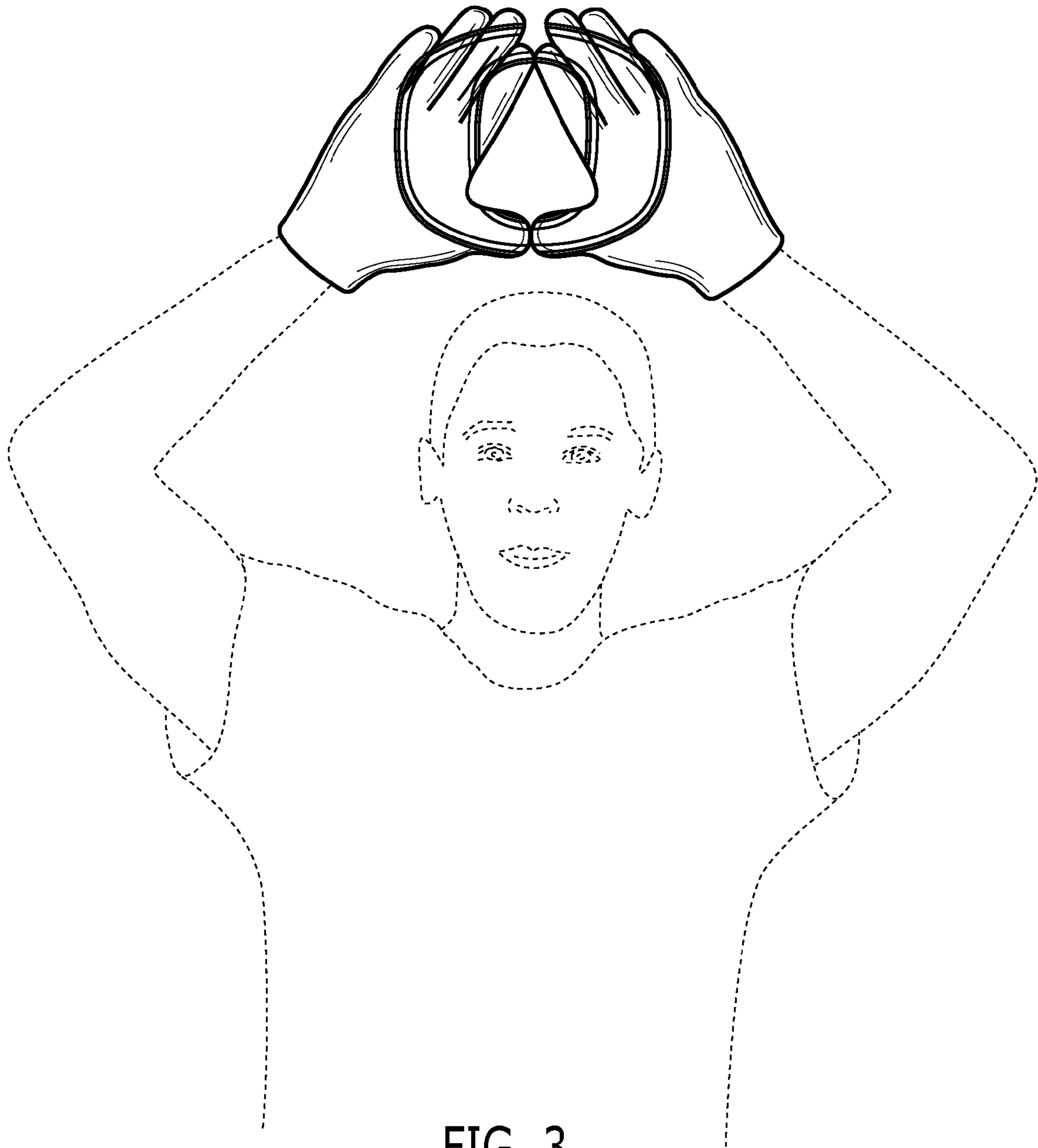


FIG. 3