



US00D617974S

(12) **United States Design Patent**  
**Alfeld, Sr.**

(10) **Patent No.:** **US D617,974 S**  
(45) **Date of Patent:** **\*\* Jun. 15, 2010**

(54) **VERTICAL SAFE**

(76) **Inventor:** **Phillip L. Alfeld, Sr.**, 20022 Avenue Of  
The Oaks, Newhall, CA (US)  
91321-1364

(\*\*) **Term:** **14 Years**

(21) **Appl. No.:** **29/315,013**

(22) **Filed:** **May 18, 2009**

(51) **LOC (9) Cl.** ..... **06-04**

(52) **U.S. Cl.** ..... **D99/28**

(58) **Field of Classification Search** ..... D99/28,  
D99/35, 43, 99; D18/3.1, 3.3, 12.1; D20/1,  
D20/2; D14/125, 129-130, 308, 387, 900;  
D25/7, 10, 16; D21/109, 329, 369, 370;  
109/2, 7, 9, 24.1, 25, 28, 38-39, 45, 47-50,  
109/54, 59 T, 66, 70; 235/379; 220/258.2,  
220/258.5, 729; D6/397, 450, 457, 470,  
D6/510; D3/271.5, 272-273, 294; 70/63;  
340/568.1, 570

See application file for complete search history.

(56) **References Cited**

**U.S. PATENT DOCUMENTS**

866,459	A *	9/1907	Gray	190/111
4,348,967	A *	9/1982	Schattner et al.	109/51
4,854,656	A *	8/1989	O'Keefe	312/334.23
5,344,010	A *	9/1994	Dyer et al.	206/317
D375,608	S *	11/1996	Berry	D99/28
D385,673	S *	10/1997	Siler et al.	D99/28
D462,517	S *	9/2002	Knox et al.	D3/271.5
D495,113	S	8/2004	Lynch et al.	
D503,255	S	3/2005	Lynch et al.	
D509,688	S	9/2005	Lynch et al.	

D521,730	S *	5/2006	Lang	D3/273
D539,540	S	4/2007	Perlman et al.	
D560,875	S	1/2008	Decarlo et al.	
D569,609	S	5/2008	Hacker	
D570,074	S	5/2008	Osiecki et al.	
D572,425	S	7/2008	Themistos	
D579,174	S *	10/2008	Decarlo et al.	D99/28
7,473,470	B2	1/2009	Ishizaki et al.	
2006/0137949	A1 *	6/2006	Levinson et al.	190/18 A
2007/0277712	A1 *	12/2007	Stepp	109/50
2008/0196637	A1 *	8/2008	Howell et al.	109/38

\* cited by examiner

*Primary Examiner*—Philip S Hyder

*Assistant Examiner*—Susan E Krakower

(74) *Attorney, Agent, or Firm*—Law Offices of David L. Hoffman

(57) **CLAIM**

The ornamental design for a vertical safe, as shown and described.

**DESCRIPTION**

FIG. 1 is a front perspective view of my vertical safe;

FIG. 2 is a front view thereof;

FIG. 3 is a rear view thereof;

FIG. 4 is a left side view thereof;

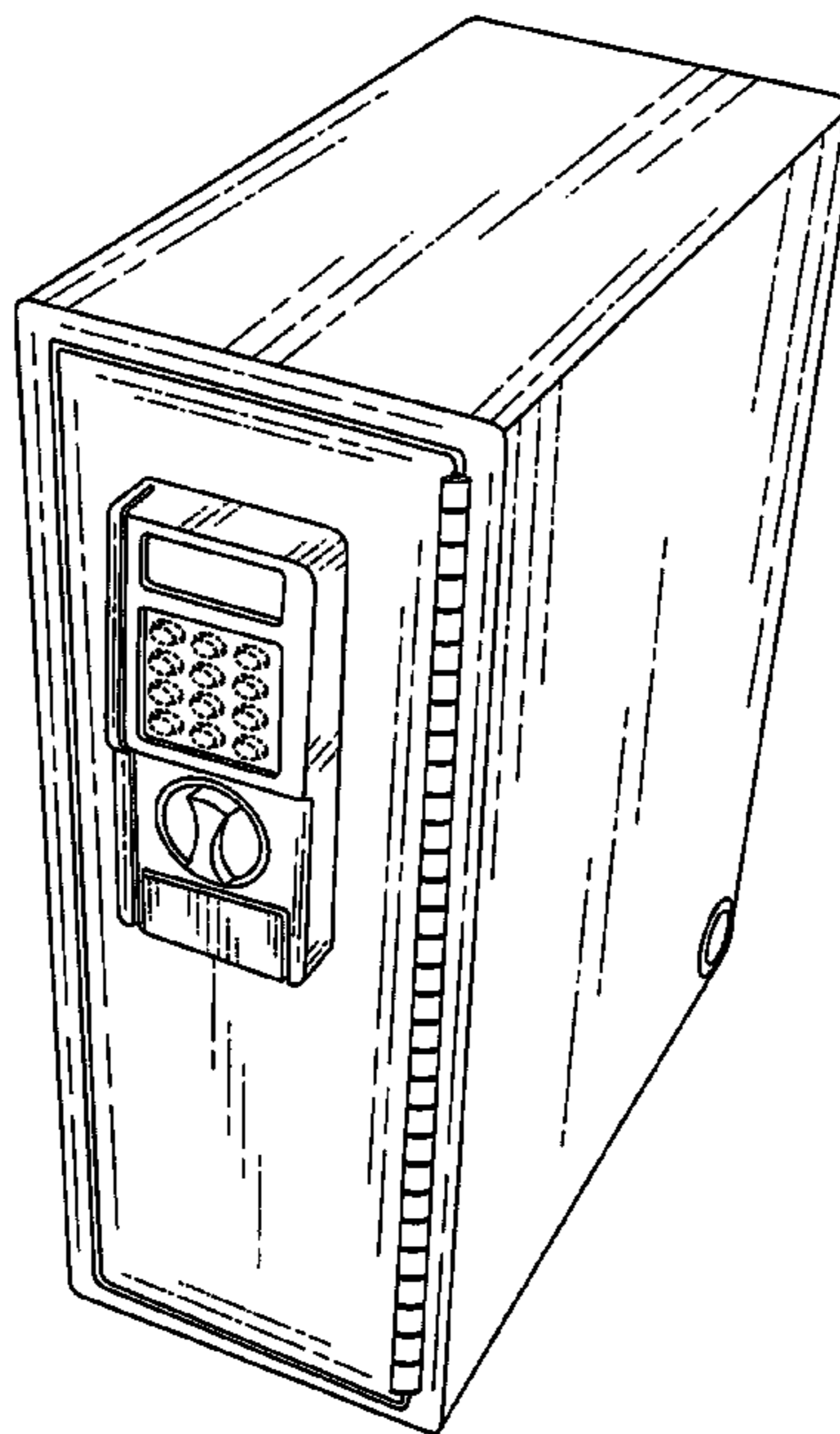
FIG. 5 is a right side view thereof;

FIG. 6 is a top view thereof; and,

FIG. 7 is a bottom view thereof.

The broken lines in the drawings illustrate portions of the vertical safe which form no part of the claimed design.

**1 Claim, 7 Drawing Sheets**



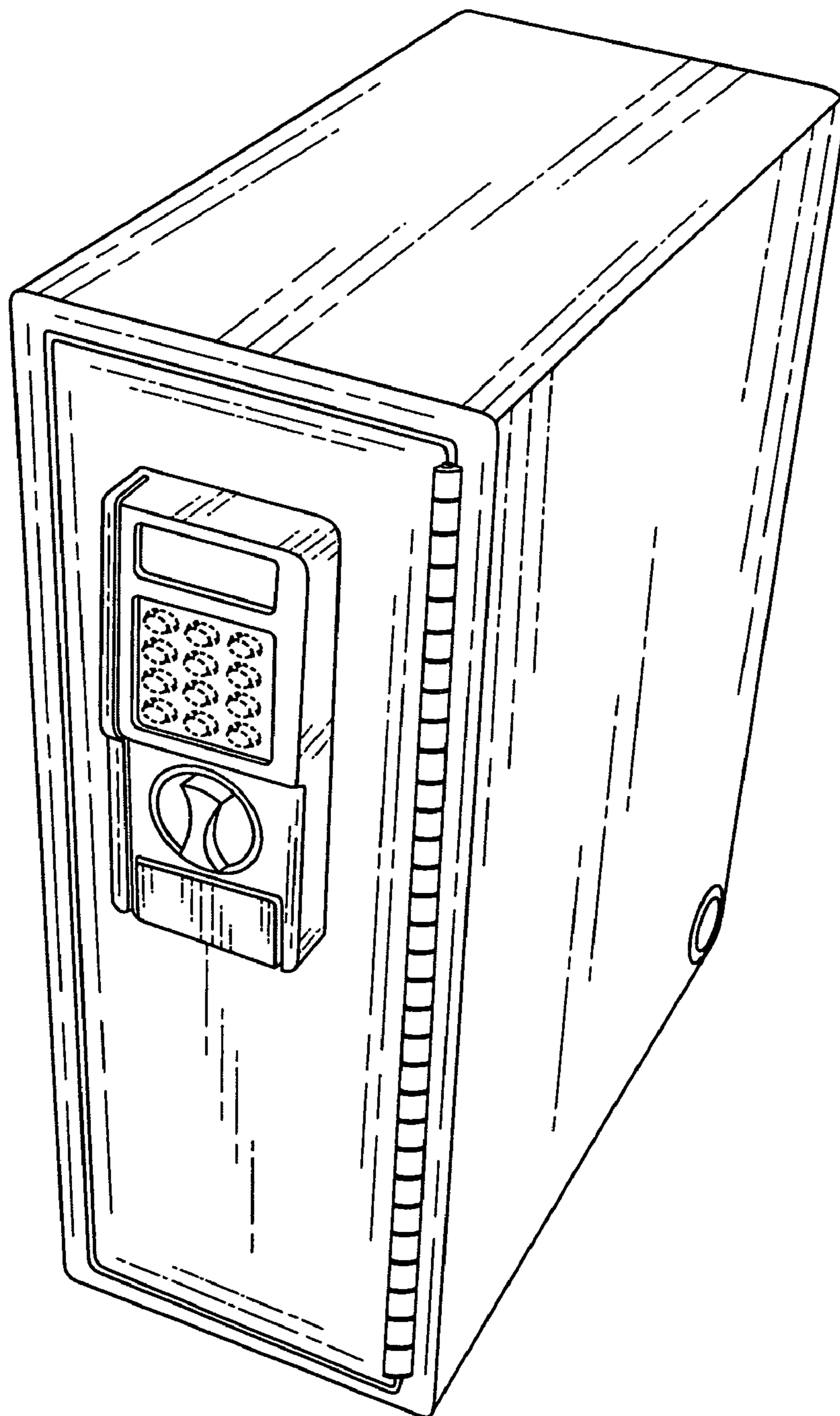


FIG. 1

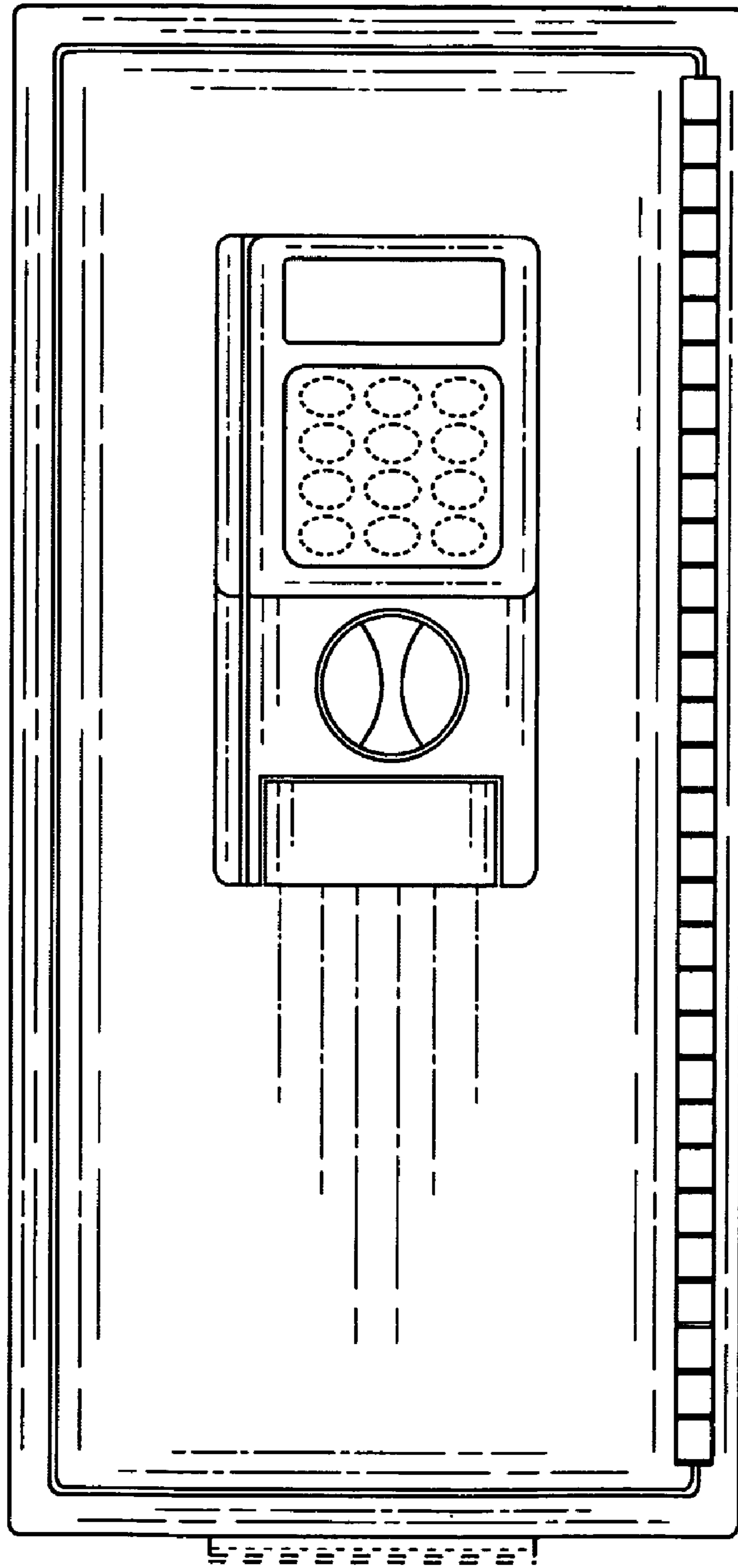


FIG. 2




FIG. 3

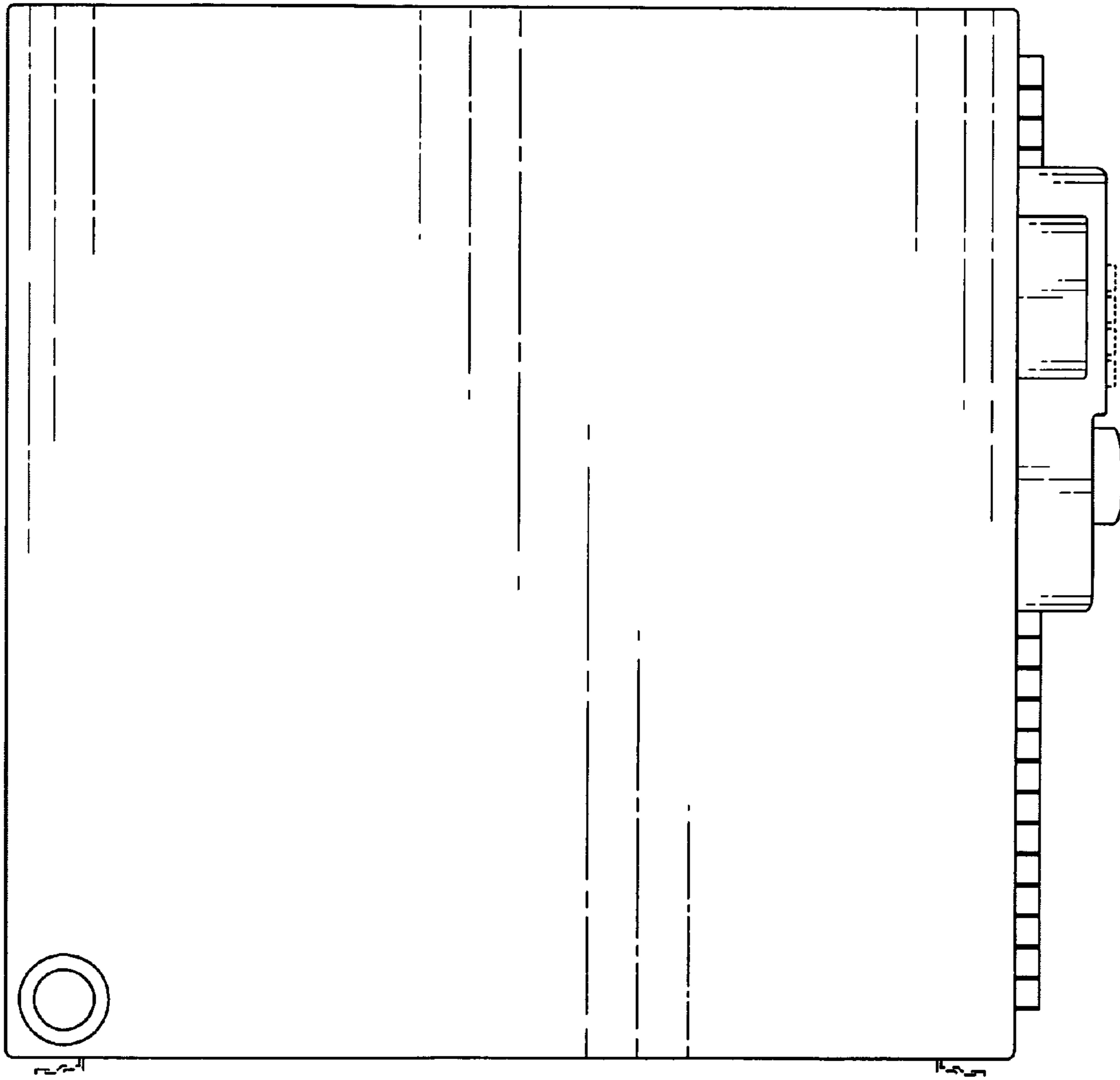


FIG. 4

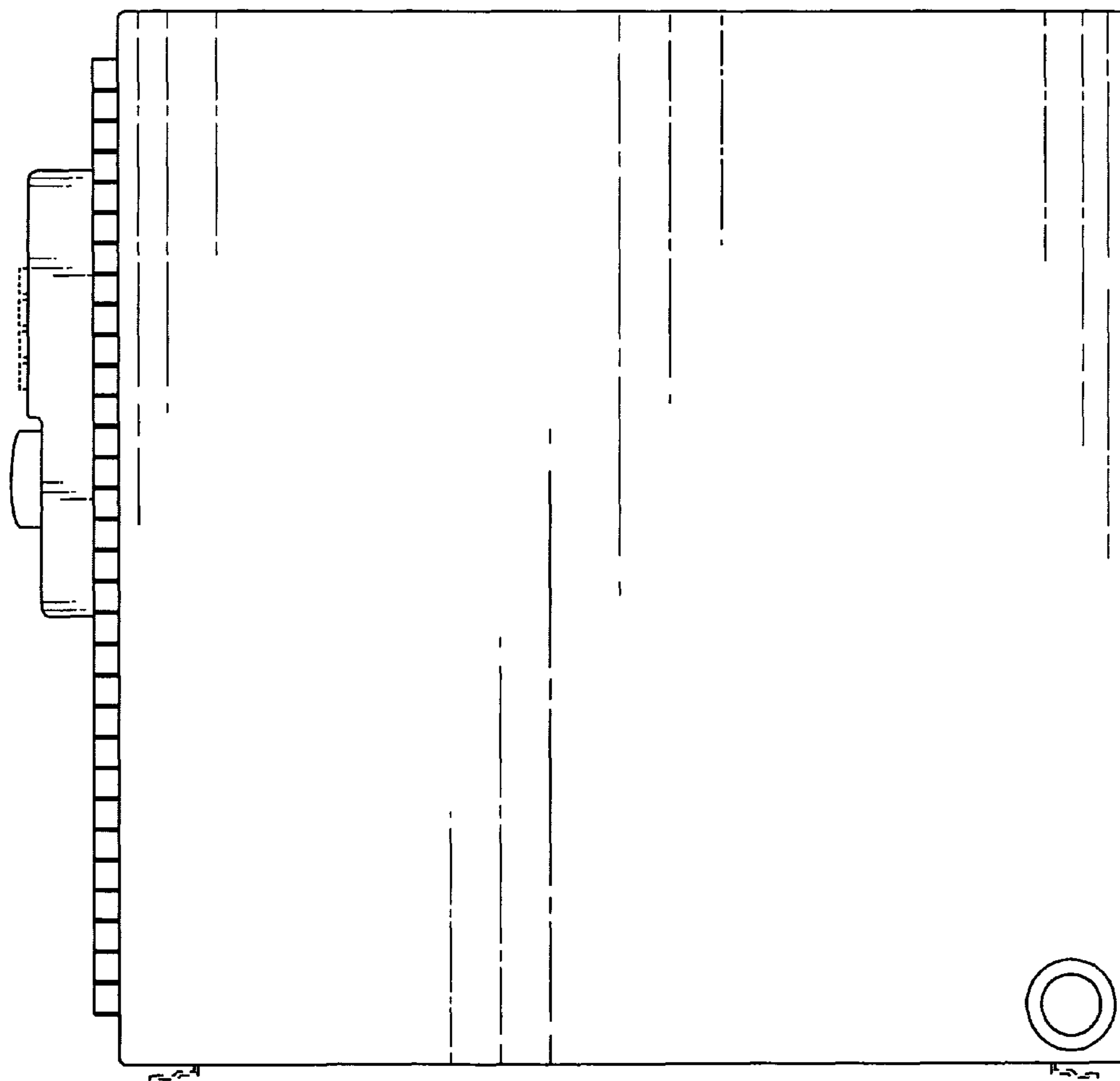


FIG. 5

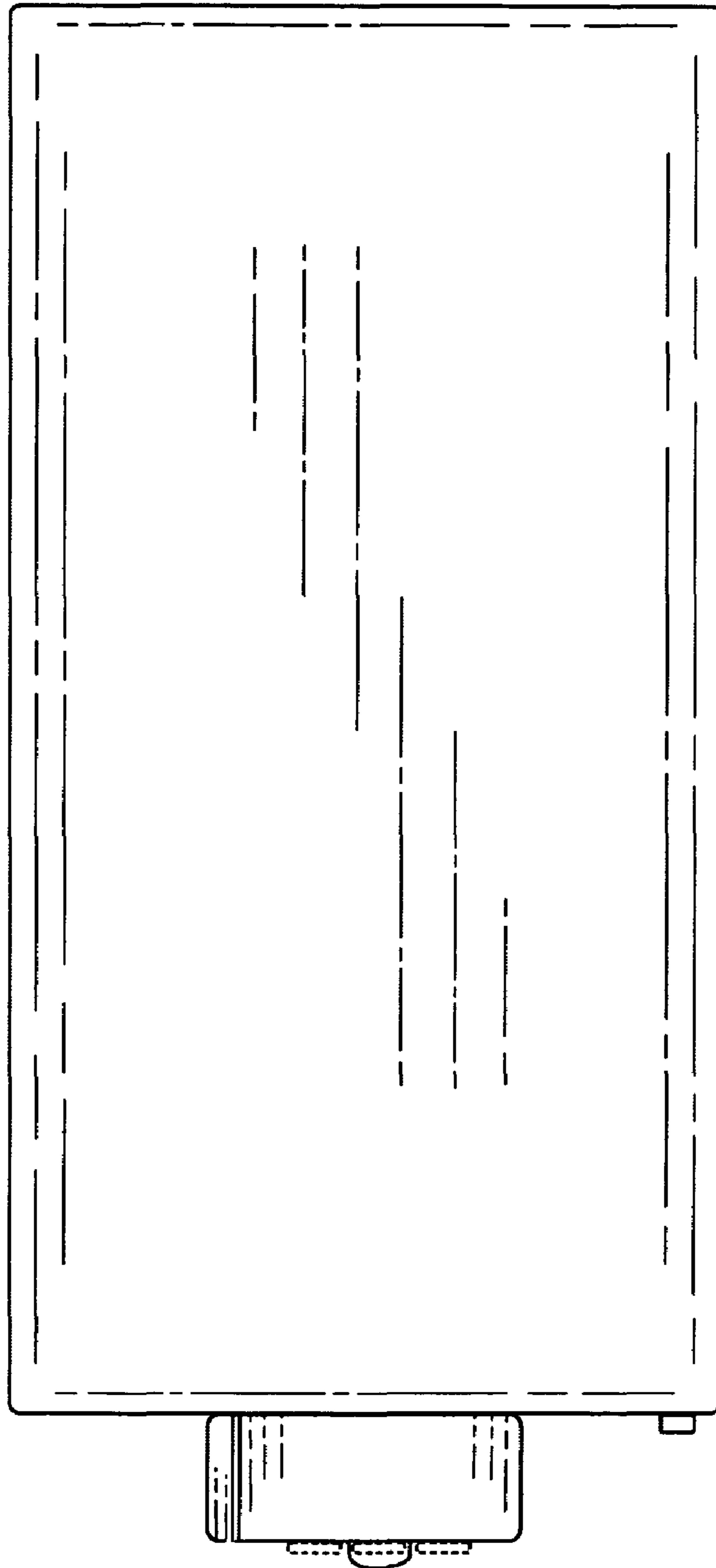


FIG. 6




FIG. 7