



US00D617973S

(12) **United States Design Patent**
Clarke

(10) **Patent No.:** **US D617,973 S**
(45) **Date of Patent:** **** Jun. 15, 2010**

(54) **PET MEMORIAL OBJECT**

D574,575 S * 8/2008 Caprio D99/17

(76) Inventor: **Karina Clarke**, 12 William Street,
Balmain East (AU) NSW 2041

OTHER PUBLICATIONS

<http://www.funeral-urn.com/cremation-jewelry-dog-bone-cross.aspx>, 4 pages.*

(**) Term: **14 Years**

* cited by examiner

(21) Appl. No.: **29/334,095**

Primary Examiner—T. Chase Nelson

(22) Filed: **Mar. 20, 2009**

Assistant Examiner—Ania K Dworzecka

(30) **Foreign Application Priority Data**

(74) *Attorney, Agent, or Firm*—Carter, DeLuca, Farrell & Schmidt, LLP

Sep. 22, 2008 (AU) 14489/2008

(57) **CLAIM**

(51) **LOC (9) Cl.** **99-00**

The ornamental design for a pet memorial object, as shown and described.

(52) **U.S. Cl.** **D99/18**

(58) **Field of Classification Search** D11/8,
D11/7, 9, 10, 11, 12, 14, 16, 17, 18, 21, 22,
D11/40, 43, 44, 45, 48, 49, 56, 62, 66, 75,
D11/77, 78, 79, 80, 81, 82, 83, 84, 85, 89,
D11/90, 95–105, 108, 109, 115, 116, 131,
D11/132, 133, 140, 141, 157, 159, 164, 184,
D11/121; 63/1.11, 1.12, 1.13, 1.14, 1.16,
63/1.18, 13, 14.1, 35, 38, 39, 3.1, 20, 23,
63/33, 40, 42; D99/25, 26, 27, 17, 18, 21,
D99/22, 23, 24; D30/199

DESCRIPTION

See application file for complete search history.

FIG. 1 is a front elevation view of a pet memorial object in accordance with an embodiment of the present design;

FIG. 2 is a rear elevation view of the pet memorial object of FIG. 1;

FIG. 3 is a left side elevational view of the pet memorial object of FIGS. 1 and 2;

FIG. 4 is a right side elevational view of the pet memorial object of FIGS. 1–3;

(56) **References Cited**

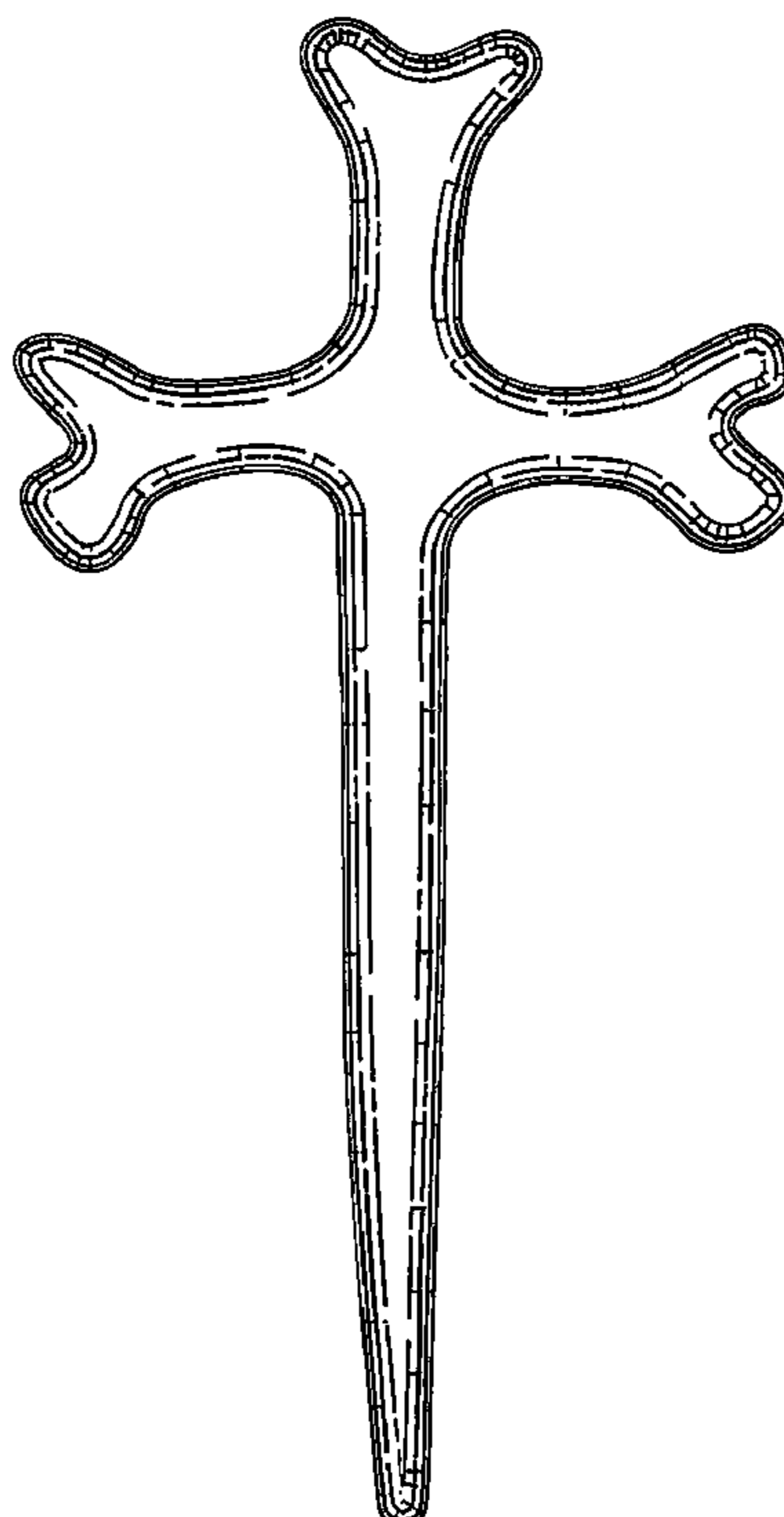
U.S. PATENT DOCUMENTS

D88,953 S * 1/1933 Fumarol D99/18
D156,025 S * 11/1949 Mulholland D26/10
D500,261 S * 12/2004 Pachachi D11/96
D527,510 S * 8/2006 Thomas D99/25

FIG. 5 is a top plan view of the pet memorial object of FIGS. 1–4; and,

FIG. 6 is a bottom plan view of the pet memorial object of FIGS. 1–5.

1 Claim, 5 Drawing Sheets



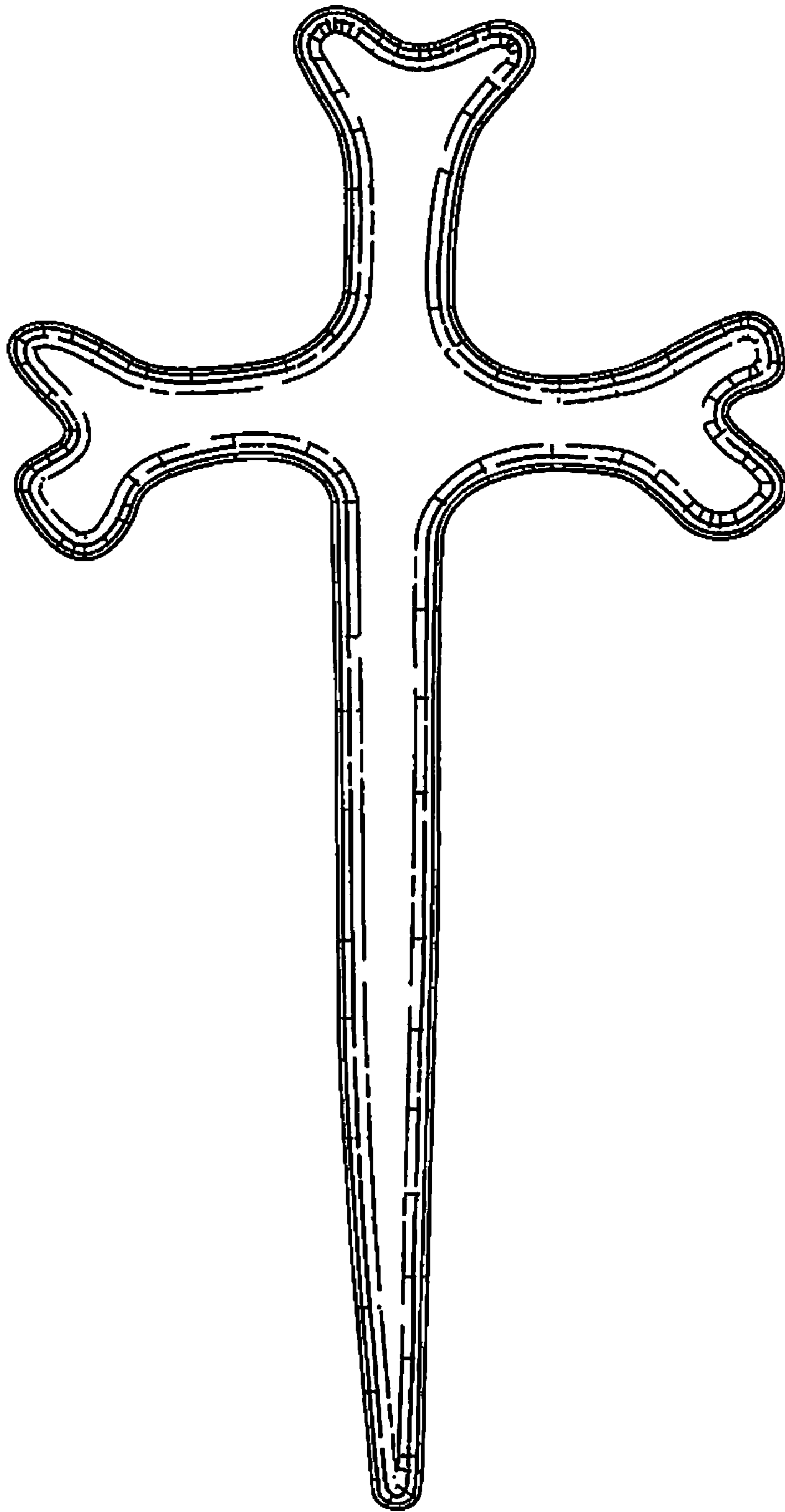


FIGURE 1

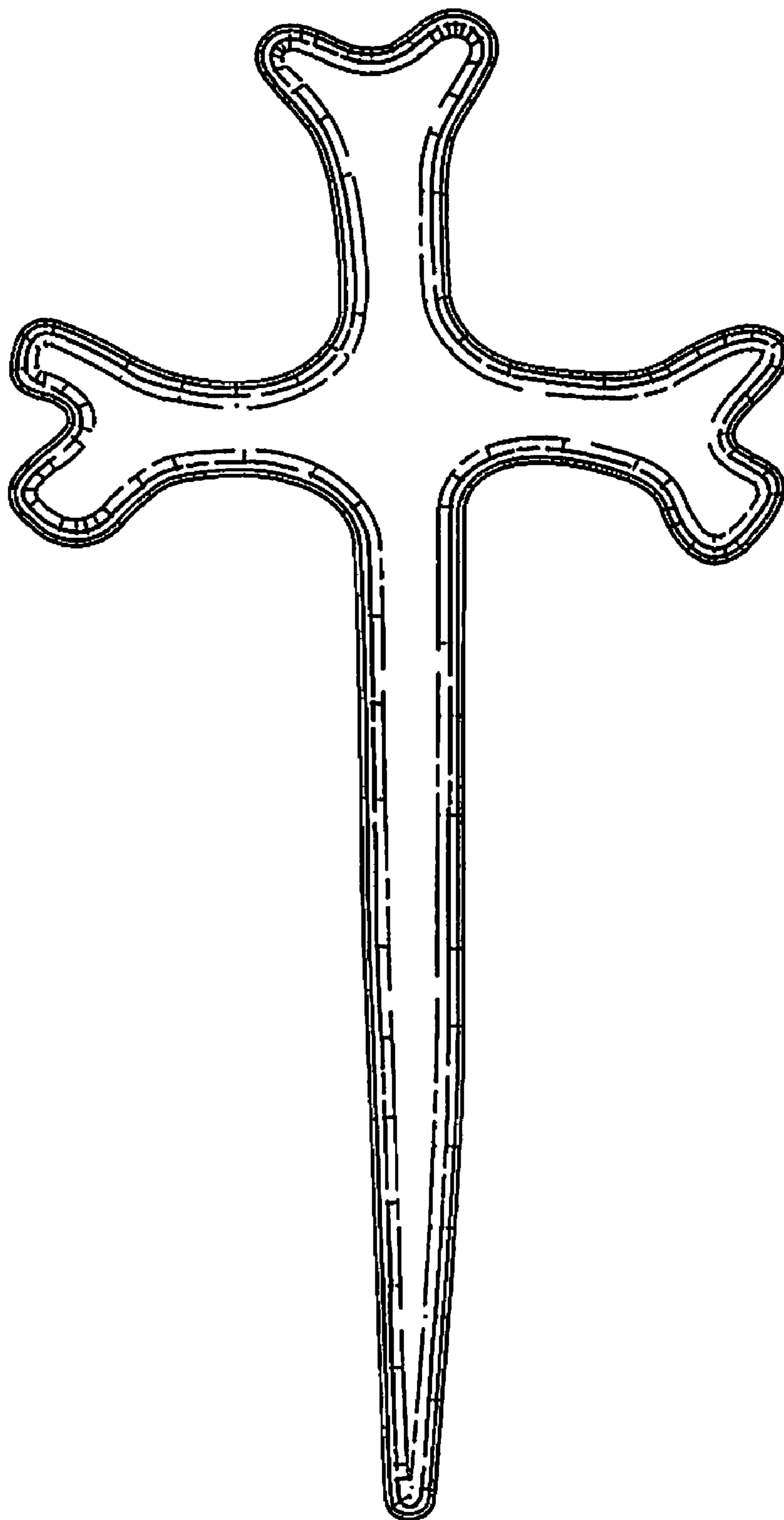


FIGURE 2




FIGURE 3




Figure 4

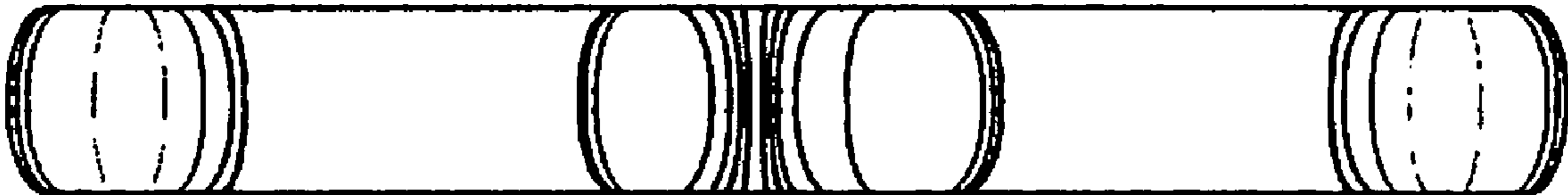


FIGURE 5

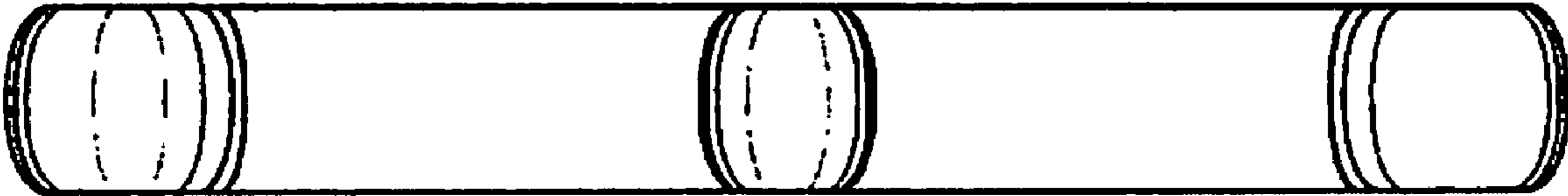


FIGURE 6