



US00D617965S

(12) **United States Design Patent**  
**Grützke et al.**

(10) **Patent No.:** **US D617,965 S**  
(45) **Date of Patent:** **\*\* Jun. 15, 2010**

(54) **LAUNDRY APPLIANCE PEDESTAL**

(75) Inventors: **Joachim Grützke**, New Bern, NC (US);  
**Jacques Helot**, München (DE); **Andrew Roberson**, New Bern, NC (US); **Carsten Weber**, Aalen (DE)

(73) Assignee: **BSH Home Appliances Corporation**,  
Huntington Beach, CA (US)

(\*\*) Term: **14 Years**

(21) Appl. No.: **29/314,661**

(22) Filed: **Apr. 16, 2009**

**Related U.S. Application Data**

(62) Division of application No. 29/286,430, filed on May 4, 2007, now Pat. No. Des. 596,813.

(51) **LOC (9) Cl.** ..... **15-05**

(52) **U.S. Cl.** ..... **D32/25**

(58) **Field of Classification Search** ..... D43/1,  
D43/5-6, 8, 10, 25; 34/523-524, 87-88;  
68/3 R, 5 R, 12.01; 312/31  
See application file for complete search history.

(56) **References Cited**

**U.S. PATENT DOCUMENTS**

D466,725 S \* 12/2002 Masciale ..... D6/449  
D474,566 S \* 5/2003 Baldwin et al. .... D32/25  
D502,812 S \* 3/2005 Zimmerman ..... D3/297  
D515,257 S \* 2/2006 Geyer ..... D32/6

D521,702 S \* 5/2006 No et al. .... D32/25  
D531,765 S \* 11/2006 Schoene ..... D32/8  
D549,408 S \* 8/2007 Lee ..... D32/25  
D549,900 S \* 8/2007 Kim et al. .... D32/6  
D564,144 S \* 3/2008 Kwon ..... D32/6  
D564,145 S \* 3/2008 Kim ..... D32/6  
D566,347 S \* 4/2008 Cao et al. .... D32/1  
D568,556 S \* 5/2008 Gruetzke et al. .... D32/6  
D569,065 S \* 5/2008 Ritterling ..... D32/25  
D572,418 S \* 7/2008 Suh et al. .... D32/6  
2004/0245899 A1 \* 12/2004 Cho ..... 312/351.2  
2004/0263032 A1 \* 12/2004 Cho ..... 312/330.1

\* cited by examiner

*Primary Examiner*—T. Chase Nelson  
*Assistant Examiner*—Kathleen M Sims  
(74) *Attorney, Agent, or Firm*—James E. Howard; Andre Pallapies

(57) **CLAIM**

The ornamental design for a laundry appliance pedestal, as shown and described.

**DESCRIPTION**

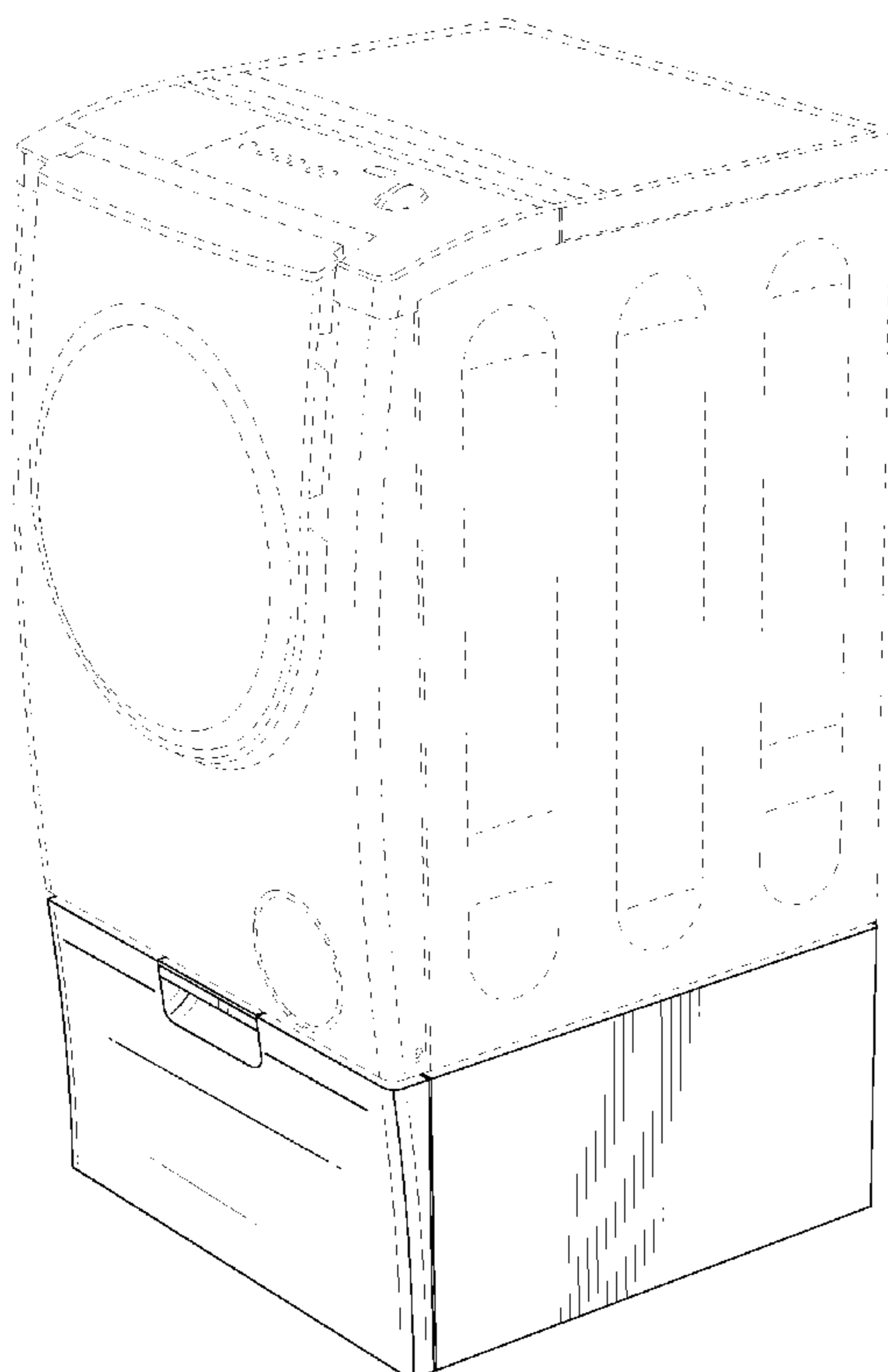
FIG. 1 is a perspective view of a laundry appliance pedestal showing our ornamental design;

FIG. 2 is a side view thereof; and,

FIG. 3 is a front view thereof.

The broken lines represent environmental structure and do not form a part of the claimed design.

**1 Claim, 3 Drawing Sheets**



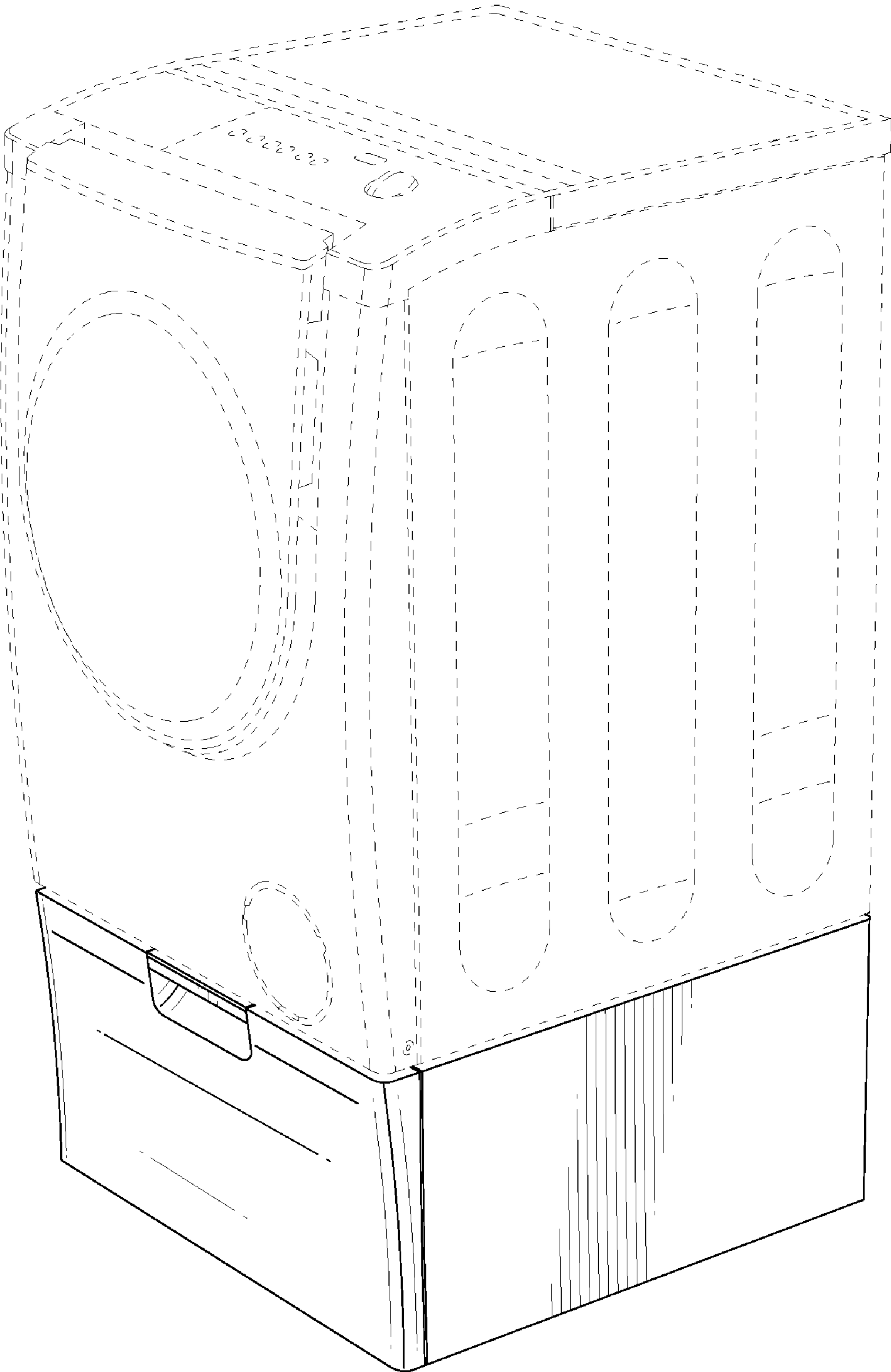


Fig. 1

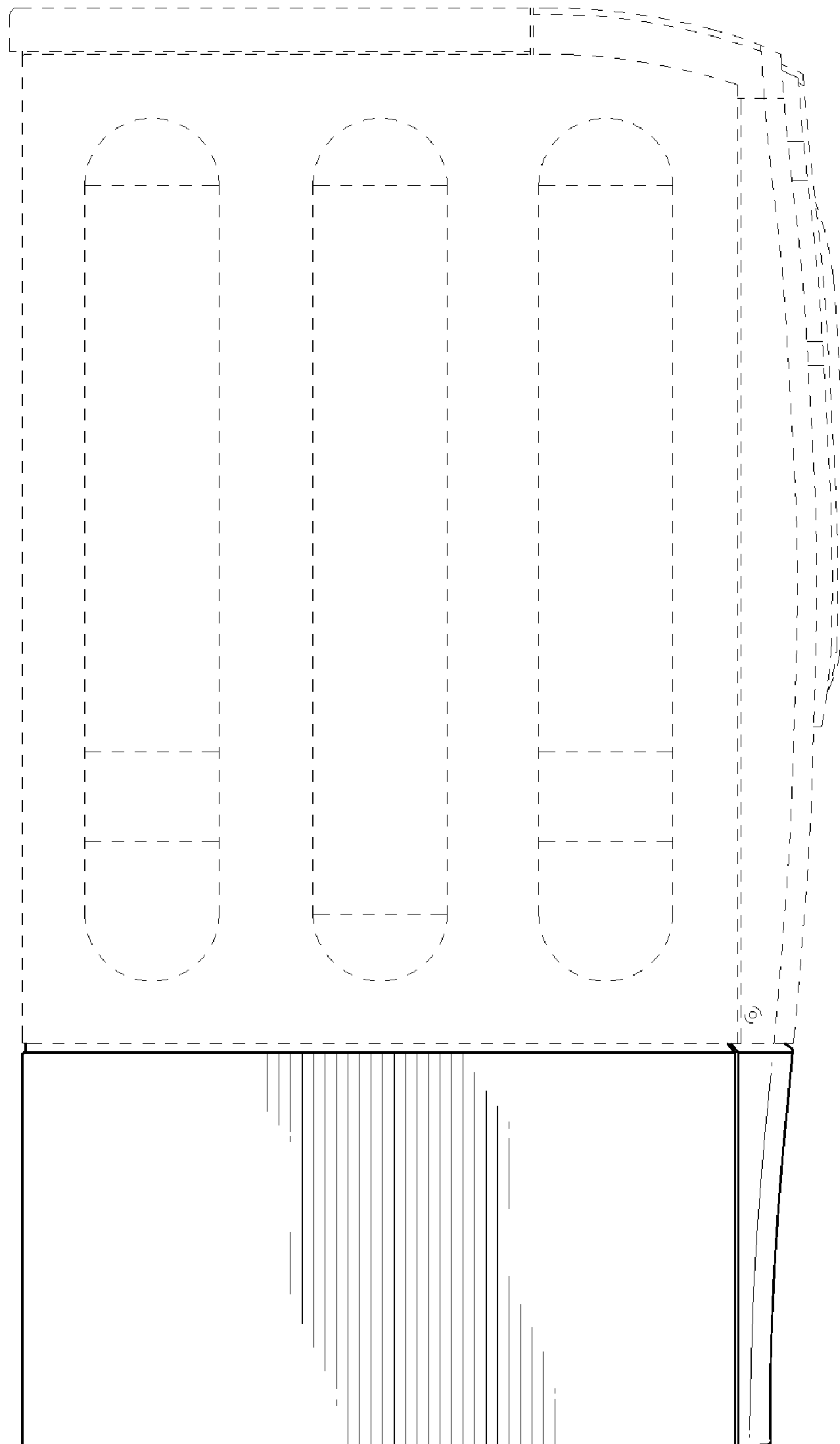


Fig. 2

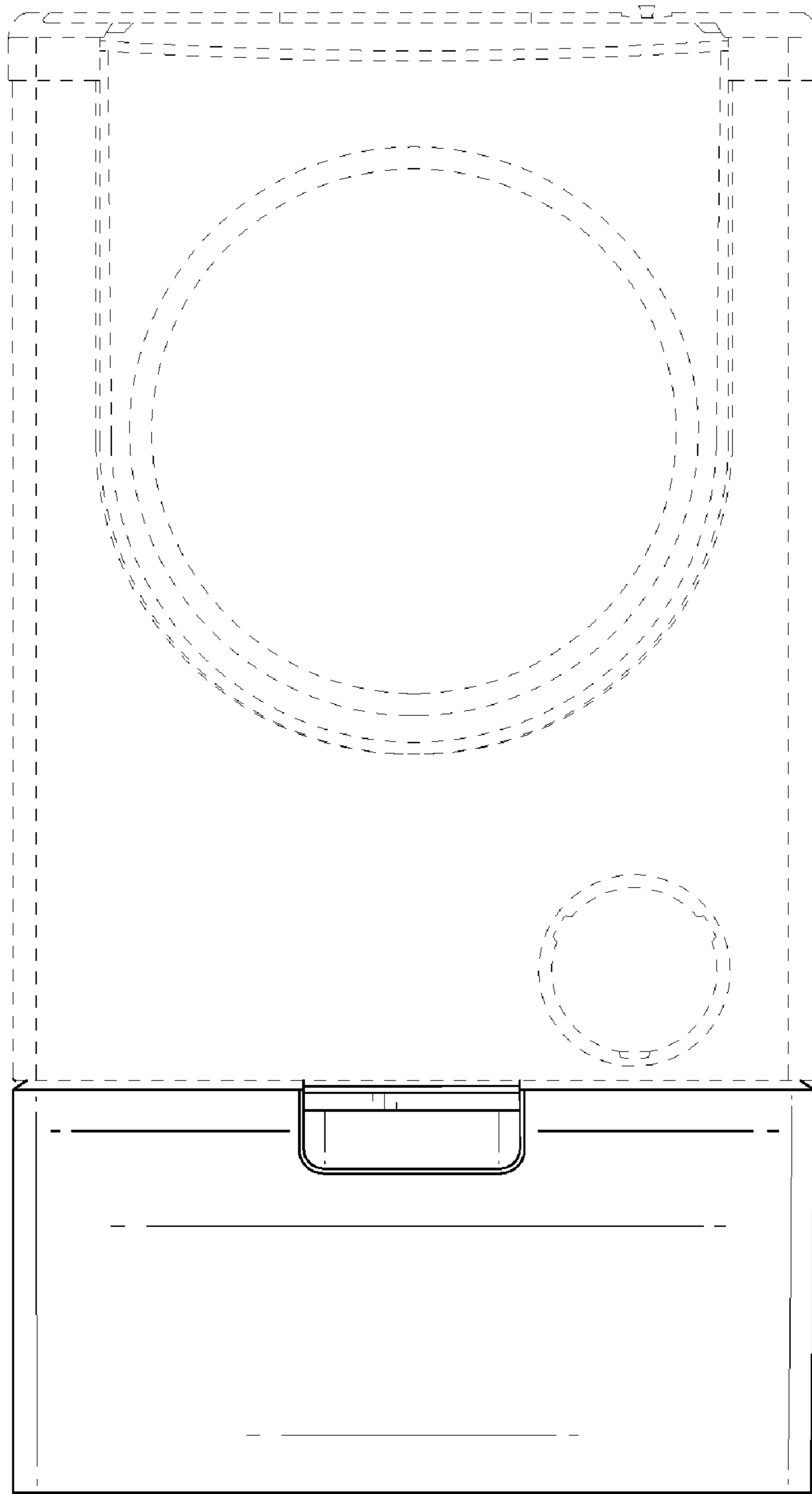


Fig. 3