



US00D617961S

(12) **United States Design Patent**
Umeda

(10) **Patent No.:** **US D617,961 S**
(45) **Date of Patent:** **** Jun. 15, 2010**

(54) **VACUUM CLEANER**

(75) Inventor: **Masakazu Umeda**, Hyogo (JP)

(73) Assignee: **Panasonic Corporation**, Osaka (JP)

(**) Term: **14 Years**

(21) Appl. No.: **29/331,716**

(22) Filed: **Jan. 30, 2009**

(51) **LOC (9) Cl.** **15-05**

(52) **U.S. Cl.** **D32/21**

(58) **Field of Classification Search** D32/17,
D32/18, 21–24, 31; 15/327, 1, 327.2, 327.4–237.7,
15/344, 353, 320–321, 412

See application file for complete search history.

(56) **References Cited**

U.S. PATENT DOCUMENTS

| | | | |
|--------------|---------|----------------------|--------|
| D297,675 S | 9/1988 | Umehara et al. | |
| D315,431 S | 3/1991 | Ikeda et al. | |
| D325,273 S | 4/1992 | Ikeda et al. | |
| D325,274 S | 4/1992 | Ikeda | |
| D338,293 S * | 8/1993 | Kojima et al. | D32/21 |
| D344,164 S | 2/1994 | Kuriya | |
| D344,373 S | 2/1994 | Haverkamp | |
| D344,375 S | 2/1994 | Piret et al. | |
| D373,665 S | 9/1996 | Nakamura et al. | |
| D374,955 S | 10/1996 | Umbach | |
| D376,229 S | 12/1996 | Hughes | |
| D377,854 S | 2/1997 | Clouet | |
| D378,452 S | 3/1997 | Köhler et al. | |
| D382,680 S | 8/1997 | Meelen | |
| D391,700 S | 3/1998 | Hughes | |
| D394,527 S | 5/1998 | Pochopien et al. | |
| D394,528 S | 5/1998 | Pochopien et al. | |
| D398,093 S | 9/1998 | Fujima | |
| D399,617 S | 10/1998 | Fujita | |
| D403,475 S * | 12/1998 | Mehaffey et al. | D32/21 |
| D416,362 S | 11/1999 | Lin | |
| D417,046 S | 11/1999 | Tsuruha et al. | |

| | | | |
|--------------|---------|--------------------|--------|
| D417,047 S | 11/1999 | Tsuda | |
| D417,323 S * | 11/1999 | Fujita et al. | D32/21 |
| D430,366 S | 8/2000 | Sato et al. | |
| D430,711 S | 9/2000 | Piret | |
| D446,363 S * | 8/2001 | Sato et al. | D32/21 |
| D446,613 S | 8/2001 | Hirokawa | |
| D485,653 S | 1/2004 | Warburton | |
| D490,580 S | 5/2004 | Choi | |
| D491,703 S | 6/2004 | Harada | |
| D495,455 S * | 8/2004 | Brown et al. | D32/21 |
| D508,152 S | 8/2005 | Konno | |
| D514,266 S | 1/2006 | Schröter | |
| D520,198 S | 5/2006 | Sung | |
| D530,466 S | 10/2006 | Schroeter | |
| D539,492 S | 3/2007 | Konno | |
| D572,421 S * | 7/2008 | Schroeter | D32/21 |
| D584,016 S * | 12/2008 | Hosoda et al. | D32/21 |
| D597,713 S * | 8/2009 | Brown et al. | D32/21 |

* cited by examiner

Primary Examiner—Ruth McInroy

(74) *Attorney, Agent, or Firm*—Brinks Hofer Gilson & Lione

(57) **CLAIM**

I claim the ornamental design for a vacuum cleaner, as shown and described.

DESCRIPTION

FIG. 1 is a front perspective view of a vacuum cleaner of the present invention;

FIG. 2 is a front view thereof;

FIG. 3 is a top view thereof;

FIG. 4 is a bottom view thereof;

FIG. 5 is a first side view thereof;

FIG. 6 is a second side view thereof;

FIG. 7 is a rear view thereof; and,

FIG. 8 is a rear perspective view thereof.

1 Claim, 8 Drawing Sheets

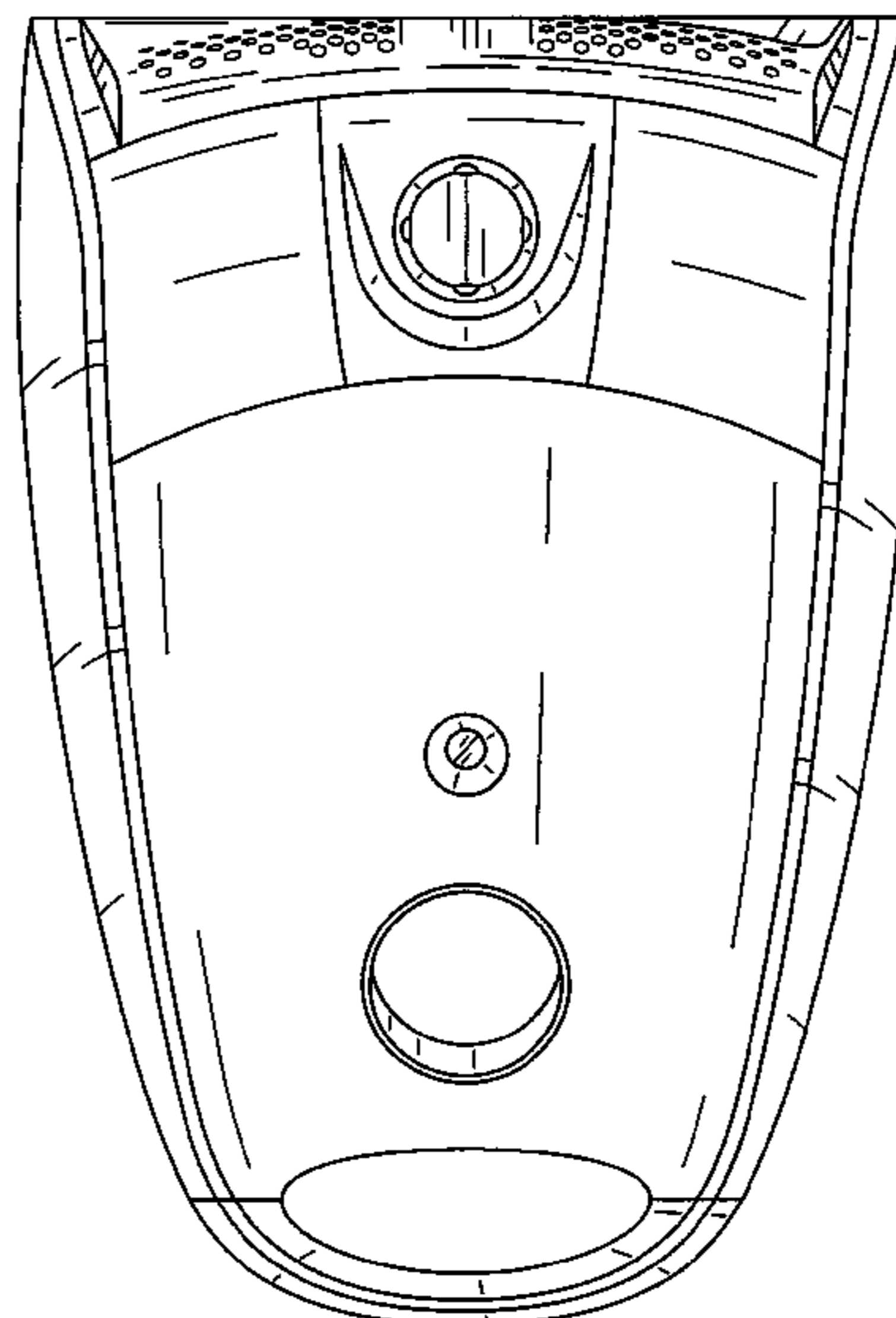
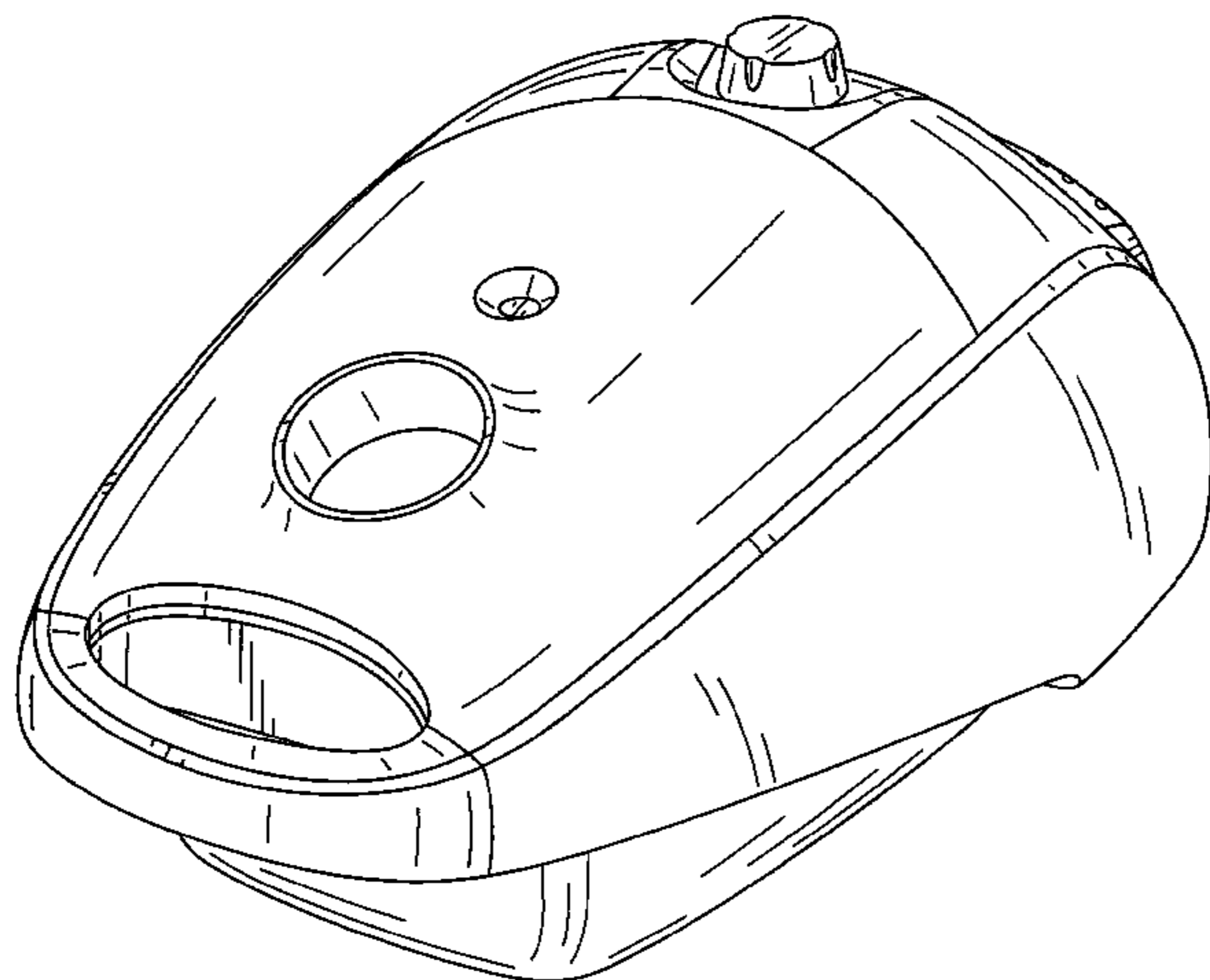


FIG. 1

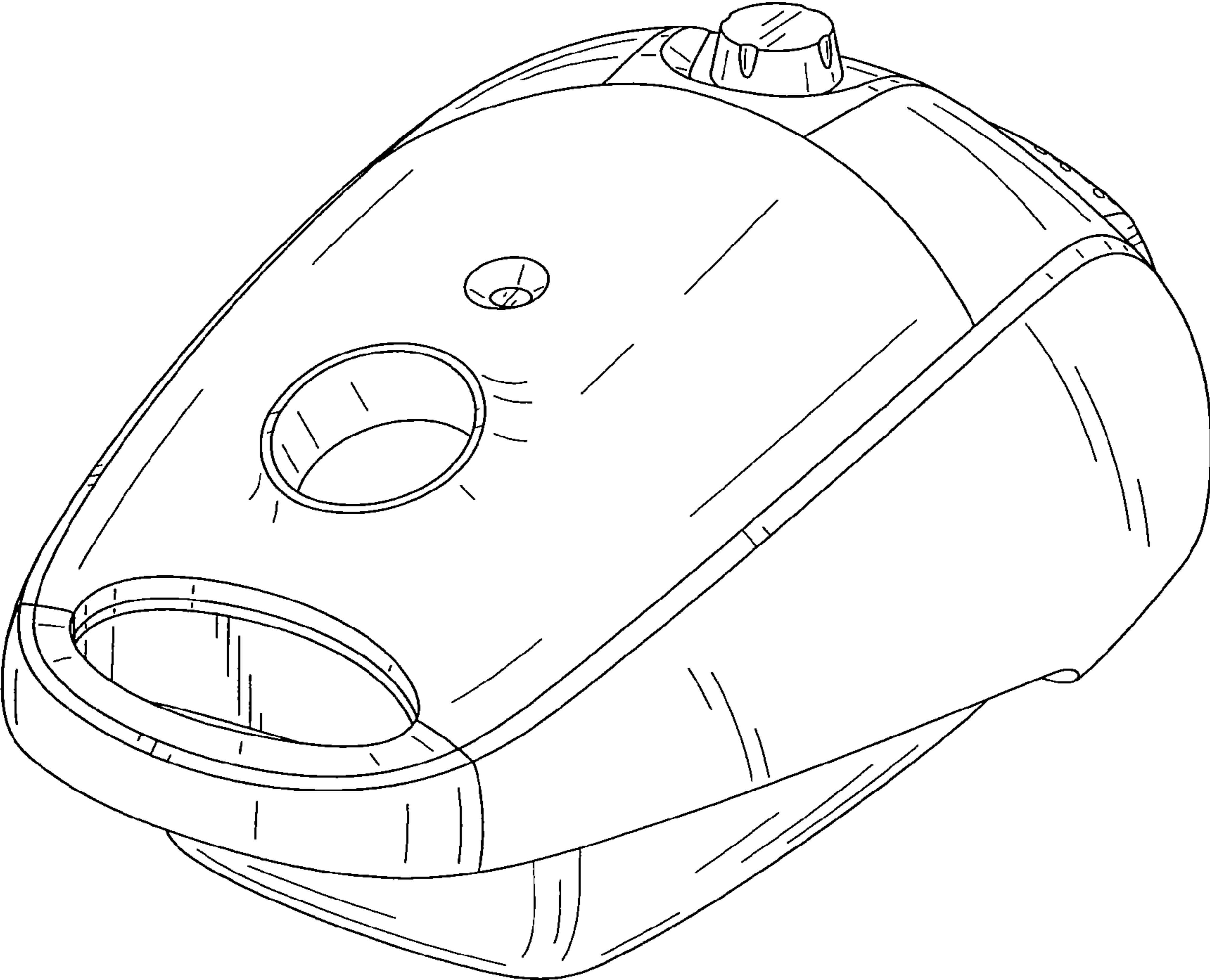


FIG. 2

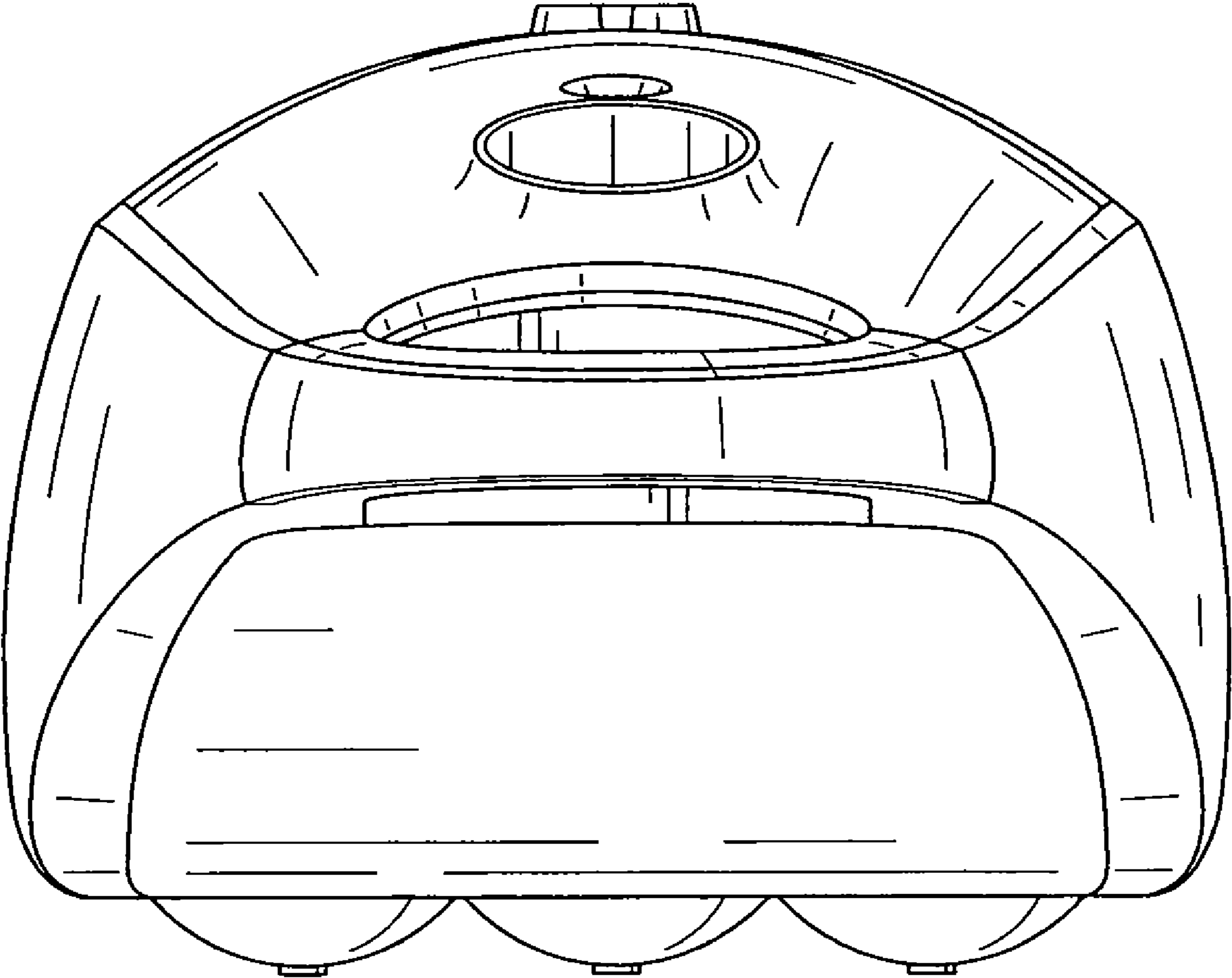


FIG. 3

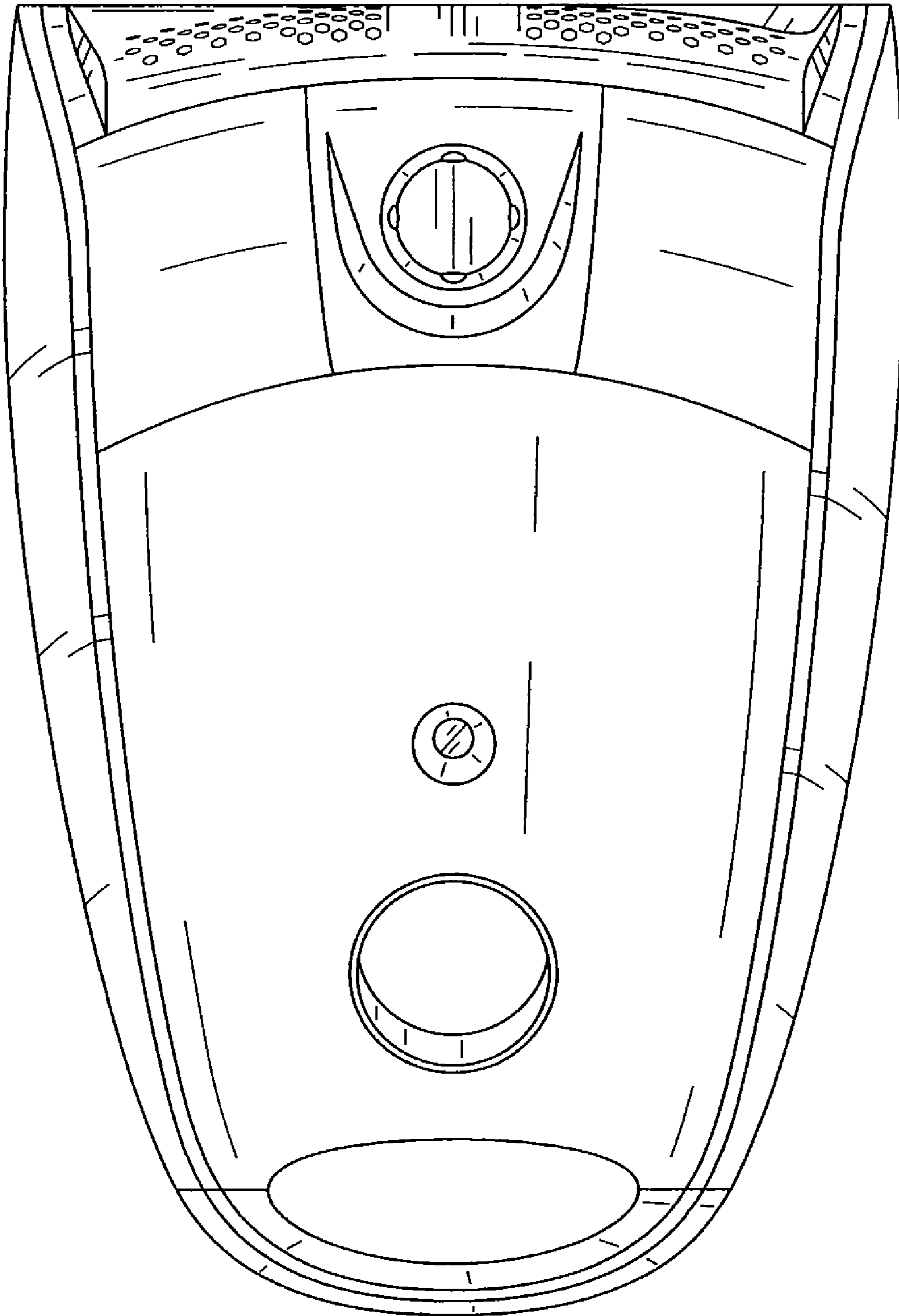


FIG. 4

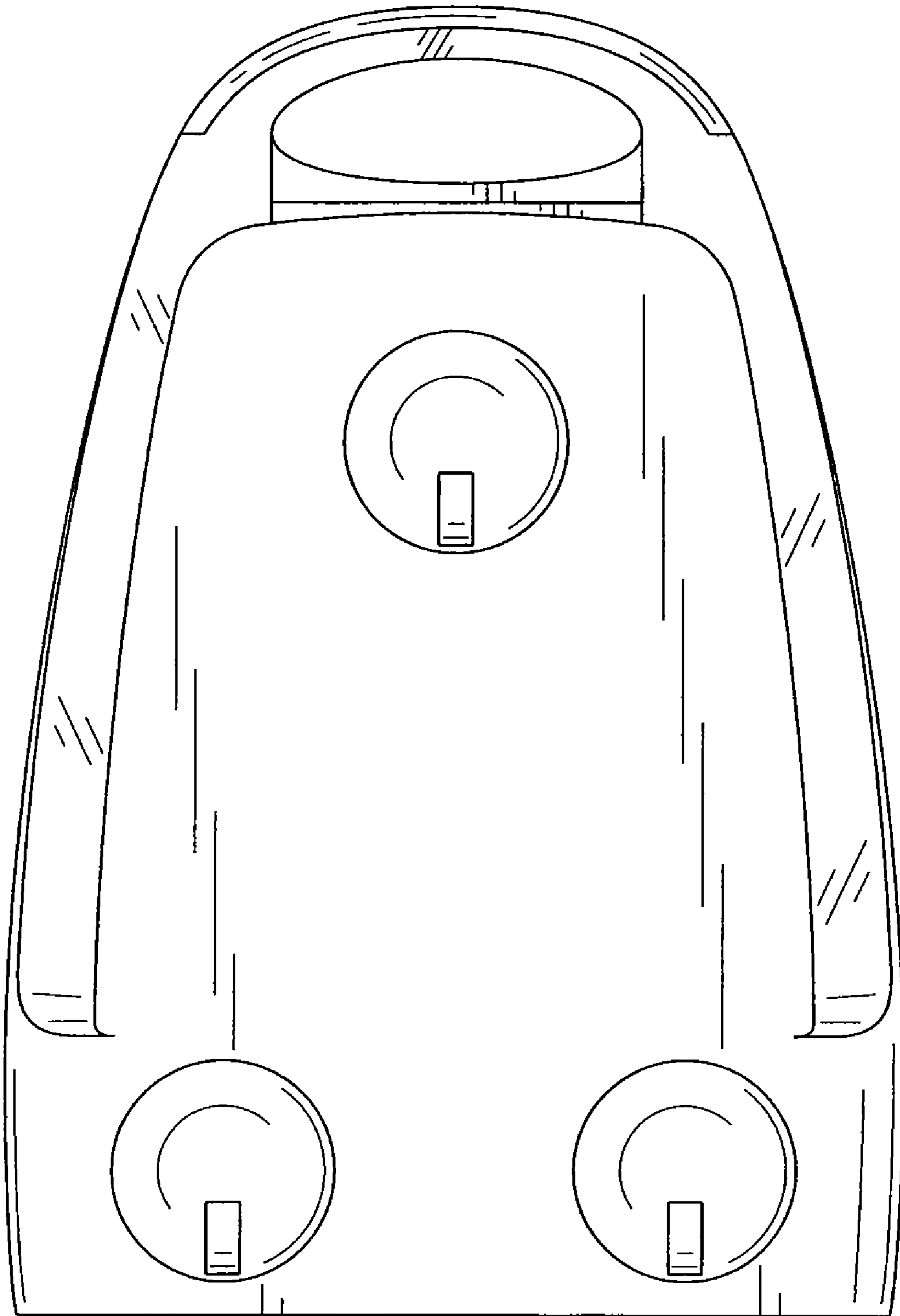


FIG. 5




FIG. 6




FIG. 7

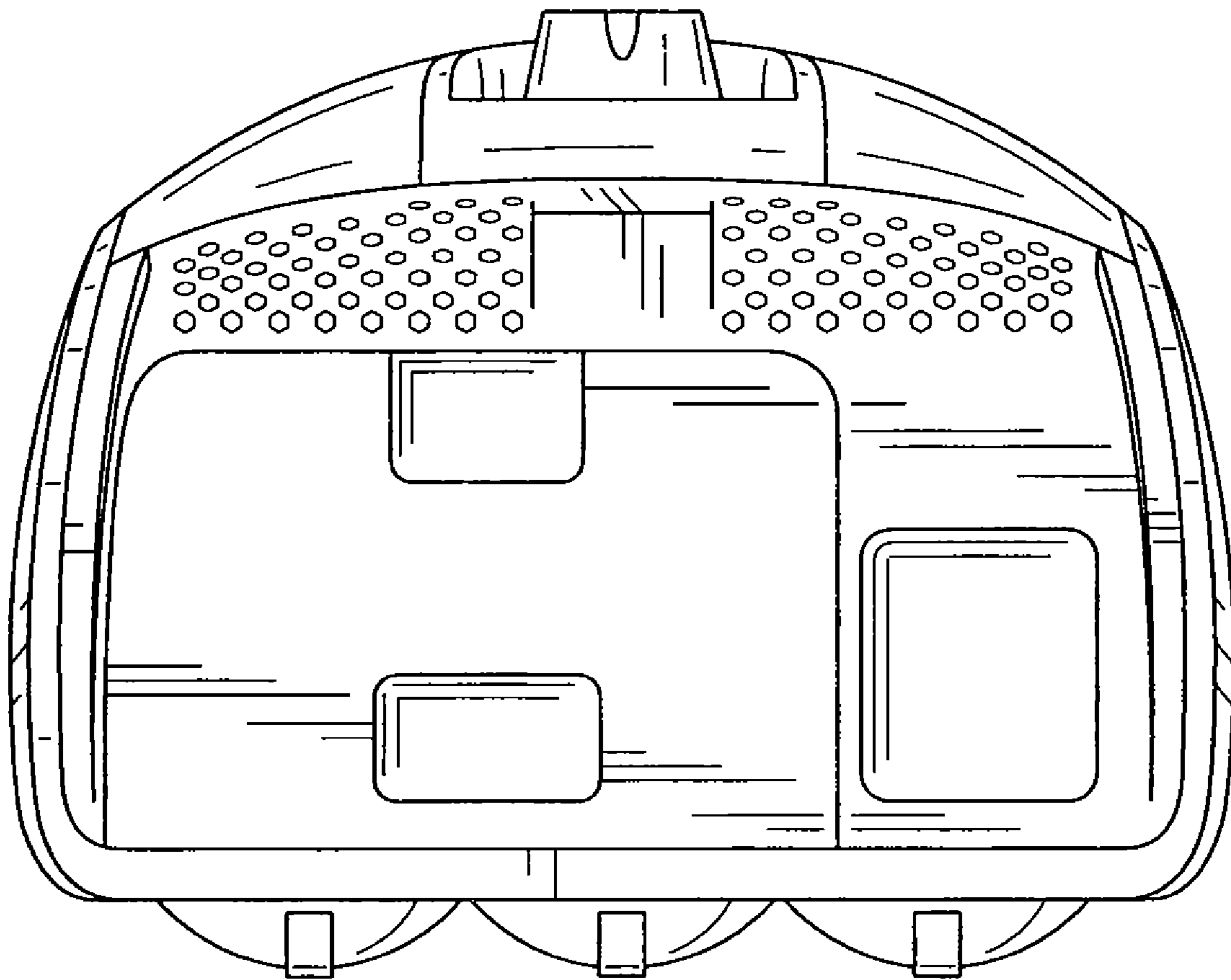


FIG. 8

