



US00D617959S

(12) **United States Design Patent**
Twu

(10) **Patent No.:** **US D617,959 S**
(45) **Date of Patent:** **** Jun. 15, 2010**

(54) **ANIMAL TOILET**

Primary Examiner—Mitchell I Siegel

(76) **Inventor:** **Yann-bor Twu**, 13F-8, No. 57, Section 1, Chongqing South Road, Taipei City (TW) 100

(57) **CLAIM**

The ornamental design for an animal toilet, as shown and described.

(**) **Term:** **14 Years**

DESCRIPTION

(21) **Appl. No.:** **29/311,460**

FIG. 1 is a perspective view of an animal toilet showing my new design;

(22) **Filed:** **Mar. 23, 2009**

FIG. 2 is a perspective view thereof, with the ramp shown in an open position;

(30) **Foreign Application Priority Data**

Sep. 25, 2008 (TW) 97305491

FIG. 3 is a front view thereof;

FIG. 4 is the rear view thereof;

(51) **LOC (9) Cl.** **30-99**

(52) **U.S. Cl.** **D30/161**

(58) **Field of Classification Search** D30/161, D30/118; 119/28.5, 161-170
See application file for complete search history.

FIG. 5 is a right side view thereof, the opposite side being a mirror image of the side shown;

FIG. 6 is a right side view thereof, with the animal toilet being extended, the opposite side being a mirror image of the side shown;

(56) **References Cited**

U.S. PATENT DOCUMENTS

| | | | | | |
|-----------|------|---------|----------------|-------|----------|
| 2,659,345 | A * | 11/1953 | Herbert | | 119/28.5 |
| 5,784,995 | A * | 7/1998 | Willinger | | 119/28.5 |
| D433,543 | S * | 11/2000 | Fiore et al. | | D30/118 |
| D468,493 | S * | 1/2003 | Chase-Gilpin | | D30/161 |
| D497,691 | S * | 10/2004 | Hardt | | D30/161 |
| D498,025 | S * | 11/2004 | Tessier et al. | | D30/161 |
| 7,621,233 | B2 * | 11/2009 | Dukes et al. | | 119/165 |

FIG. 7 is a first top plan view thereof;

FIG. 8 is a first bottom plan view thereof;

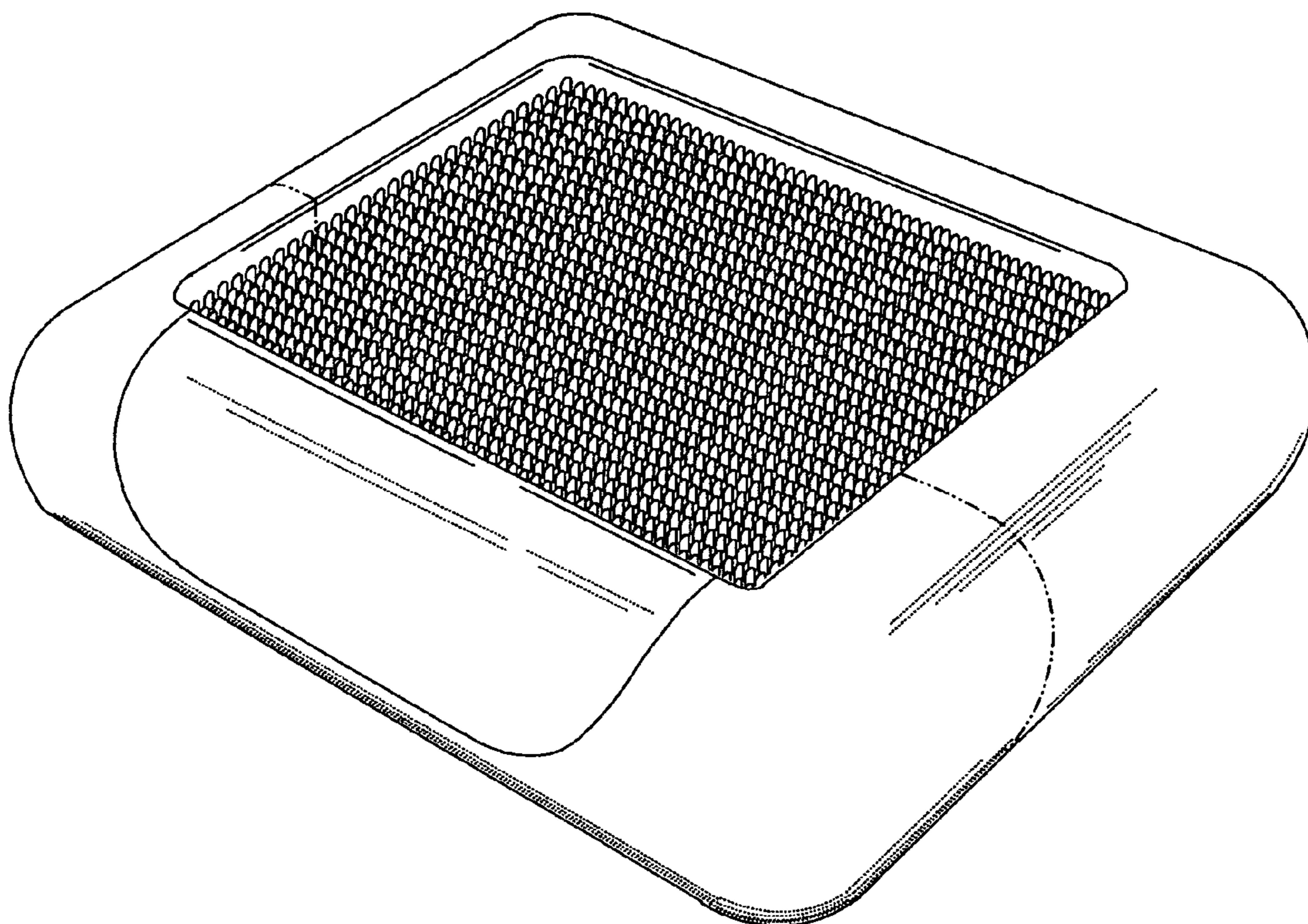
FIG. 9 is a second top plan view thereof, with the animal toilet being extended; and,

FIG. 10 is a second bottom plan view thereof, with the animal toilet being extended.

The features shown in broken lines in the Figures form no part of the claimed design.

* cited by examiner

1 Claim, 4 Drawing Sheets



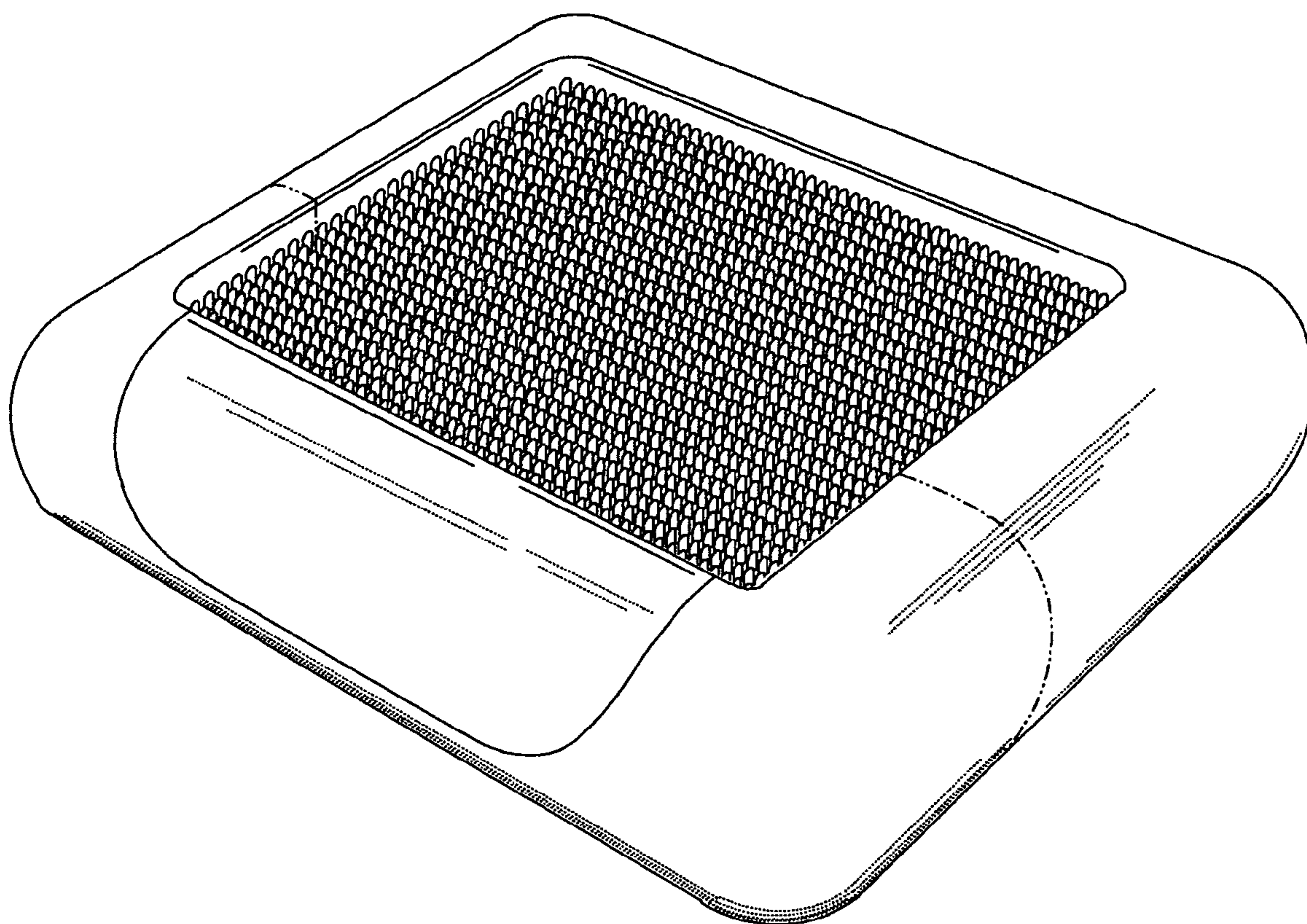


FIG. 1

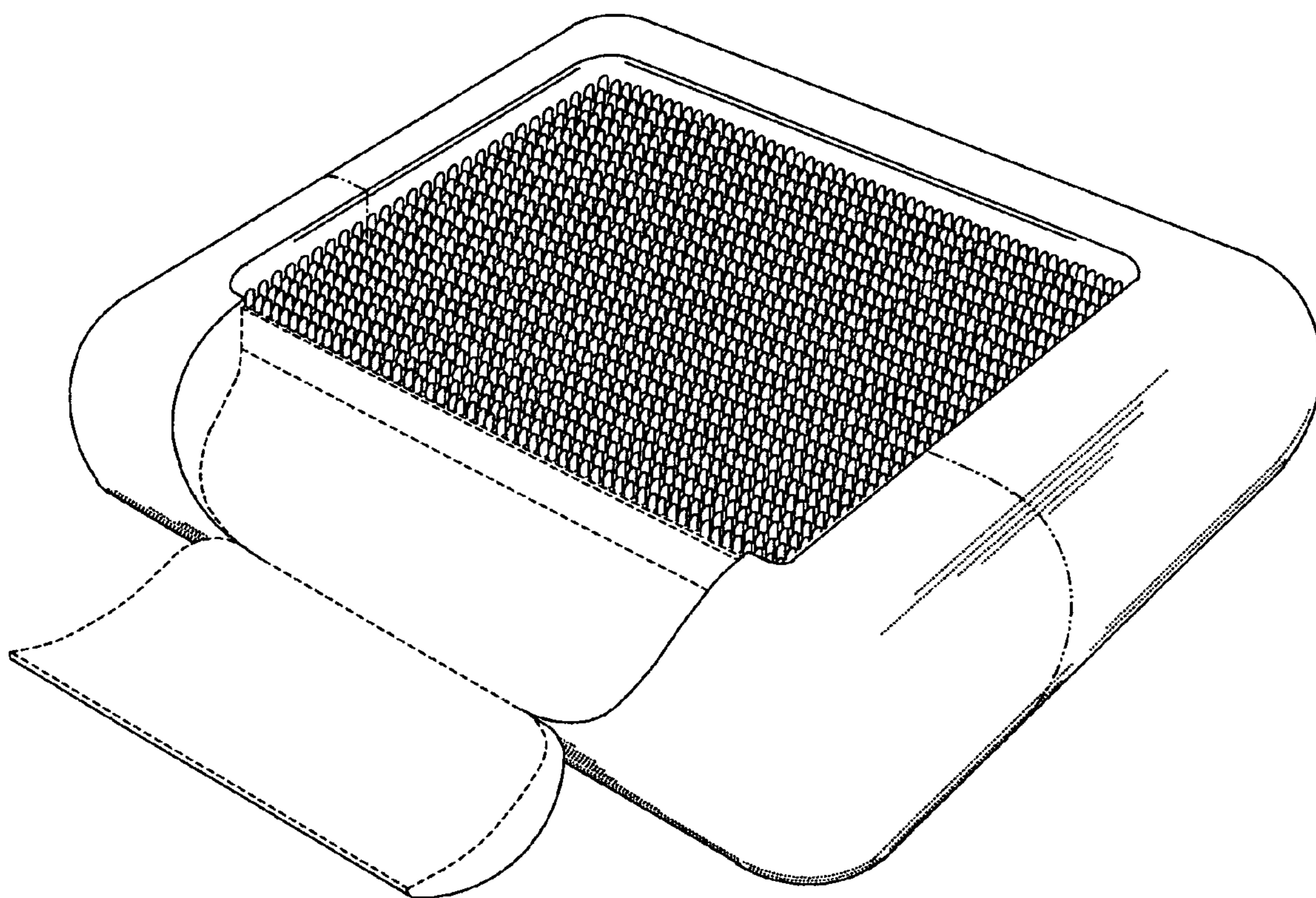


FIG. 2




FIG. 3




FIG. 4




FIG. 5




FIG. 6

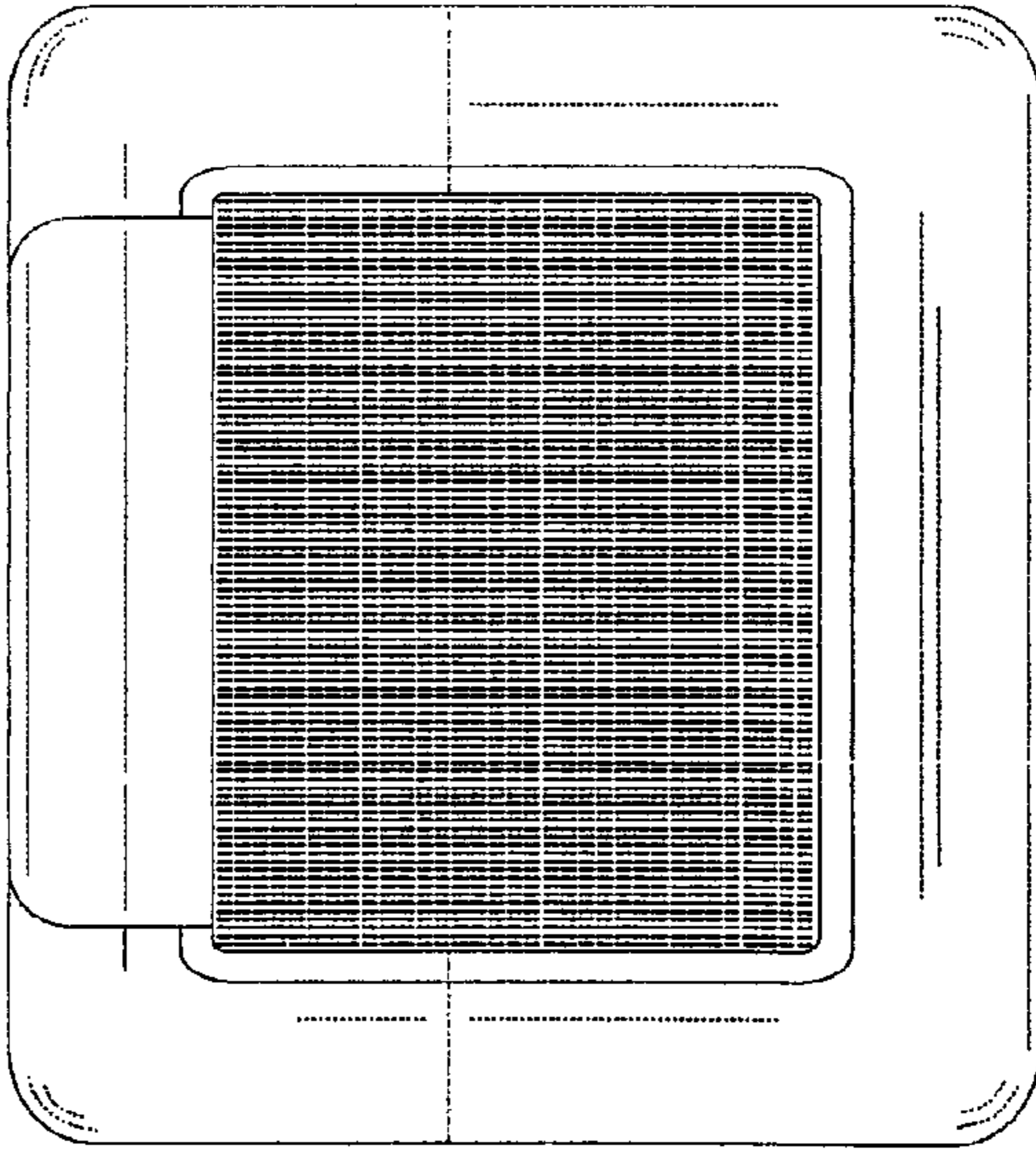


FIG. 7




FIG. 8




FIG. 10

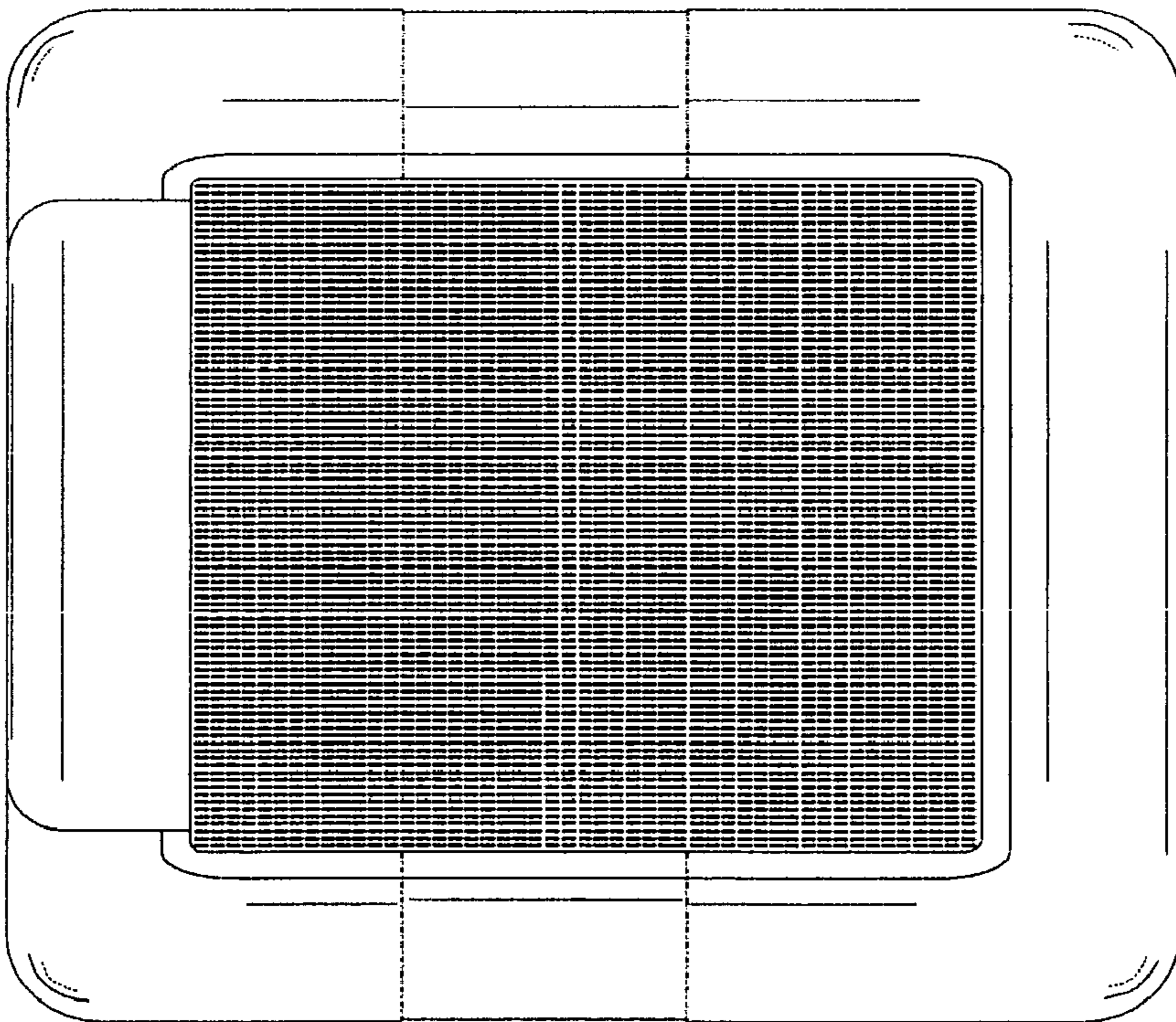


FIG. 9