



US00D617956S

(12) **United States Design Patent**
Taylor et al.

(10) **Patent No.:** **US D617,956 S**
(45) **Date of Patent:** **** Jun. 15, 2010**

(54) **BATTING HELMET**
(75) Inventors: **Venus Taylor**, Wheaton, IL (US); **Saud Khazal**, Milwaukee, WI (US); **Charles A. Penzone**, Oswego, IL (US)

(73) Assignee: **Wilson Sporting Goods Co.**, Chicago, IL (US)

(**) Term: **14 Years**

(21) Appl. No.: **29/314,167**

(22) Filed: **Mar. 10, 2009**

(51) **LOC (9) Cl.** **29-02**

(52) **U.S. Cl.** **D29/122**

(58) **Field of Classification Search** D29/102–112,
D29/122; 2/410–414, 416–425, 5, 6.6–6.8,
2/9

See application file for complete search history.

(56) **References Cited**

U.S. PATENT DOCUMENTS

2,698,434 A	1/1955	Davia	D21/226
3,028,602 A	4/1962	Miller		
3,042,927 A	7/1962	Mauro et al.	D29/105
3,055,013 A	9/1962	Aileo		
3,329,968 A	7/1967	Gordon		
3,479,666 A	11/1969	Webb		
3,633,214 A	1/1972	Newcomb	2/3 A
3,696,440 A	10/1972	Littleton	2/3 A
D230,103 S	1/1974	Hyatt, Jr.	D2/232
3,787,894 A	1/1974	Goodman, Jr.	2/3 A
3,991,423 A	11/1976	Jones	2/415
D309,512 S	7/1990	Crow	D29/16
5,175,889 A	1/1993	Infusino	2/413
D337,562 S	7/1993	Hareide	D12/209
RE34,699 E	8/1994	Copeland et al.	2/419
5,337,420 A	8/1994	Haysom et al.	2/410
D367,636 S	3/1996	Renkert	D12/209
5,511,250 A	4/1996	Field et al.	2/418
D371,224 S	6/1996	Carlson et al.	D29/102
D375,716 S	11/1996	Dehner	D12/209
5,575,017 A	11/1996	Hefling et al.	2/418

D385,662 S	10/1997	Paglucci, Jr. et al.	D29/105
D386,738 S	11/1997	Doyle	D12/209
5,694,649 A	12/1997	Hefling et al.	2/418
5,701,610 A	12/1997	Hsu	2/425
D389,280 S	1/1998	Ho	D29/102
D389,958 S	1/1998	Kinthead	D29/102
D390,180 S	2/1998	Dehner	D12/209

(Continued)

Primary Examiner—Elizabeth A Albert

Assistant Examiner—Kelley A Donnelly

(74) *Attorney, Agent, or Firm*—Terence P. O'Brien

(57) **CLAIM**

We claim the ornamental design for a batting helmet, as shown and described.

DESCRIPTION

FIG. 1 is a top, first side perspective view of a batting helmet of the present design.

FIG. 2 is a top, second side perspective view of the batting helmet of FIG. 1.

FIG. 3 is a top view of the batting helmet of FIG. 1.

FIG. 4 is a first side view of the batting helmet of FIG. 1.

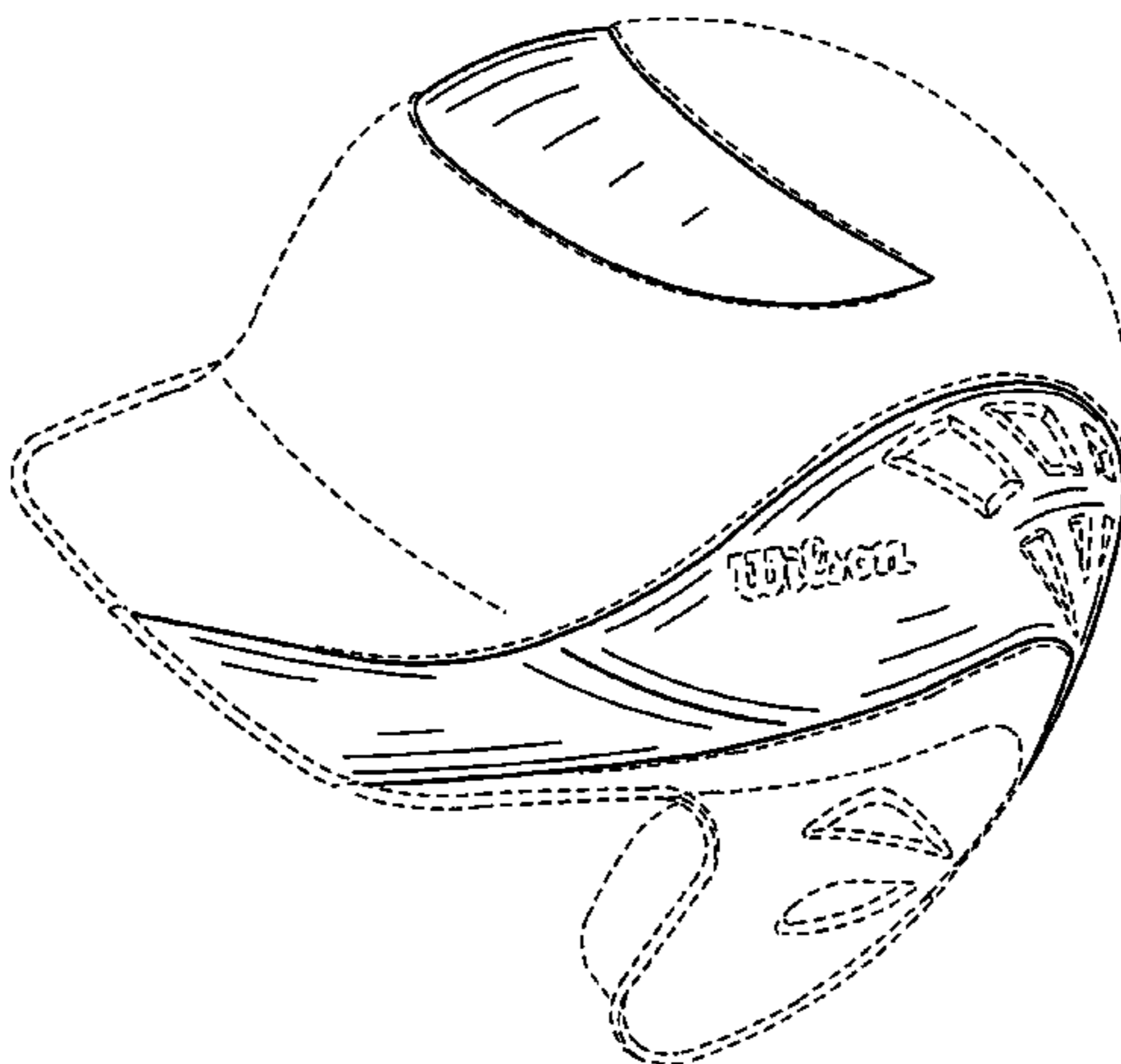
FIG. 5 is a second side view of the batting helmet of FIG. 1.

FIG. 6 is a front view of the batting helmet of FIG. 1; and,

FIG. 7 is rear view of the batting helmet of FIG. 1.

The broken (dashed) lines shown in FIGS. 1 through 7 are included only for the purpose of illustrating environmental elements, and form no part of the claimed design.

1 Claim, 7 Drawing Sheets



US D617,956 S

Page 2

U.S. PATENT DOCUMENTS

D402,414 S	12/1998	Smith	D29/106	D491,316 S	6/2004	Udelhofen et al.	D29/106
D415,728 S	10/1999	Chung	D12/209	D493,921 S	8/2004	Rong	D29/122
5,974,593 A	11/1999	McNabb	2/418	D500,899 S	1/2005	Udelhofen et al.	D29/122
6,128,786 A	10/2000	Maddux et al.	2/418	6,865,752 B2	3/2005	Udelhofen et al.	2/425
D433,541 S	11/2000	Ball et al.	D29/106	D509,030 S *	8/2005	Udelhofen	D29/122
6,256,798 B1	7/2001	Egolf et al.	2/421	D511,225 S *	11/2005	Brown et al.	D29/106
D451,643 S	12/2001	Kalhok	D29/107	RE40,159 E *	3/2008	Udelhofen et al.	D29/106
D453,399 S	2/2002	Racine	D29/106	D572,409 S *	7/2008	Udelhofen et al.	D29/122
D453,590 S	2/2002	Ho	D29/102	D572,410 S *	7/2008	Udelhofen et al.	D29/122
D465,067 S	10/2002	Ide et al.	D29/106	D575,457 S *	8/2008	Ho et al.	D29/102
D472,509 S	4/2003	Laengerer	D12/209	D577,156 S *	9/2008	Udelhofen et al.	D29/122
D479,367 S	9/2003	Udelhofen et al.	D29/106	D598,167 S *	8/2009	Broersma et al.	D29/105
6,665,884 B1	12/2003	Demps et al.	2/414	D608,504 S *	1/2010	Baker	D29/102
D485,949 S	1/2004	Rong	D29/122	2003/0135914 A1	7/2003	Racine et al.	2/413
					2004/0117897 A1	6/2004	Udelhofen et al.	2/421

* cited by examiner

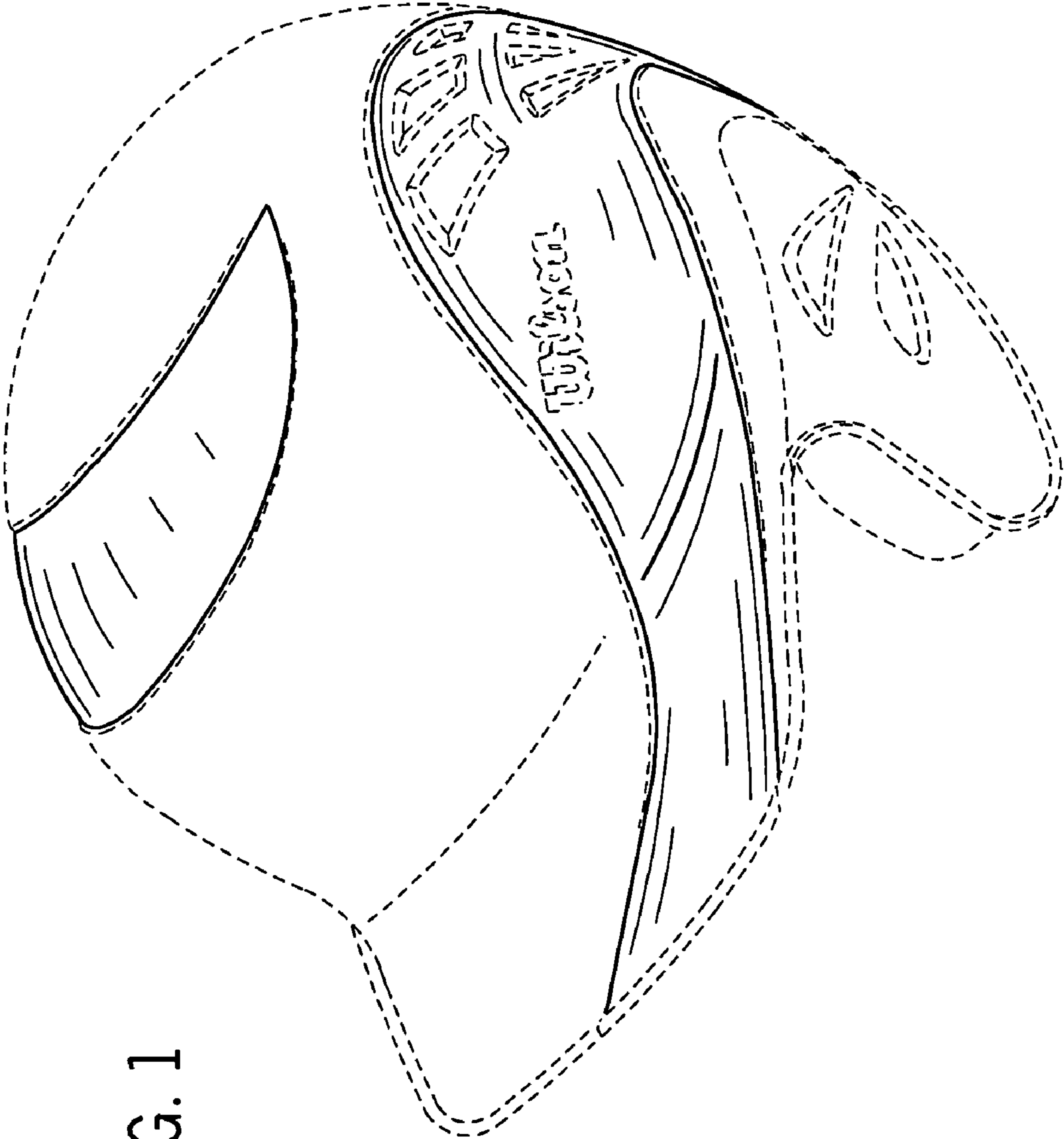


FIG. 1


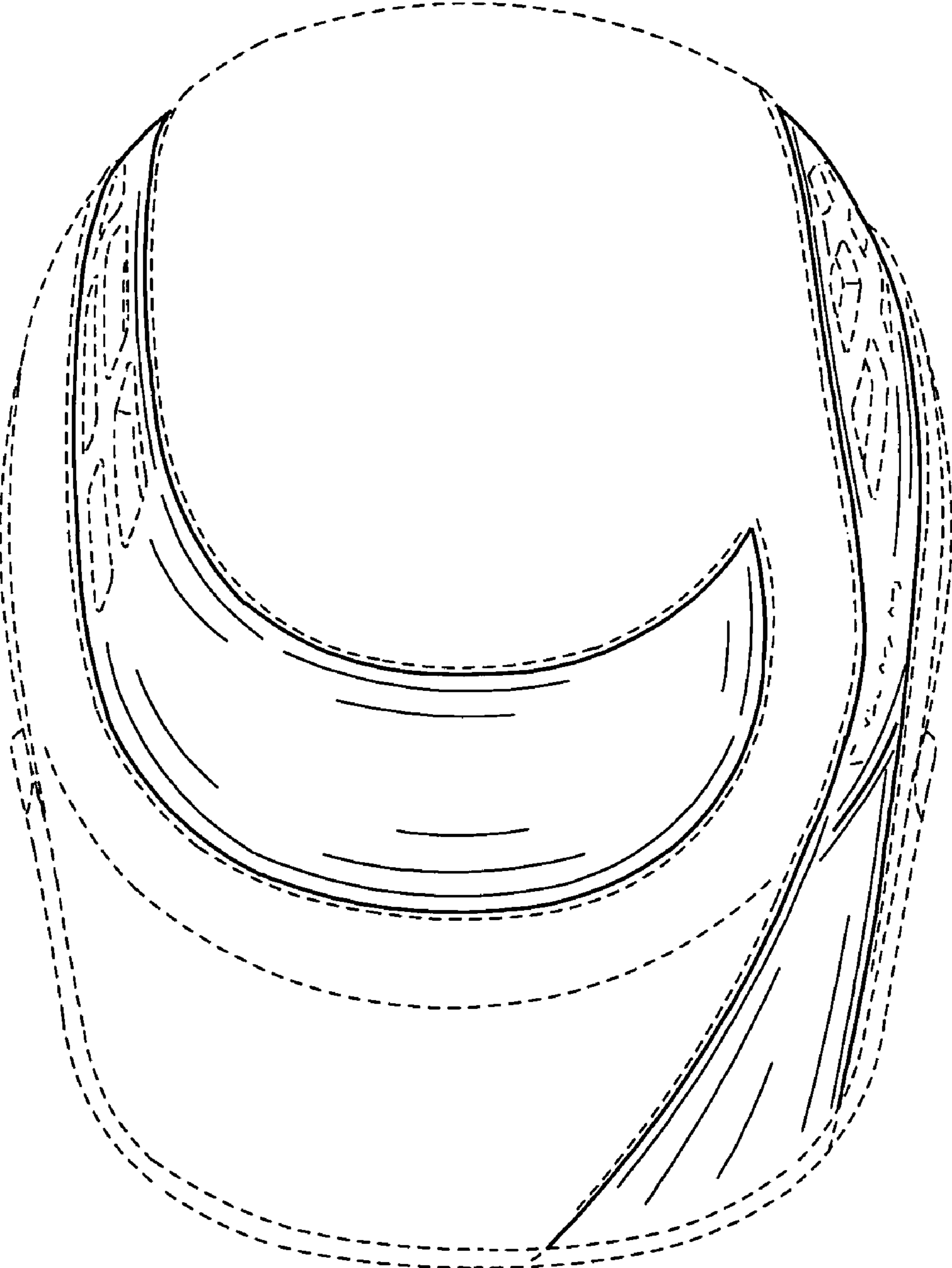


FIG. 2

FIG. 3



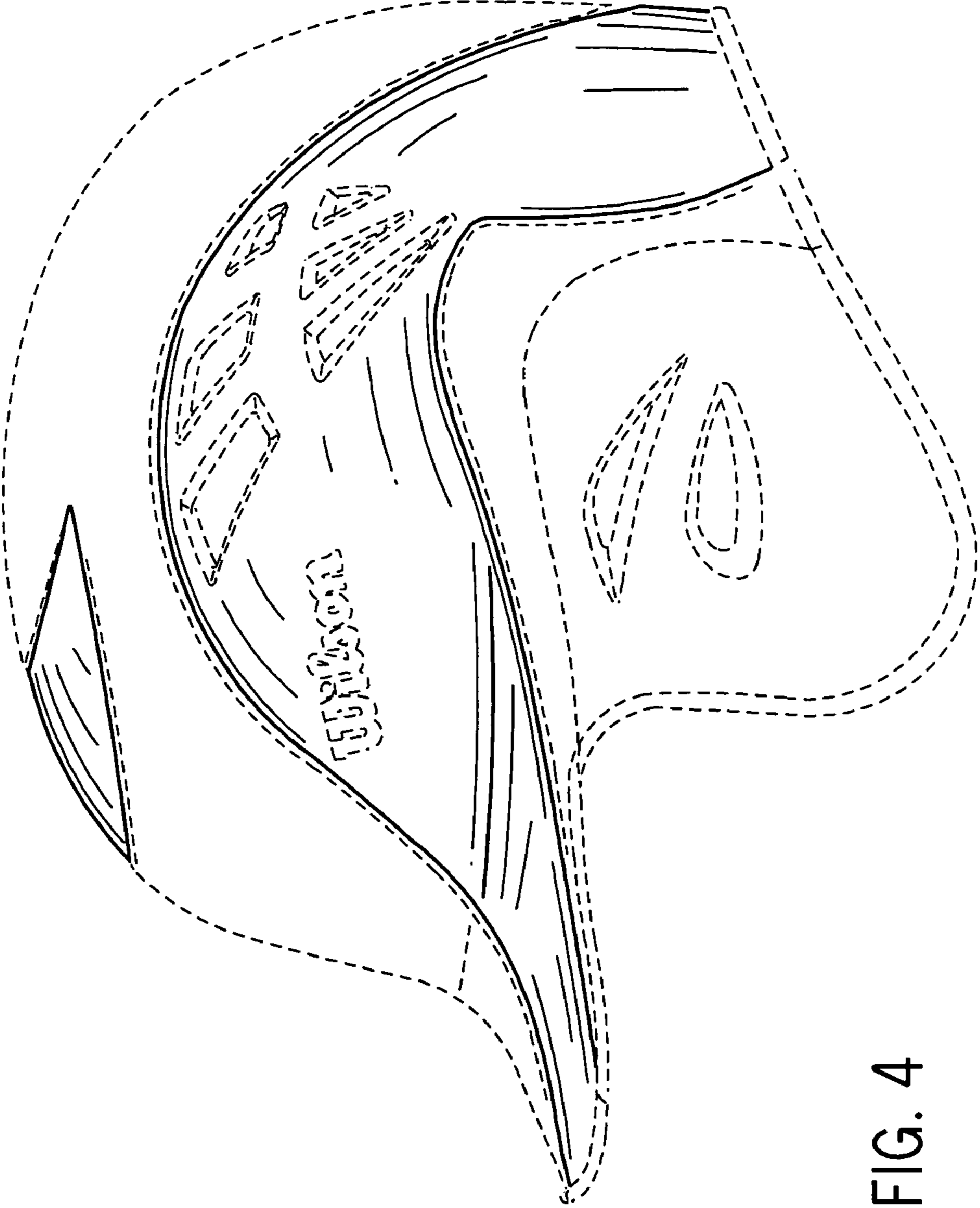


FIG. 4

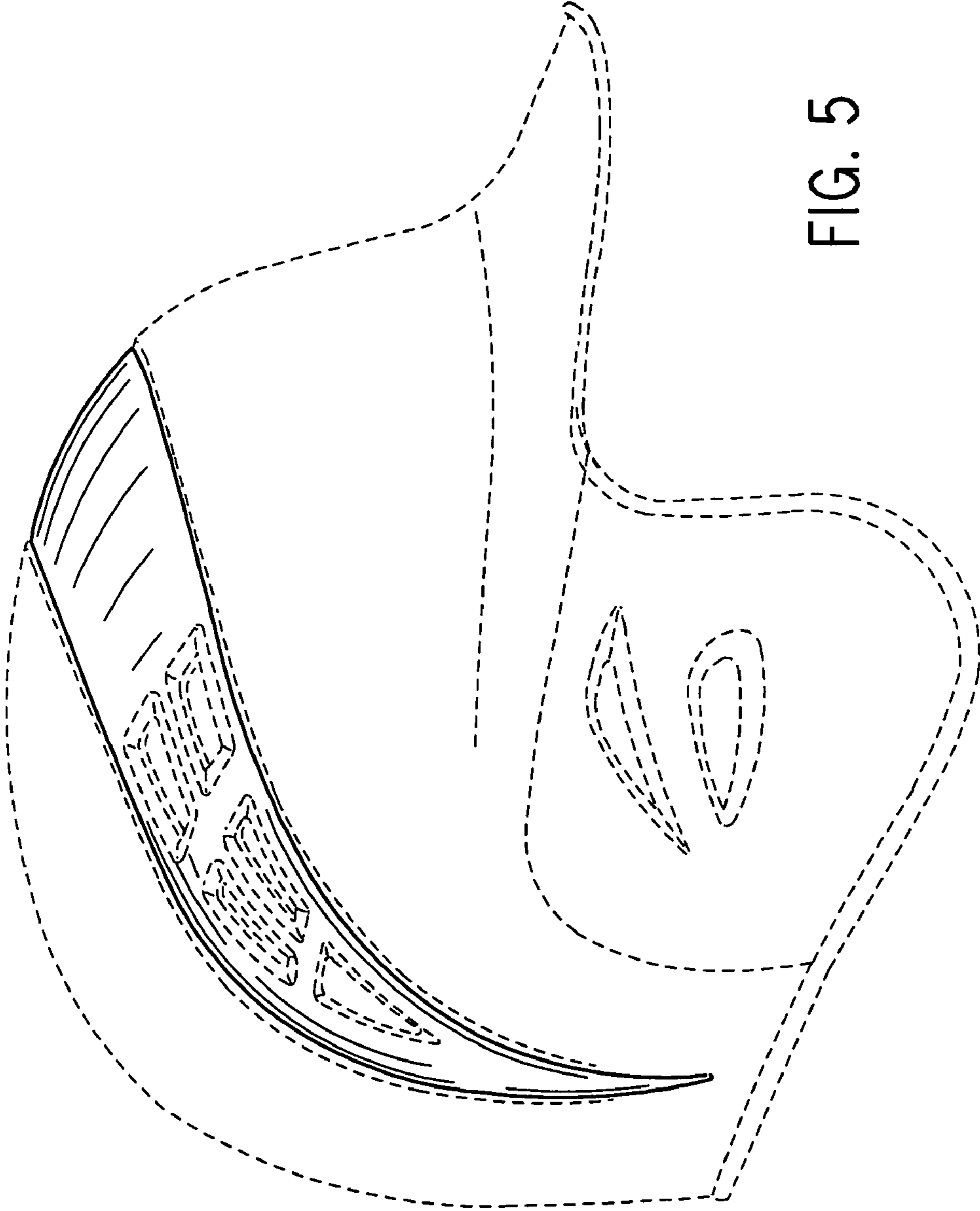


FIG. 5

FIG. 6

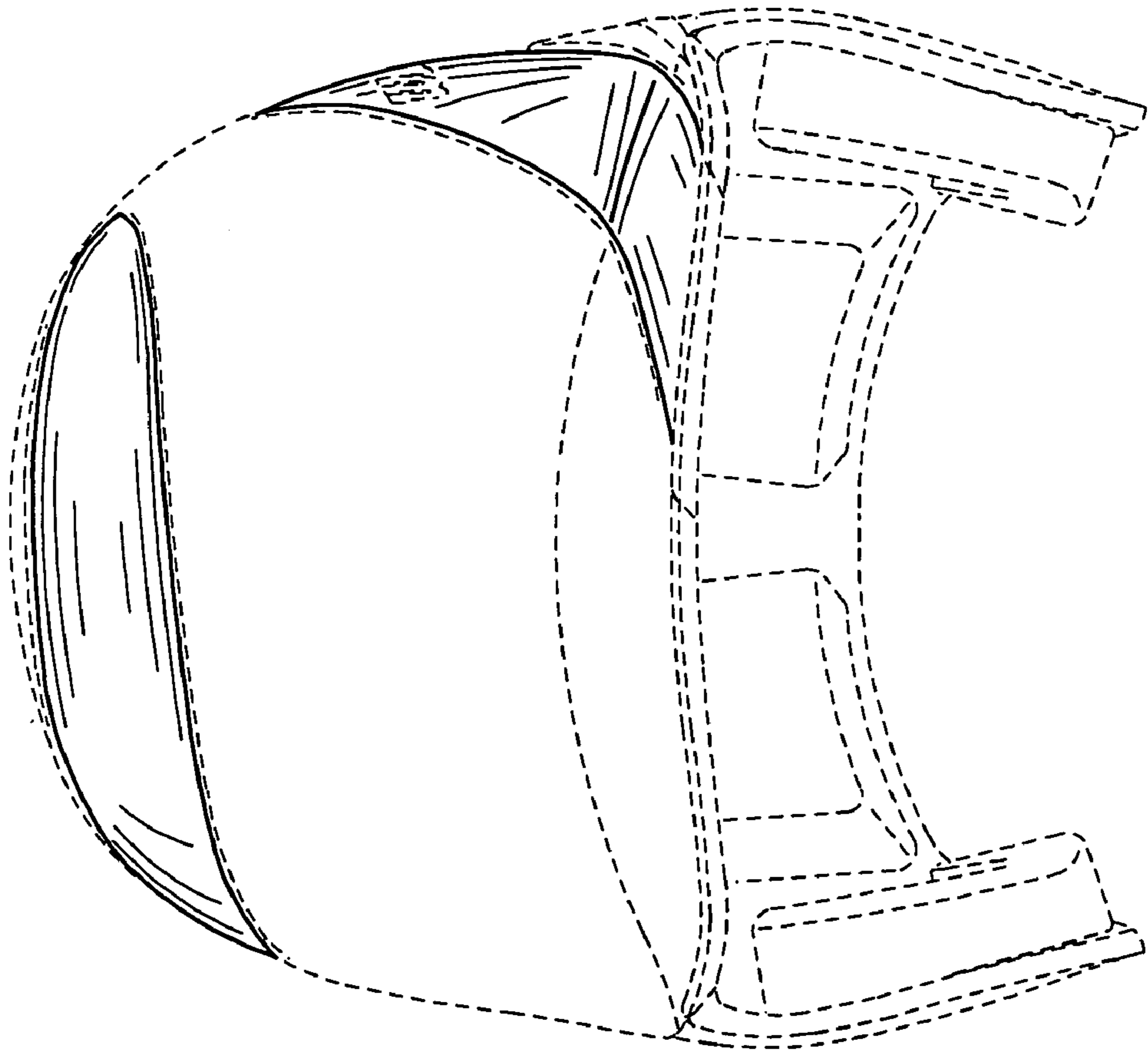


FIG. 7

