



US00D617955S

(12) **United States Design Patent**  
**Williams**

(10) **Patent No.:** **US D617,955 S**  
(45) **Date of Patent:** **\*\* Jun. 15, 2010**

(54) **GOLF GLOVE**

(76) Inventor: **James E. Williams**, P.O. Box 814,  
Crested Butte, CO (US) 81224

(\*\*) Term: **14 Years**

(21) Appl. No.: **29/352,394**

(22) Filed: **Dec. 21, 2009**

(51) **LOC (9) Cl.** ..... **02-06**

(52) **U.S. Cl.** ..... **D29/116.2**

(58) **Field of Classification Search** ..... D2/610,  
D2/612, 614-623; D29/113, 116.2, 117.1-119,  
D29/120.1, 123; 2/16, 159, 161.1-161.8,  
2/162, 198, 170, 455, 908, 917; D24/190;  
D28/63; D32/40, 42, 43, 41; D21/807; D3/215,  
D3/224, 226, 218; 224/219, 222, 267, 237;  
40/586, 633; 15/104.94, 107, 227; D4/134;  
D20/33

See application file for complete search history.

(56) **References Cited**

**U.S. PATENT DOCUMENTS**

- 4,751,750 A \* 6/1988 Tepley ..... 2/161.2
- 4,850,053 A \* 7/1989 Tepley et al. .... 2/161.1
- 5,664,260 A \* 9/1997 Weiser ..... 2/159
- 5,926,847 A 7/1999 Eibert
- 6,052,827 A \* 4/2000 Widdemer ..... 2/161.1
- D458,714 S \* 6/2002 Tepley ..... D29/116.2

- 7,058,984 B2 6/2006 Newman
- D545,504 S 6/2007 Robba
- D561,946 S 2/2008 Hinman
- D597,729 S \* 8/2009 Kleinert ..... D2/617
- D597,730 S \* 8/2009 Kleinert ..... D2/617
- D598,636 S \* 8/2009 Kleinert ..... D2/617
- 2005/0034213 A1 \* 2/2005 Bamber ..... 2/161.1

\* cited by examiner

*Primary Examiner*—Raphael Barkai

*Assistant Examiner*—Randall H Gholson

(74) *Attorney, Agent, or Firm*—Crossley Patent Law; Mark A. Crossley

(57) **CLAIM**

The ornamental design for a golf glove, as shown and described.

**DESCRIPTION**

FIG. 1 is a rear elevation view of a golf glove showing my new design;

FIG. 2 is a front elevation view thereof;

FIG. 3 is a right elevation view thereof;

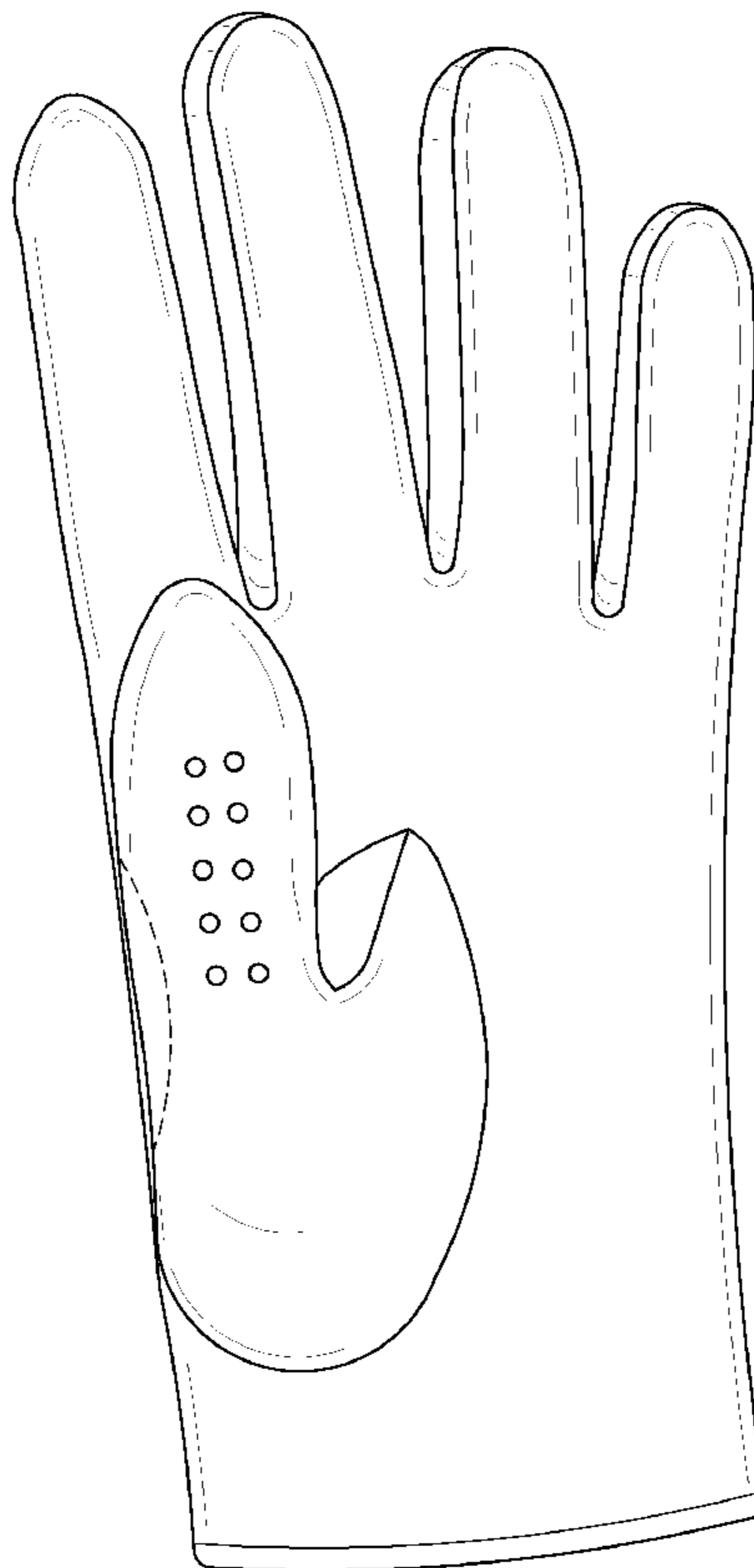
FIG. 4 is a left elevation view thereof;

FIG. 5 is a top plan view thereof; and,

FIG. 6 is bottom plan view thereof.

The dashed lines in the drawings depict stitching.

**1 Claim, 4 Drawing Sheets**



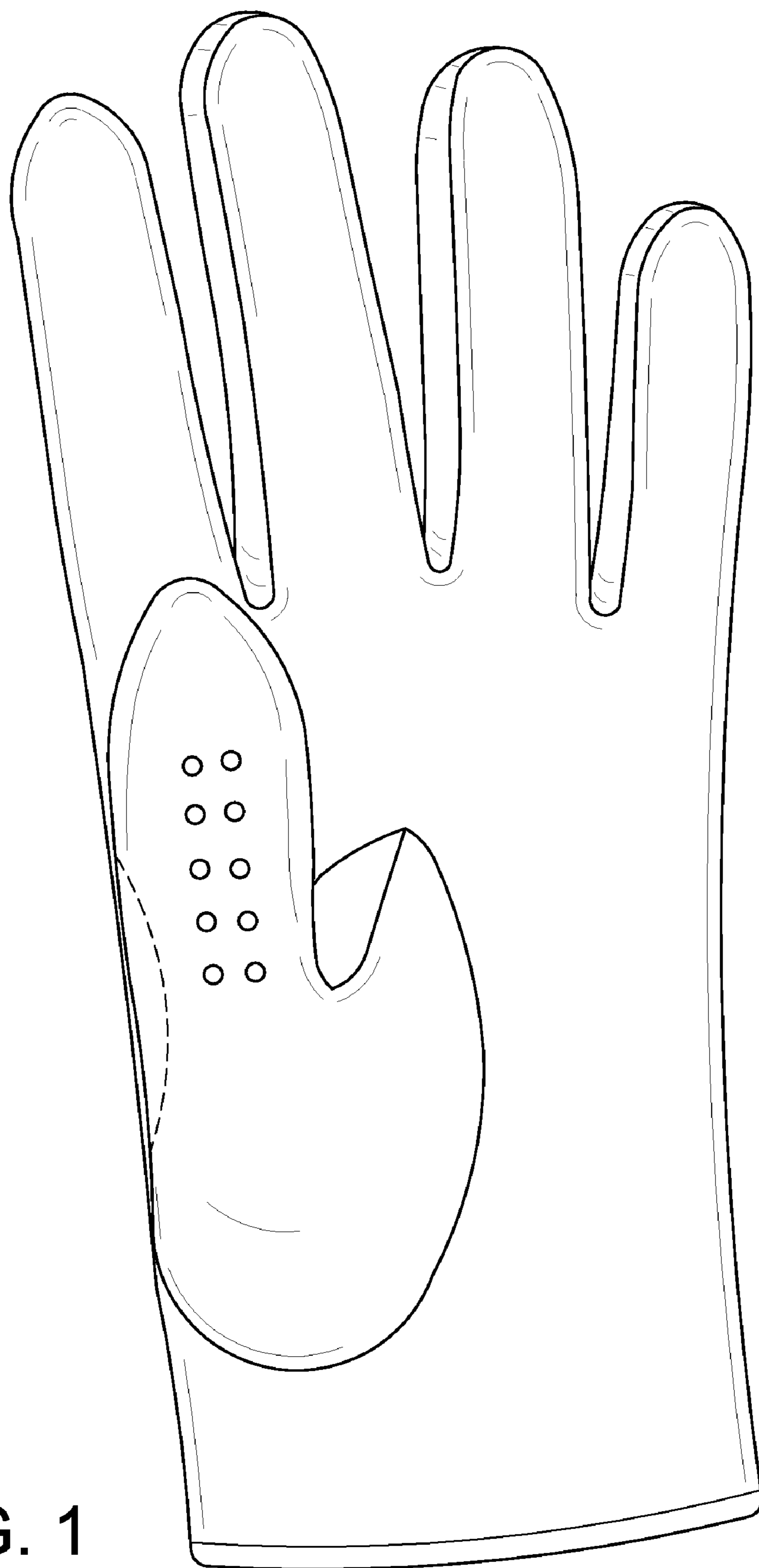


FIG. 1

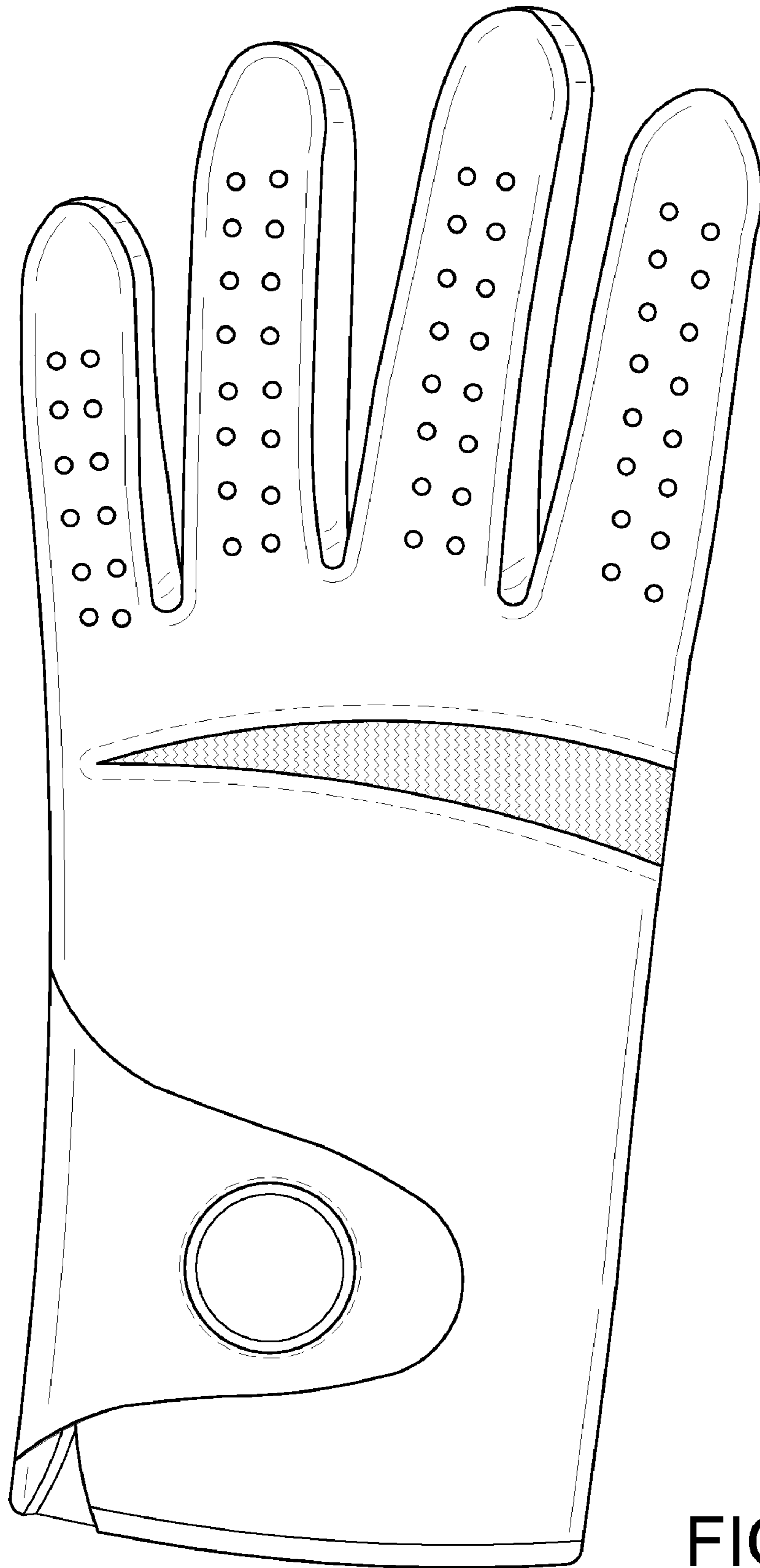


FIG. 2

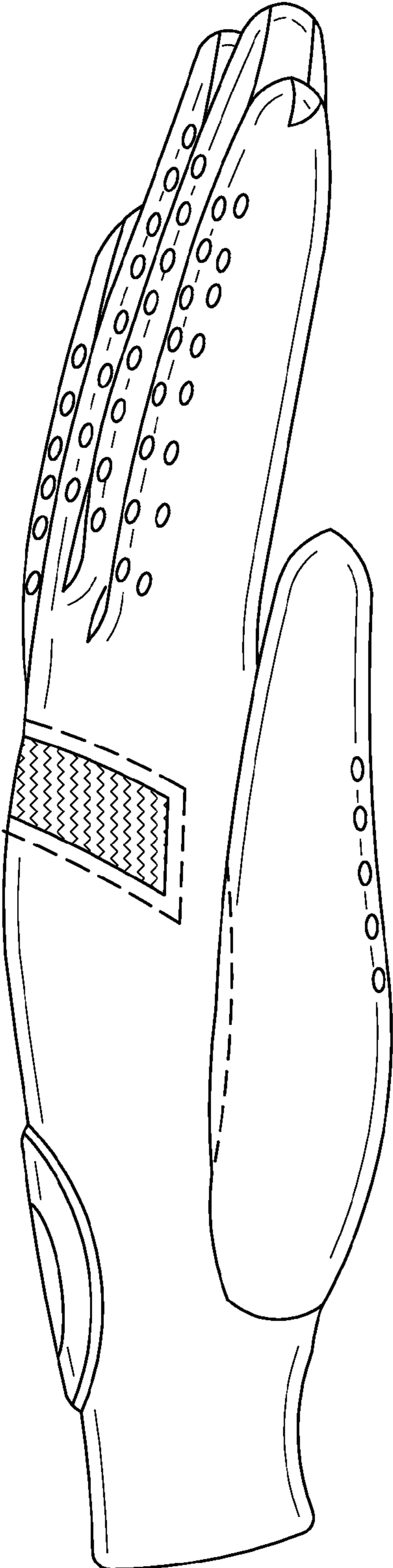


FIG. 3

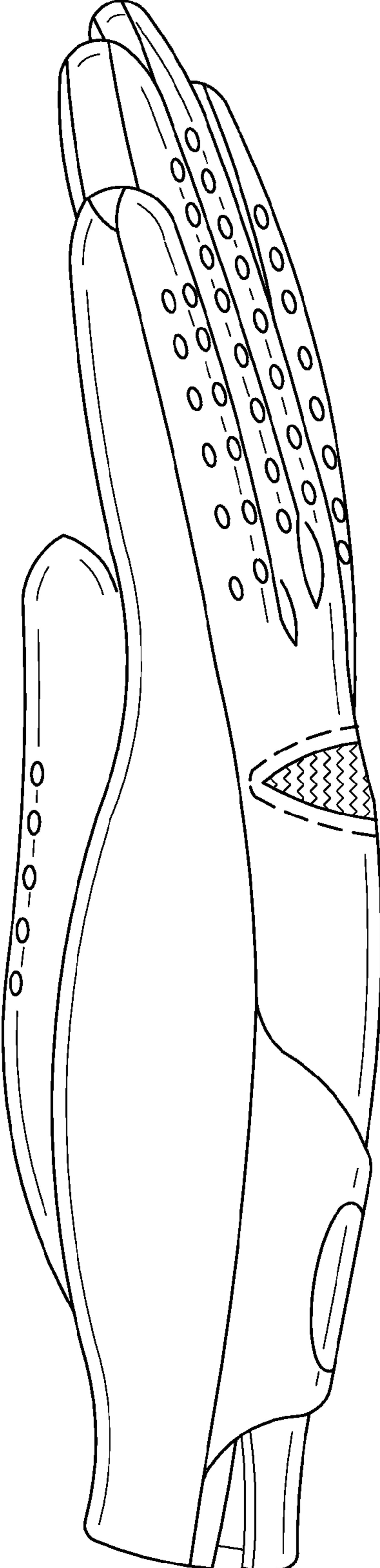


FIG. 4

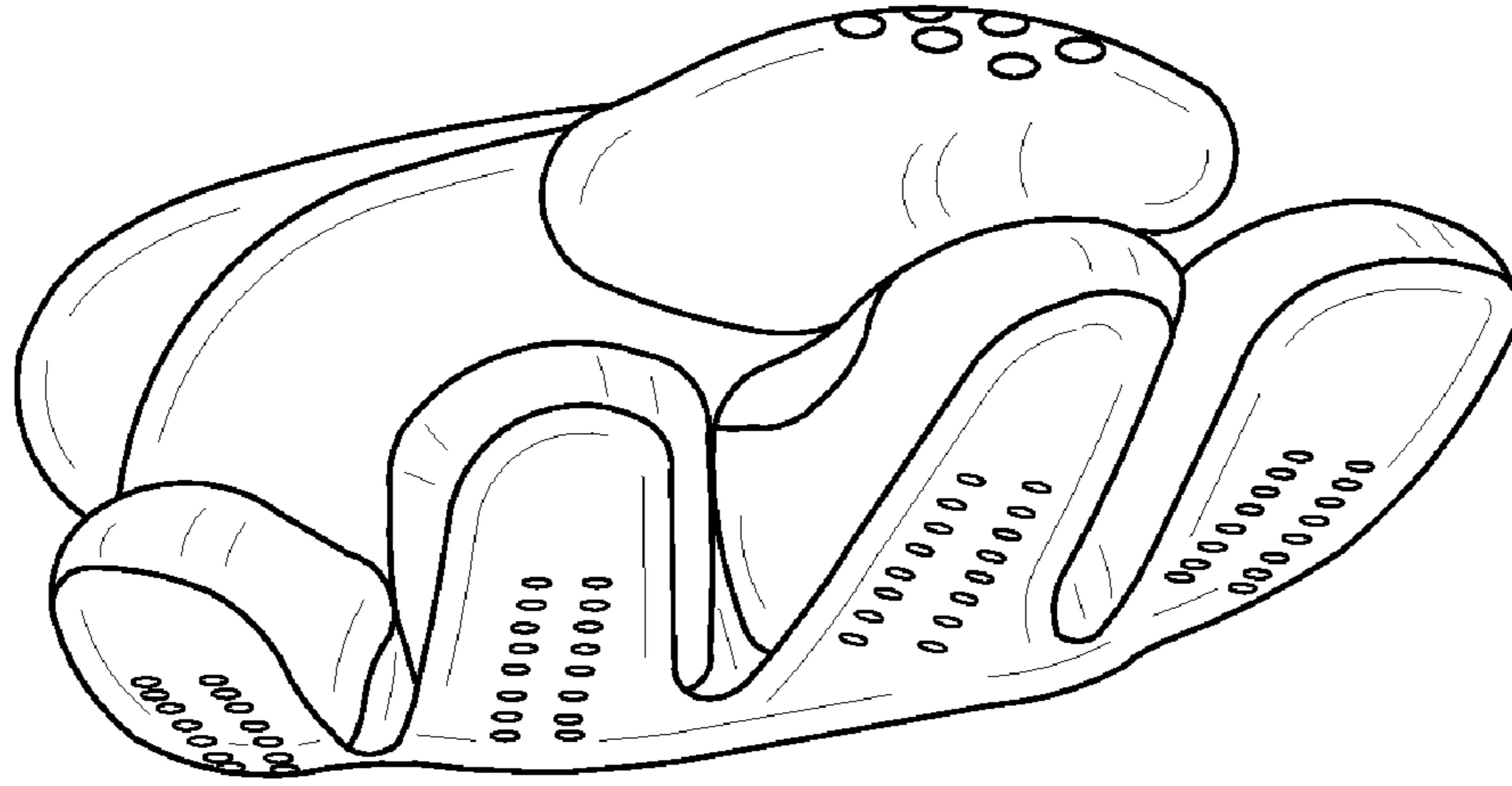


FIG. 5

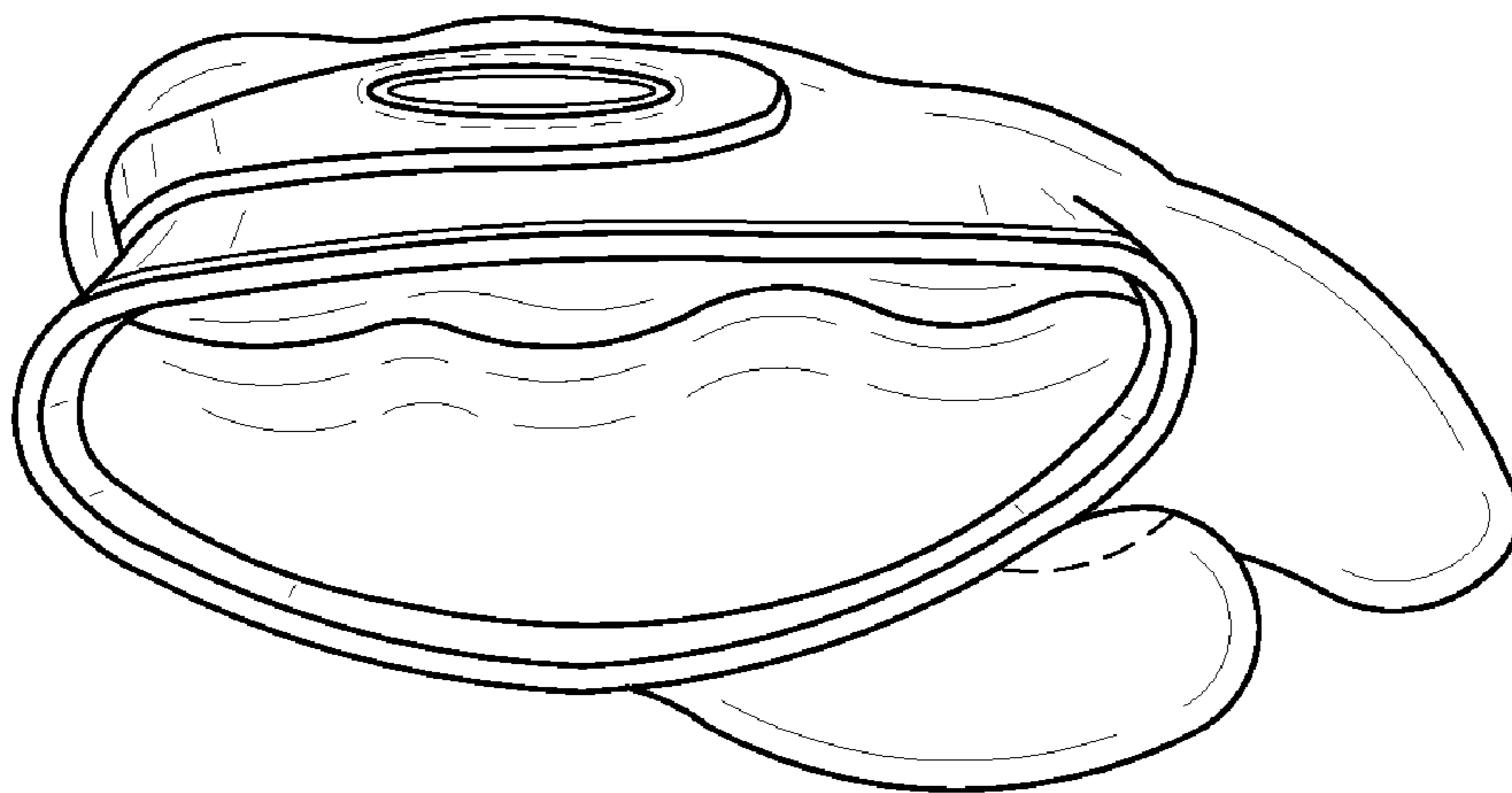


FIG. 6