



US00D617952S

(12) **United States Design Patent**
Seychelle

(10) **Patent No.:** **US D617,952 S**

(45) **Date of Patent:** **** Jun. 15, 2010**

(54) **HANDREST FOR MANICURES**

(76) **Inventor:** **Deborah Seychelle**, 223 W. Cheyenne Rd. #214, Colorado Springs, CO (US) 80906

(**) **Term:** **14 Years**

(21) **Appl. No.:** **29/334,908**

(22) **Filed:** **Apr. 3, 2009**

(51) **LOC (9) Cl.** **28-03**

(52) **U.S. Cl.** **D28/61**

(58) **Field of Classification Search** D28/56-62;
132/73-76.5, 285; 248/118

See application file for complete search history.

(56) **References Cited**

U.S. PATENT DOCUMENTS

2,662,534	A	*	12/1953	Swartz	132/73
D239,661	S	*	4/1976	Goergen	D28/61
4,441,487	A	*	4/1984	Daugherty et al.	132/73
D278,367	S	*	4/1985	Sussman	D28/61
D372,558	S	*	8/1996	Schonhorn	D28/61
D440,712	S	*	4/2001	Lu	D28/61

D446,353	S	*	8/2001	Crary	D28/61
D487,533	S	*	3/2004	Abbott et al.	D28/57
D502,292	S	*	2/2005	Mangano	D28/61
D551,803	S	*	9/2007	Durante	D28/61

* cited by examiner

Primary Examiner—Jennifer Rivard

(74) *Attorney, Agent, or Firm*—Mark G. Pannell; Hanes & Schutz, LLC

(57) **CLAIM**

The ornamental design for a handrest for manicures, as shown and described.

DESCRIPTION

FIG. 1 is a front perspective view of the handrest for manicures of the present invention.


FIG. 2 is a rear perspective view of the handrest for manicures.

FIG. 3 is a front view of the handrest for manicures.

FIG. 4 is a top view of the handrest for manicures; and,

FIG. 5 is a bottom view of the handrest for manicures.

1 Claim, 2 Drawing Sheets






Fig. 1




Fig. 2




Fig. 3

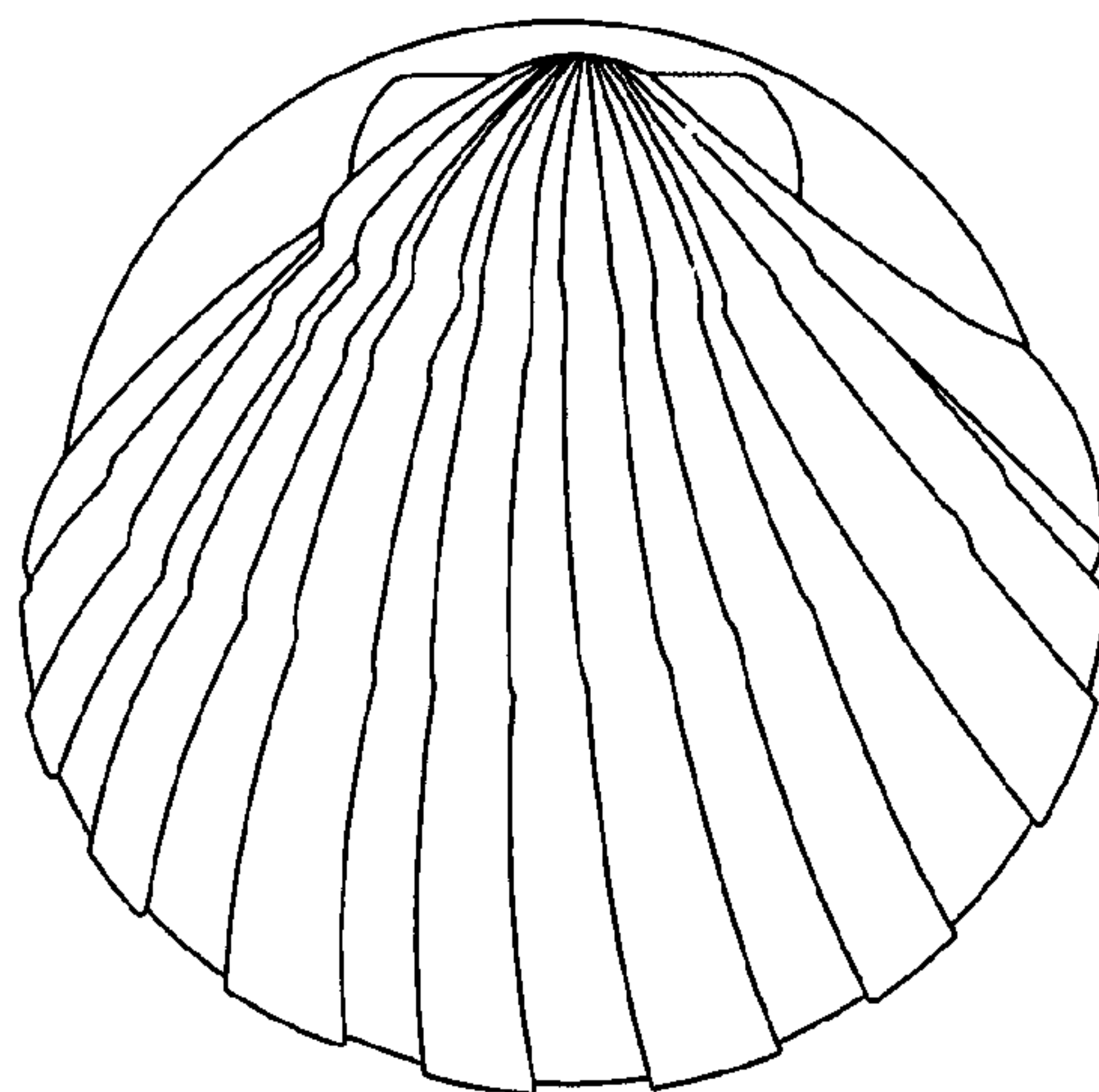


Fig. 4

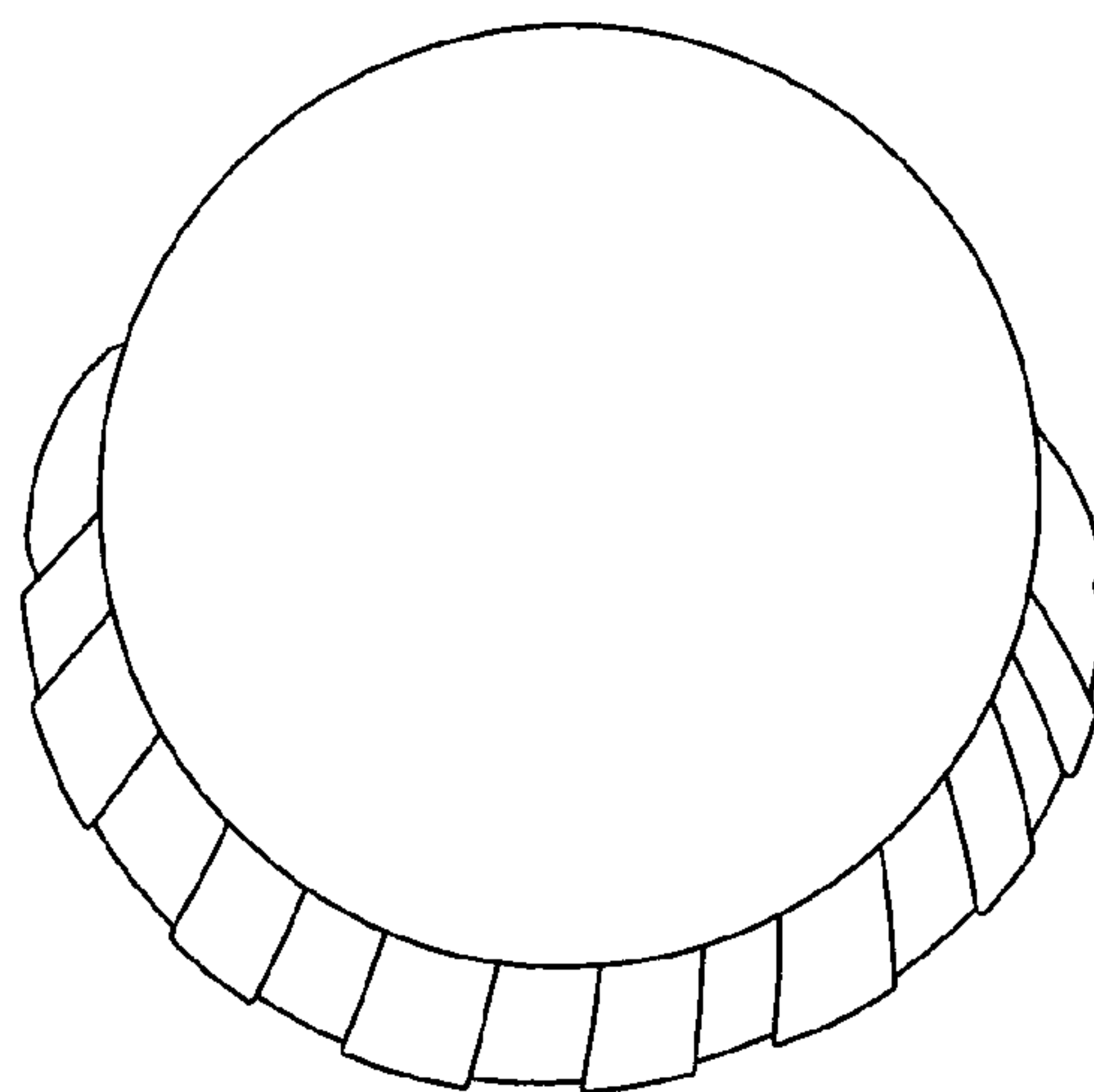


Fig. 5