



US00D617938S

(12) **United States Design Patent**
Peter

(10) **Patent No.:** **US D617,938 S**

(45) **Date of Patent:** **** Jun. 15, 2010**

(54) **ASH TRAY**

(75) Inventor: **Richard Mark Peter**, Leeds (GB)

(73) Assignee: **Smokeoutdoors.com Limited**, West Yorkshire (GB)

(**) Term: **14 Years**

(21) Appl. No.: **29/329,812**

(22) Filed: **Dec. 22, 2008**

(30) **Foreign Application Priority Data**

Jun. 23, 2008 (EM) 000956636

(51) **LOC (9) Cl.** **27-02**

(52) **U.S. Cl.** **D27/102**

(58) **Field of Classification Search** D27/102,
D27/104, 105, 131; 220/481; 131/242
See application file for complete search history.

(56) **References Cited**

U.S. PATENT DOCUMENTS

D61,119	S	*	6/1922	Rosen	D27/104
1,660,677	A	*	2/1928	Kilgore	220/576
D83,566	S	*	3/1931	Fritsche	D27/104
D99,870	S	*	6/1936	Lampert	D27/104
D99,929	S	*	6/1936	Clar et al.	D27/104
D100,057	S	*	6/1936	Visser	D27/104
D114,760	S	*	5/1939	Johnson	D27/189
D116,267	S	*	8/1939	Kay	D27/104
2,343,750	A	*	3/1944	Conran	220/481
D152,629	S	*	2/1949	Louis	D27/104
2,467,620	A	*	4/1949	Hendricks	220/481

D157,884	S	*	3/1950	McNair	D27/135
2,639,055	A	*	5/1953	Carlson	220/481
2,652,944	A	*	9/1953	Visser	220/481
D196,219	S	*	9/1963	McKinney	D27/104
D431,674	S	*	10/2000	Brady	D27/104

* cited by examiner

Primary Examiner—Dominic Simone

(74) *Attorney, Agent, or Firm*—Woodard, Emhardt, Moriarty, McNett & Henry LLP

(57) **CLAIM**

The ornamental design for an ash tray, as shown and described.

DESCRIPTION

FIG. 1 is a perspective view of the front side of the ash tray, with the top end towards the left.

FIG. 2 is a frontal view of the ash tray of FIG. 1.

FIG. 3 is a top end view of the ash tray of FIG. 2.

FIG. 4 is a lower end view of the ash tray of FIG. 2.

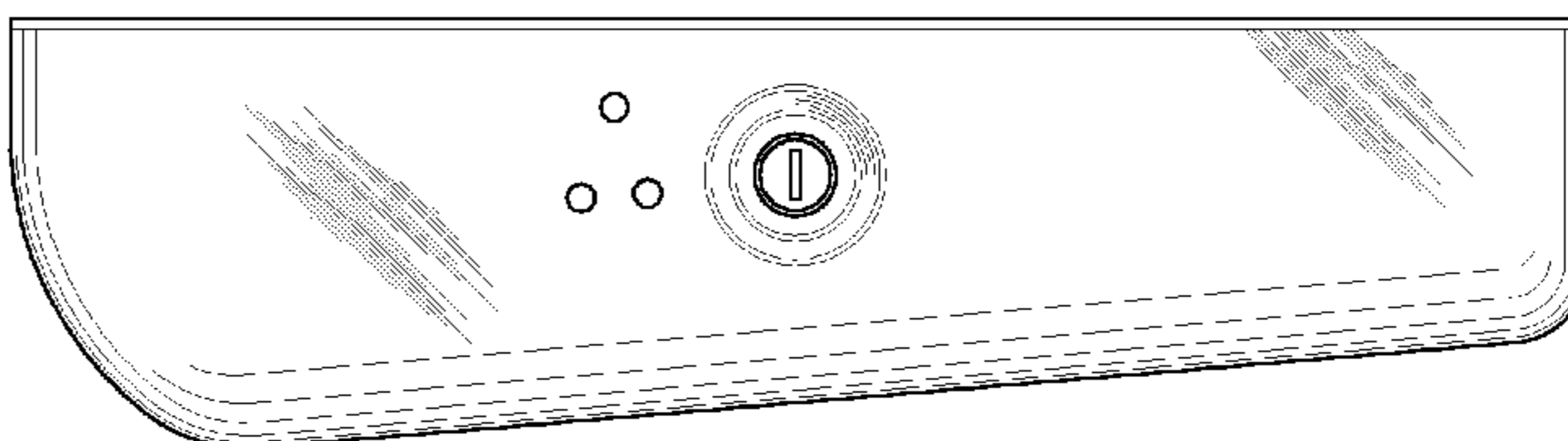
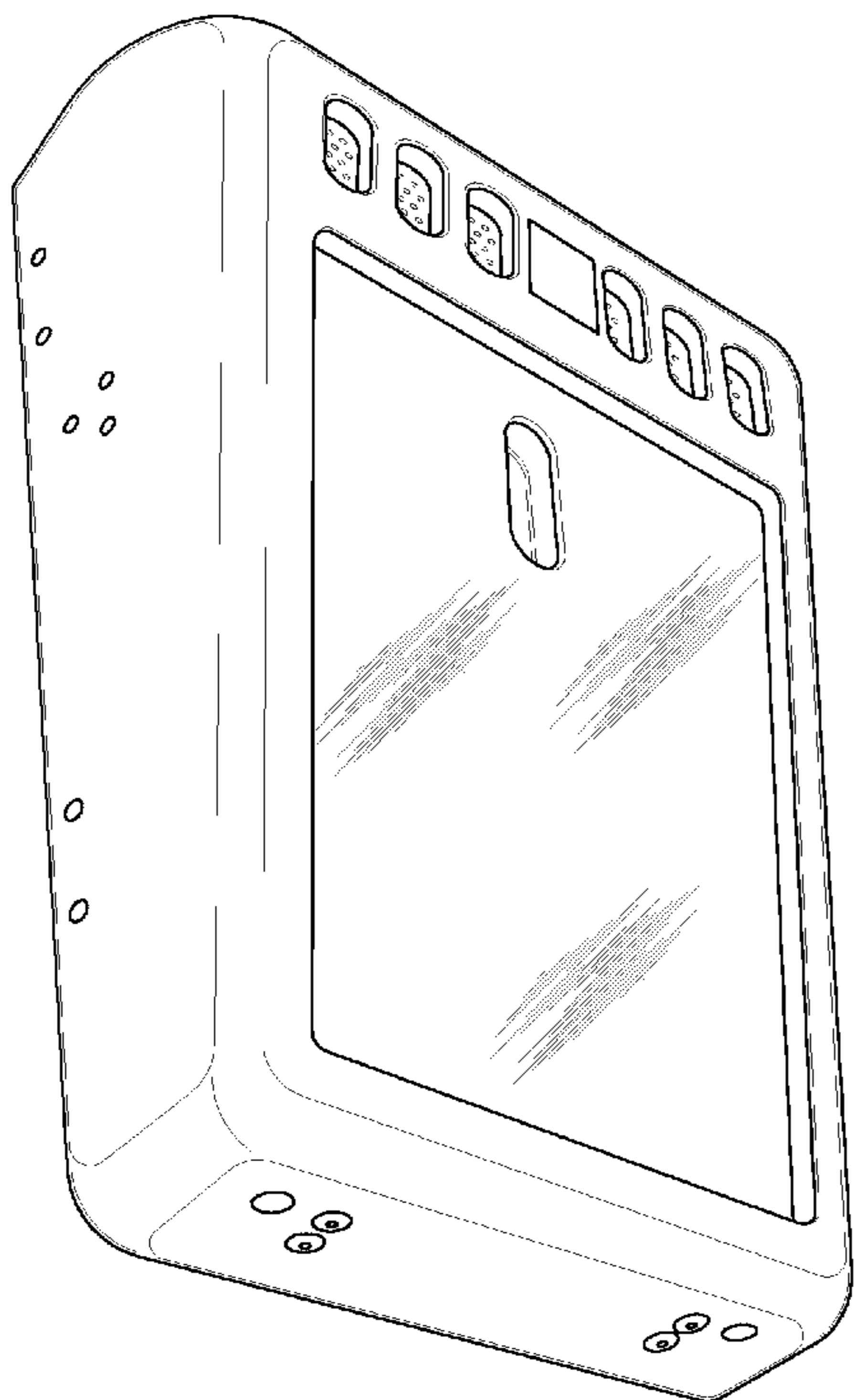
FIG. 5 is a left side view of the ash tray of FIG. 2.

FIG. 6 is a right side view of the ash tray of FIG. 2; and,

FIG. 7 is a rear view of the ash tray of FIG. 2.

The ornamental design for an ash tray configured to be mounted vertically, such as against a wall. Advertising materials can be placed behind and displayed through a transparent front panel. The hinges shown in FIGS. 5 and 7 are not visible from the other perspectives shown.

1 Claim, 3 Drawing Sheets






Fig.1

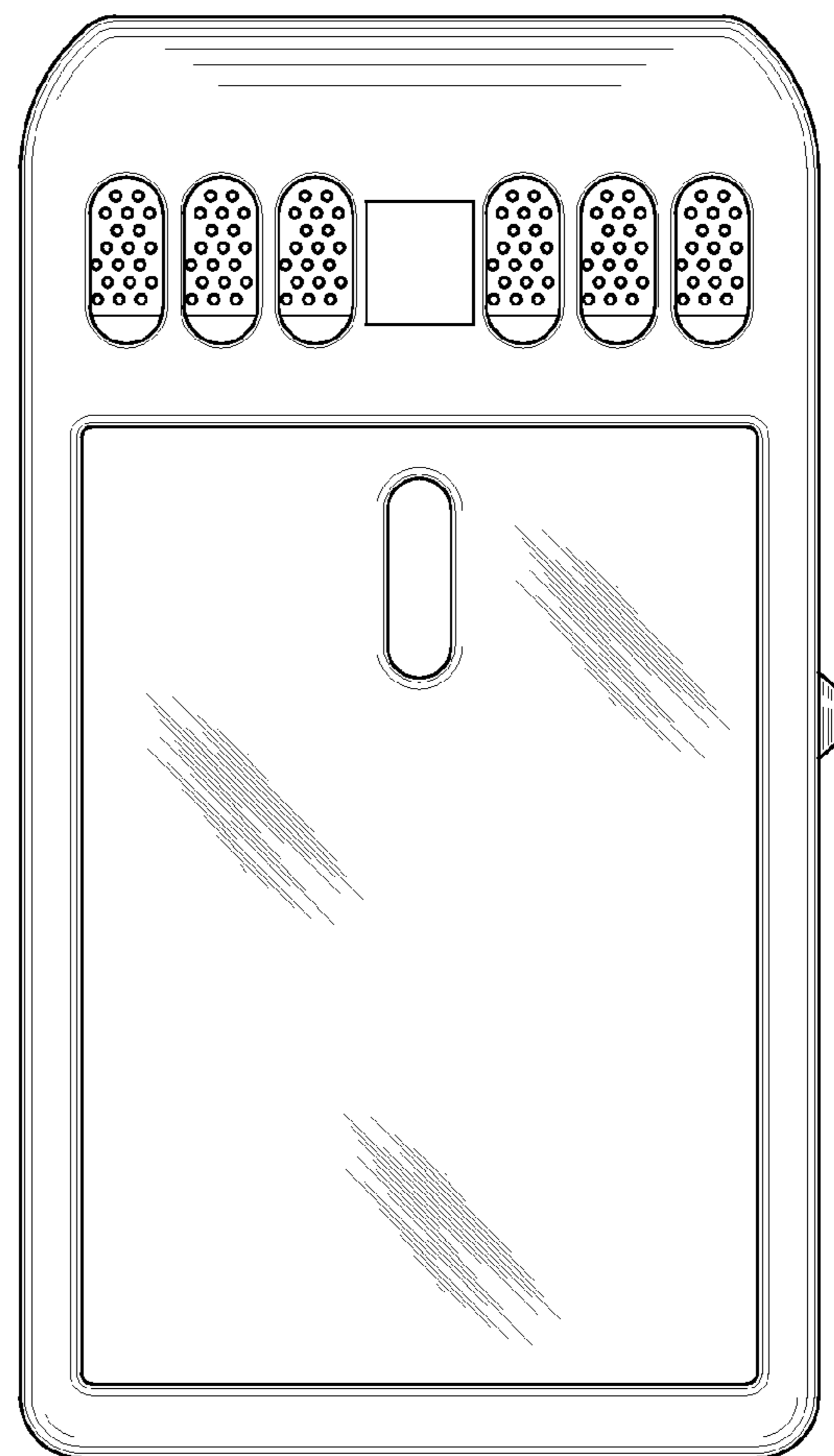


Fig.2




Fig.3

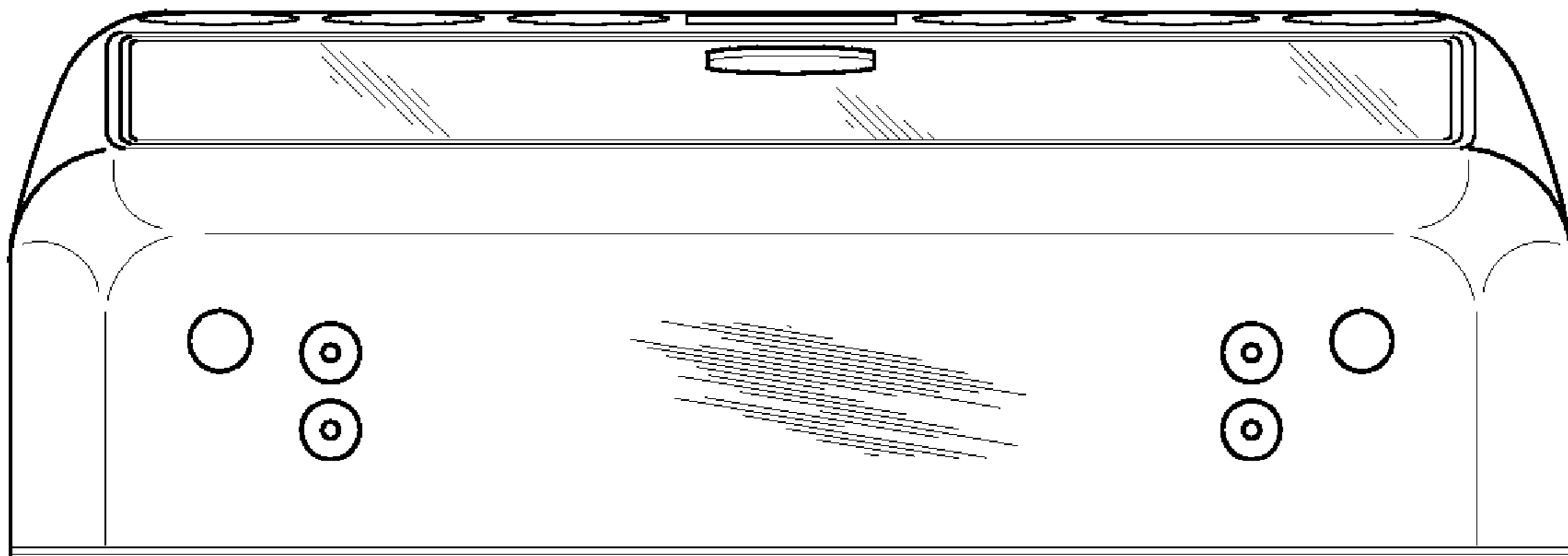


Fig.4

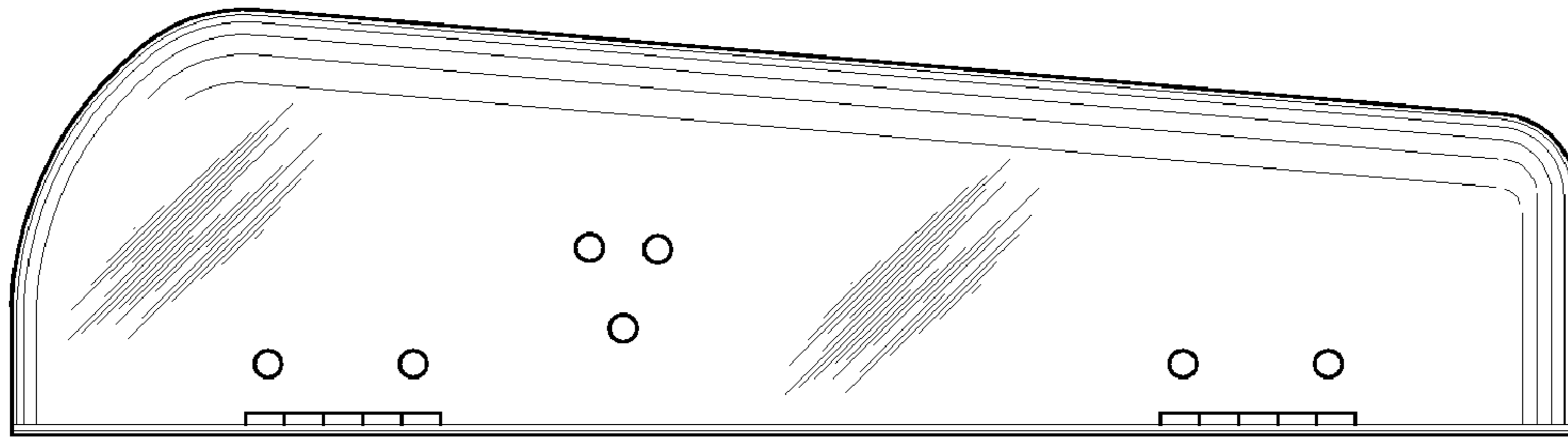


Fig.5

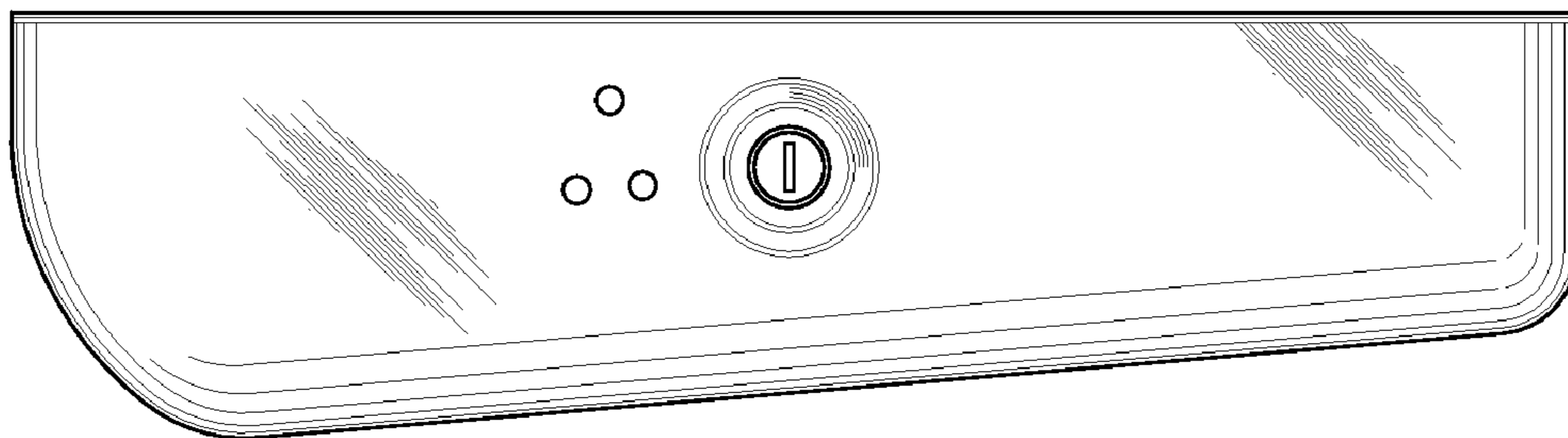


Fig.6

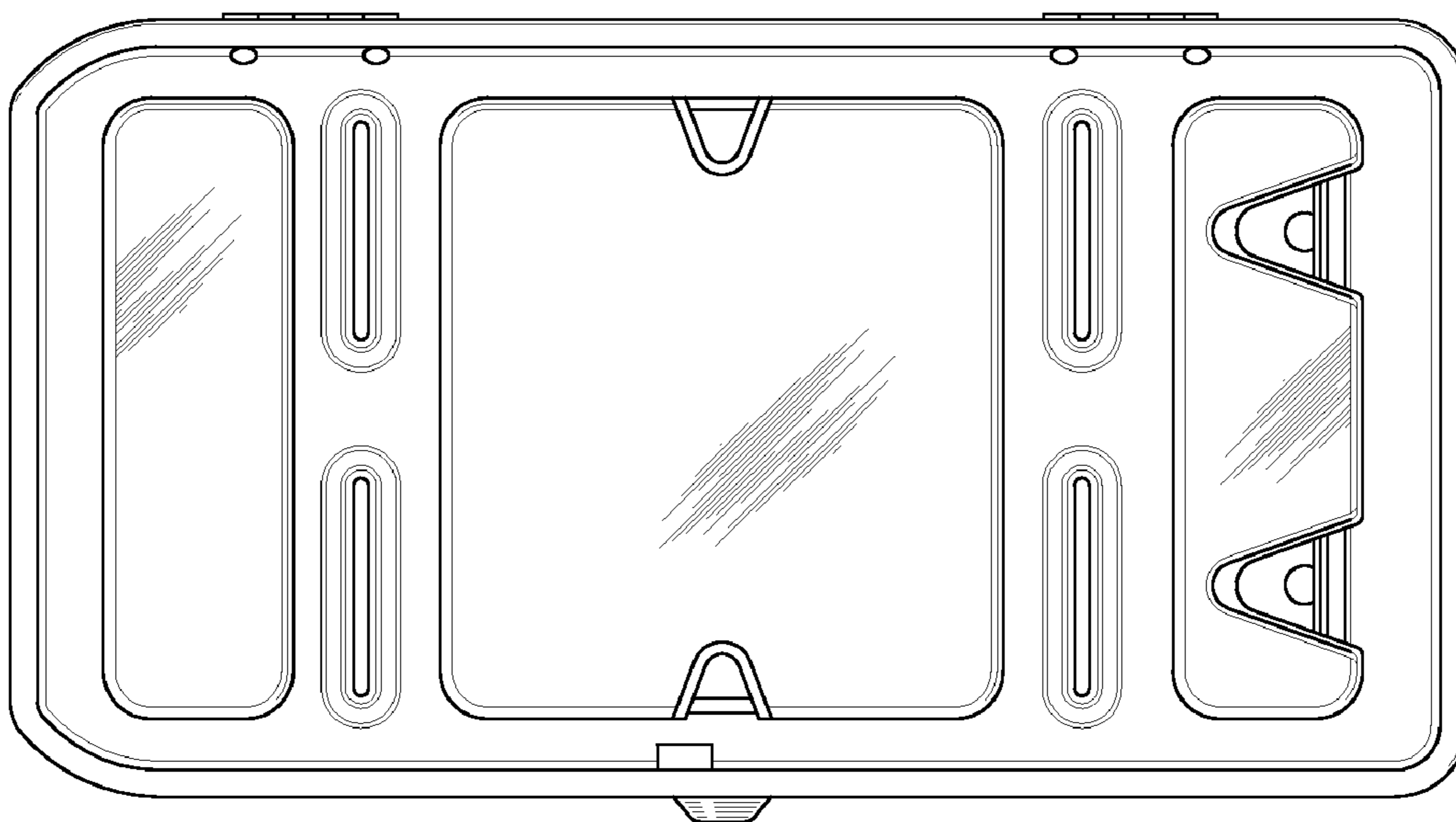


Fig.7