



US00D617916S

(12) **United States Design Patent**
Wada et al.

(10) **Patent No.:** **US D617,916 S**
(45) **Date of Patent:** **** Jun. 15, 2010**

(54) **LIGHT EMITTING DIODE LAMP**
(75) Inventors: **Asuka Wada**, Kanagawa (JP); **Aiko Hiraga**, Kanagawa (JP)
(73) Assignees: **Toshiba Lighting & Technology Corporation**, Kanagawa (JP); **Kabushiki Kaisha Toshiba**, Tokyo (JP)

D508,575 S * 8/2005 Buschmann et al. D26/2
D528,673 S * 9/2006 Maxik et al. D26/2
D534,665 S * 1/2007 Egawa et al. D26/2
D549,854 S * 8/2007 Takahashi D26/2
D574,091 S * 7/2008 Sun D26/2
D589,175 S * 3/2009 Xue D26/2

* cited by examiner

Primary Examiner—Marcus A Jackson
(74) *Attorney, Agent, or Firm*—J.C. Patents

(**) Term: **14 Years**

(21) Appl. No.: **29/352,749**

(22) Filed: **Dec. 24, 2009**

(30) **Foreign Application Priority Data**
Sep. 30, 2009 (JP) 2009-022705

(51) **LOC (9) Cl.** **26-04**
(52) **U.S. Cl.** **D26/2**
(58) **Field of Classification Search** D26/1-4;
313/313, 315, 316, 317, 318, 493; 315/52,
315/53, 56, 57, 58
See application file for complete search history.

(56) **References Cited**
U.S. PATENT DOCUMENTS

D499,820 S * 12/2004 Foo D26/2


(57) **CLAIM**

The ornamental design for a light emitting diode lamp, as shown and described.

DESCRIPTION

FIG. 1 is a front view of a light emitting diode lamp showing our new design;
FIG. 2 is a rear view thereof;
FIG. 3 is a left side view thereof;
FIG. 4 is a right side view thereof;
FIG. 5 is a top view thereof; and,
FIG. 6 is a bottom view thereof.
The cover of the claimed light emitting diode lamp covering the light sources thereof is pervious to light.

1 Claim, 5 Drawing Sheets






FIG. 1




FIG. 2




FIG. 3




FIG. 4

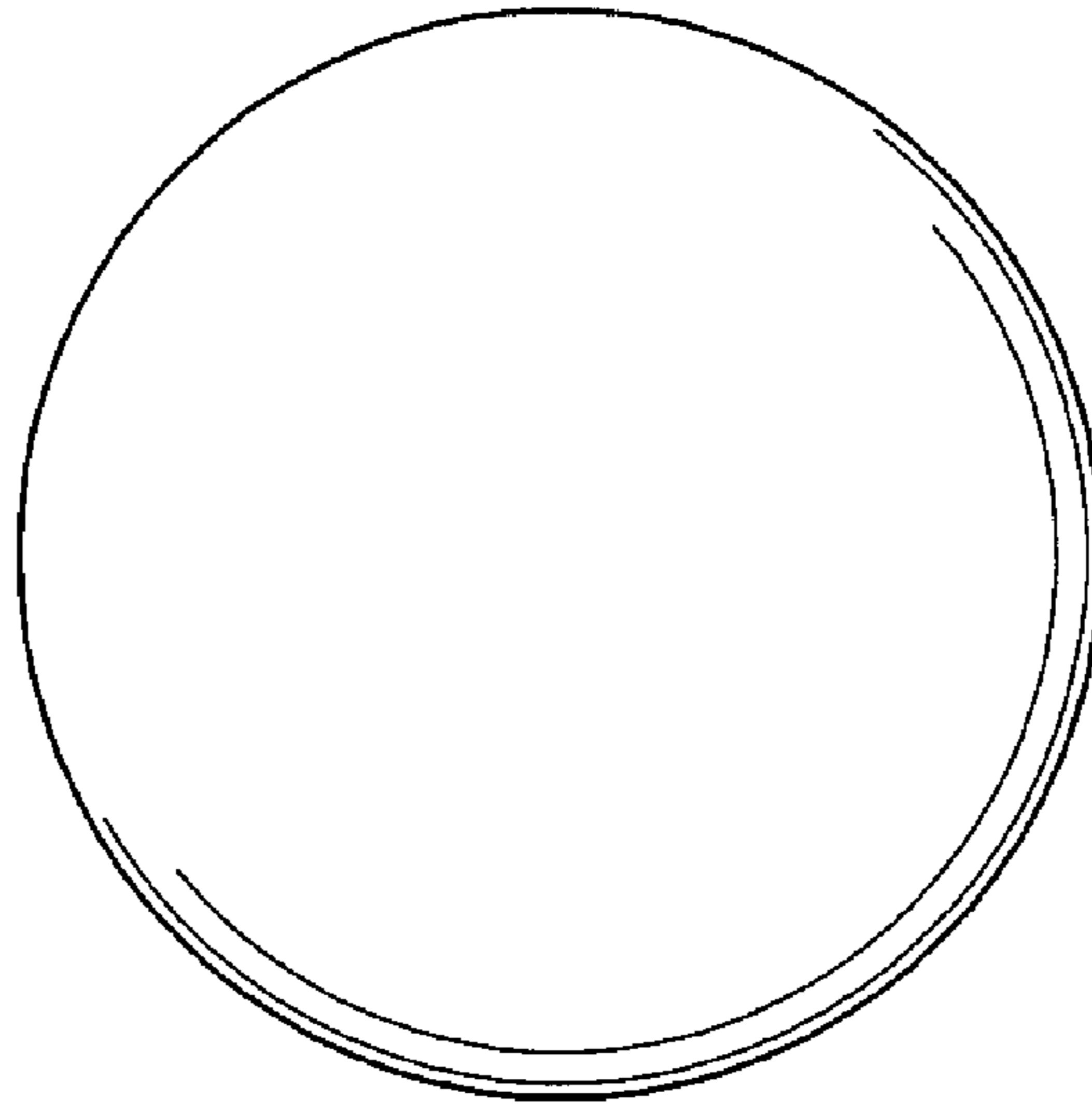


FIG. 5

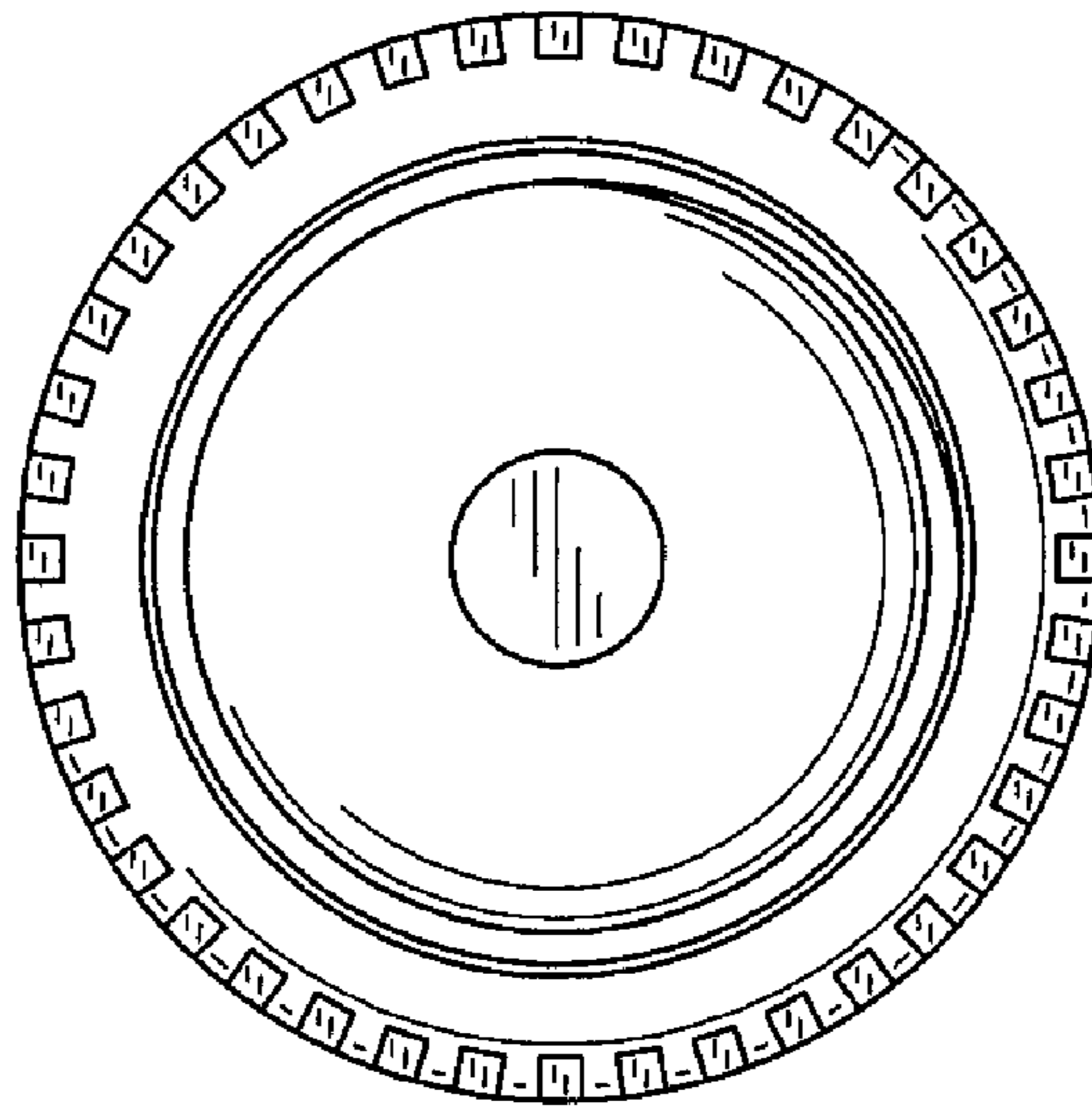


FIG. 6