

US00D617904S

(12) **United States Design Patent**
Lai

(10) **Patent No.:** **US D617,904 S**
(45) **Date of Patent:** **** Jun. 15, 2010**

(54) **LANCET DEVICE**

(76) Inventor: **Ming-Hsiao Lai**, No. 8, Kung Chi 2 Lane, Ta Tsuen Hsiang, Chang-Hua Hsien (TW)

(**) Term: **14 Years**

(21) Appl. No.: **29/340,800**

(22) Filed: **Jul. 25, 2009**

(30) **Foreign Application Priority Data**

Jul. 1, 2009 (TW) 98302997

(51) **LOC (9) Cl.** **24-02**

(52) **U.S. Cl.** **D24/146; D24/147**

(58) **Field of Classification Search** D24/114, D24/133, 146, 147, 185-187; 600/573, 583; 606/131, 170, 181, 182, 184, 185
See application file for complete search history.

(56) **References Cited**

U.S. PATENT DOCUMENTS

- 5,464,418 A * 11/1995 Schraga 606/182
- 5,984,940 A * 11/1999 Davis et al. 606/181
- D428,150 S * 7/2000 Ruf et al. D24/146
- 6,530,937 B1 * 3/2003 Schraga 606/182
- D493,532 S * 7/2004 Levaughn et al. D24/146
- D506,550 S * 6/2005 Greenberg D24/133
- D518,178 S * 3/2006 Christiansen D24/147

- D550,363 S * 9/2007 Hannant et al. D24/186
- D560,805 S * 1/2008 Young et al. D24/146
- D567,944 S * 4/2008 Sarna D24/146
- D586,465 S * 2/2009 Faulkner et al. D24/146
- D586,916 S * 2/2009 Faulkner et al. D24/146
- D592,307 S * 5/2009 Curry et al. D24/146
- 2004/0098011 A1 * 5/2004 Vargas et al. 606/184
- 2004/0138680 A1 * 7/2004 Twitchell et al. 606/131
- 2005/0090850 A1 * 4/2005 Thoes et al. 606/182
- 2008/0183201 A1 * 7/2008 Berberich 606/170

* cited by examiner

Primary Examiner—Freda S Nunn

(74) *Attorney, Agent, or Firm*—Egbert Law Offices PLLC

(57) **CLAIM**

The ornamental design for a lancet device, as shown and described.

DESCRIPTION

FIG. 1 is an upper perspective view of the lancet device showing my design.

FIG. 2 is a front elevation view thereof;

FIG. 3 is back elevation view thereof;

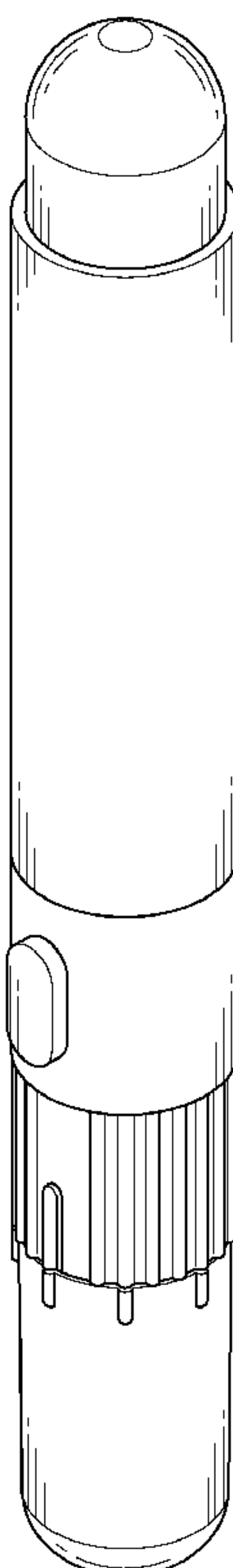
FIG. 4 is a side elevation view thereof;

FIG. 5 is an opposite side elevation view thereof;

FIG. 6 is a top plan view thereof; and,

FIG. 7 is a bottom plan view thereof.

1 Claim, 6 Drawing Sheets



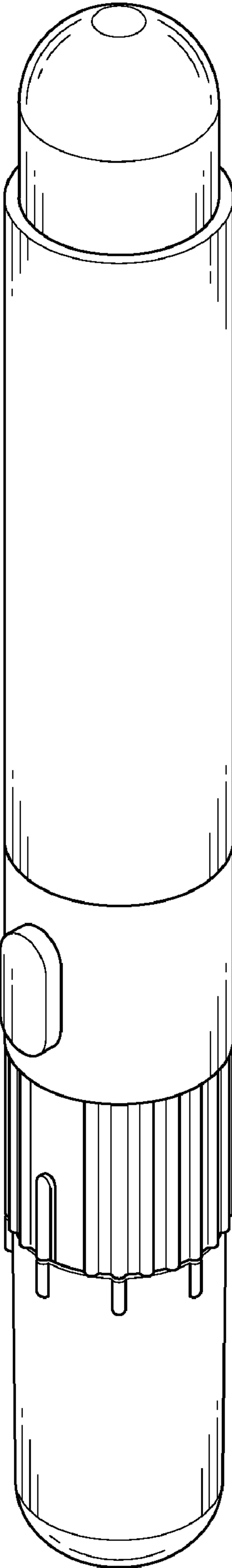


FIG.1

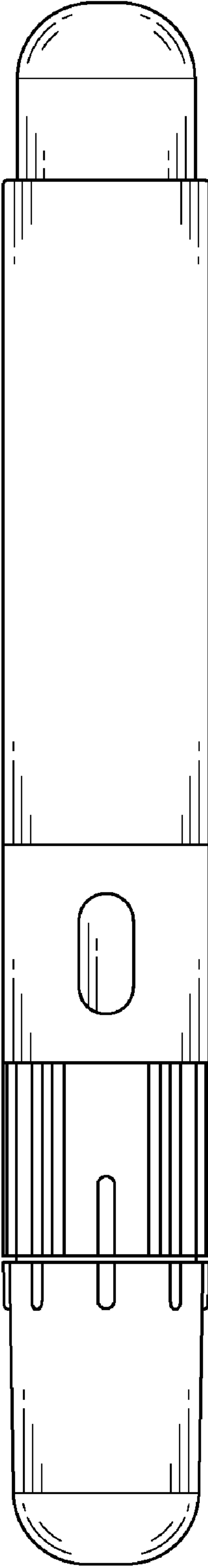


FIG.2

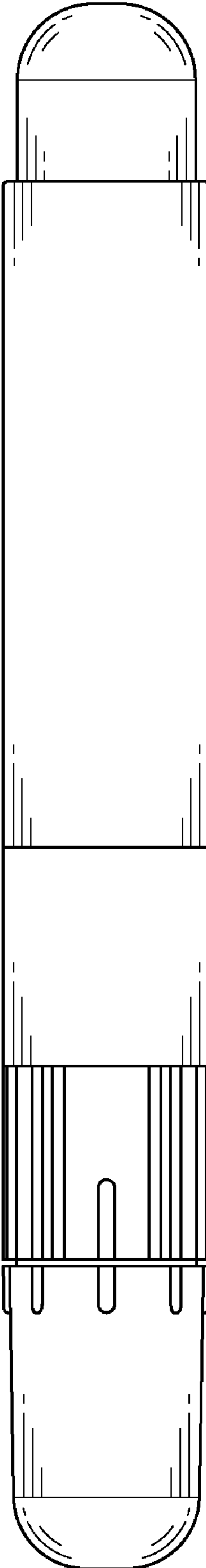


FIG. 3

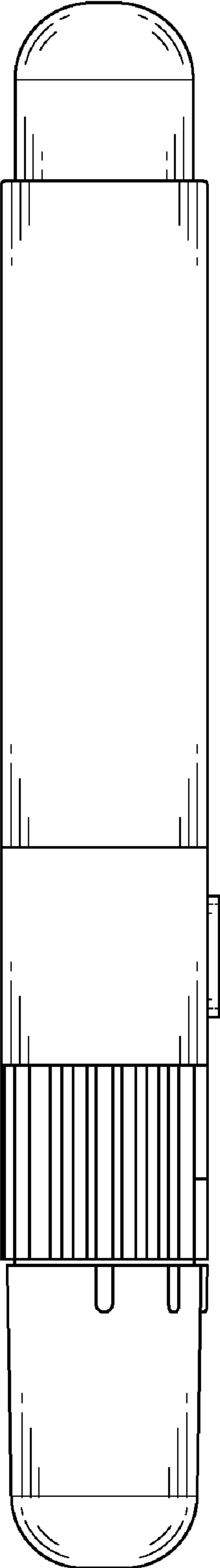


FIG.4

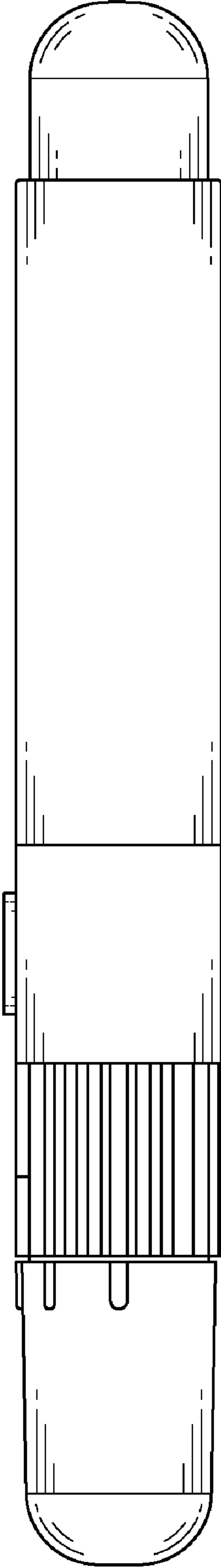


FIG.5

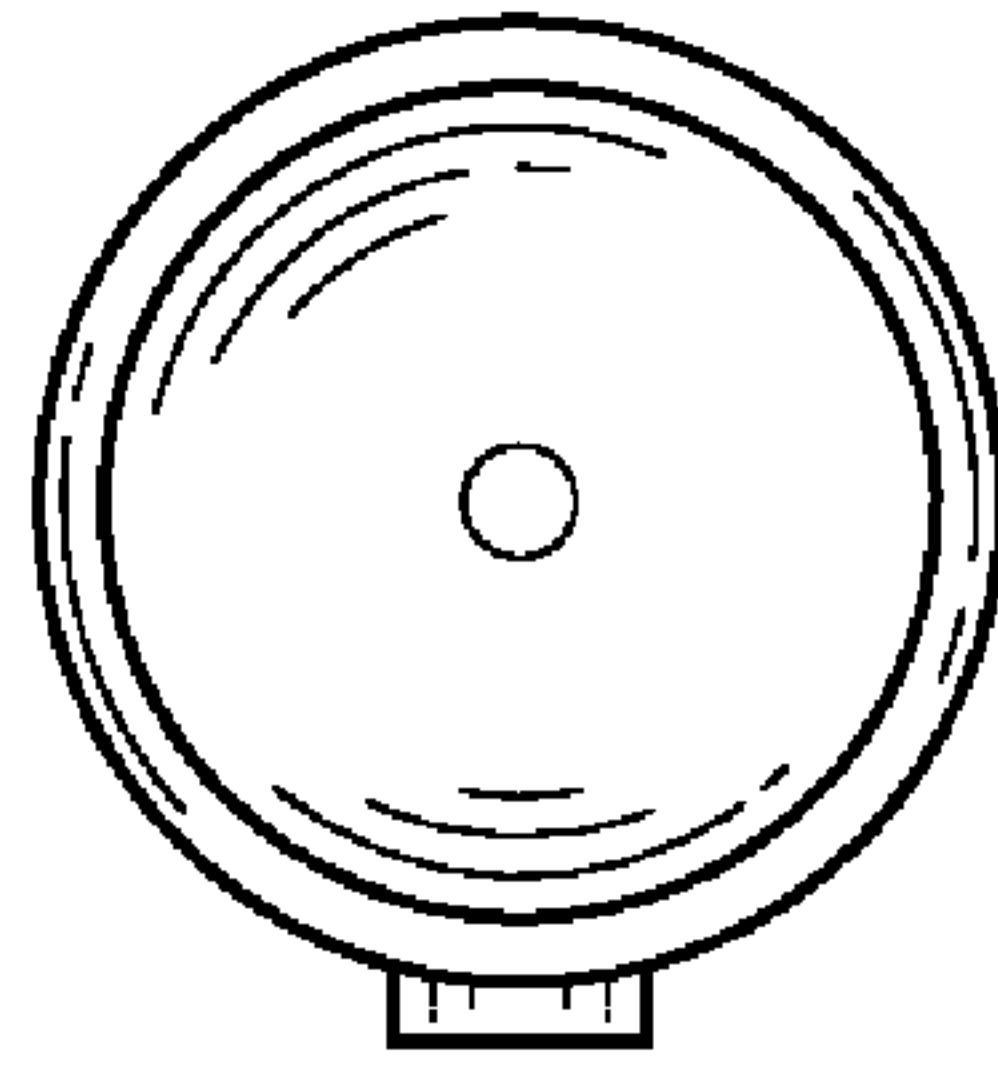


FIG. 6

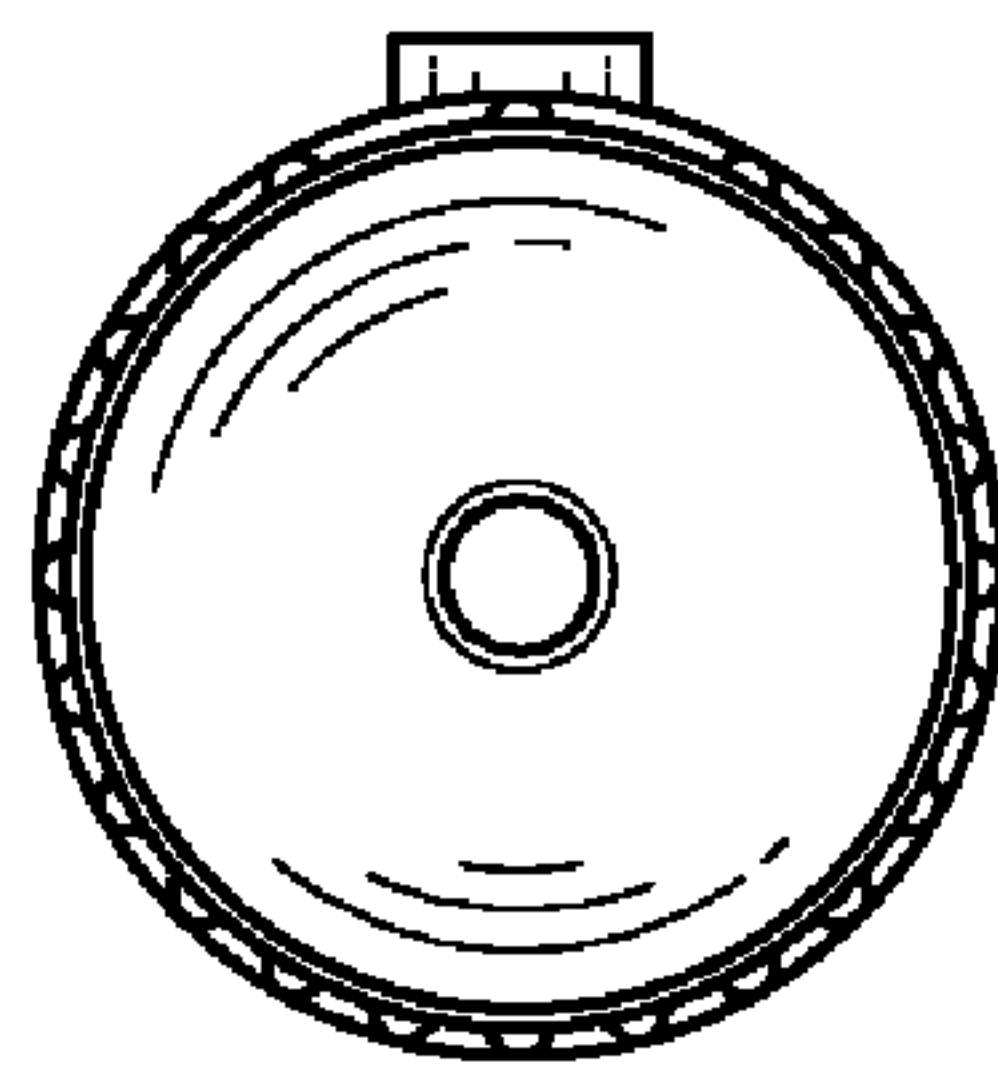


FIG. 7