



US00D617885S

(12) **United States Design Patent**  
**Cummings et al.**

(10) **Patent No.:** **US D617,885 S**  
(45) **Date of Patent:** **\*\* Jun. 15, 2010**

(54) **CISTERN**

FOREIGN PATENT DOCUMENTS

(75) Inventors: **Stephen John Cummings**, Newport (AU); **Vincent Kai Hong Ho**, Stanmore (AU)

NZ 407553 6/2006

\* cited by examiner

(73) Assignee: **Caroma Industries Limited**, Queensland (AU)

*Primary Examiner*—Robert A Delehanty  
(74) *Attorney, Agent, or Firm*—Fitch, Even, Tabin & Flannery

(\*\*) Term: **14 Years**

(57) **CLAIM**

(21) Appl. No.: **29/304,951**

We claim the ornamental design for a cistern, as shown and described.

(22) Filed: **Mar. 11, 2008**

**DESCRIPTION**

(30) **Foreign Application Priority Data**

Sep. 12, 2007 (AU) ..... 19721/2007

FIG. 1 is a top plan view of a cistern showing our new design;

FIG. 2 is a front view of our new design;

FIG. 3 is a bottom view thereof;

(51) **LOC (9) Cl.** ..... **23-02**

(52) **U.S. Cl.** ..... **D23/313**

(58) **Field of Classification Search** ..... D23/273-274,  
D23/295-301, 309; 4/663-664, 300, 329,  
4/353, 420, 443, 449, 902

FIG. 4 is a left side view thereof;

FIG. 5 is a right side view thereof;

FIG. 6 is a rear plan view thereof; and,

FIG. 7 is a perspective view of the cistern of our new design.

See application file for complete search history.

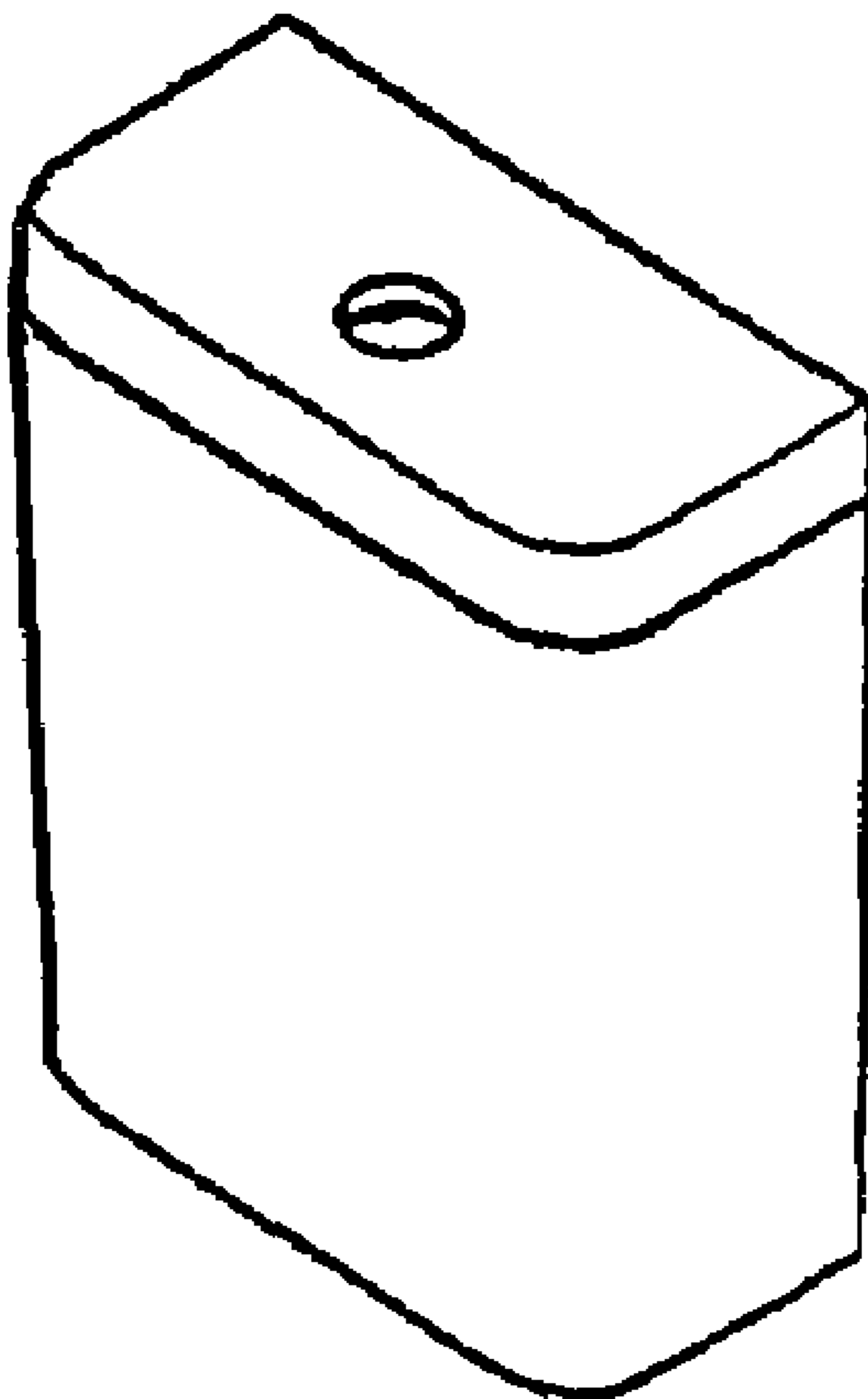
The broken line portion of the figure drawings is included to show unclaimed subject matter only and forms no part of the claimed design.

(56) **References Cited**

U.S. PATENT DOCUMENTS

D582,530 S \* 12/2008 Cummings et al. .... D23/301

**1 Claim, 1 Drawing Sheet**



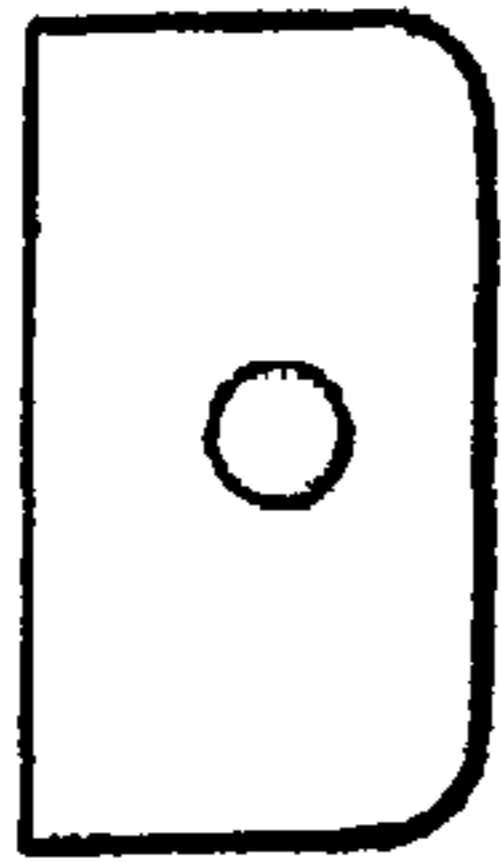


FIG. 1



FIG. 4




FIG. 2



FIG. 5

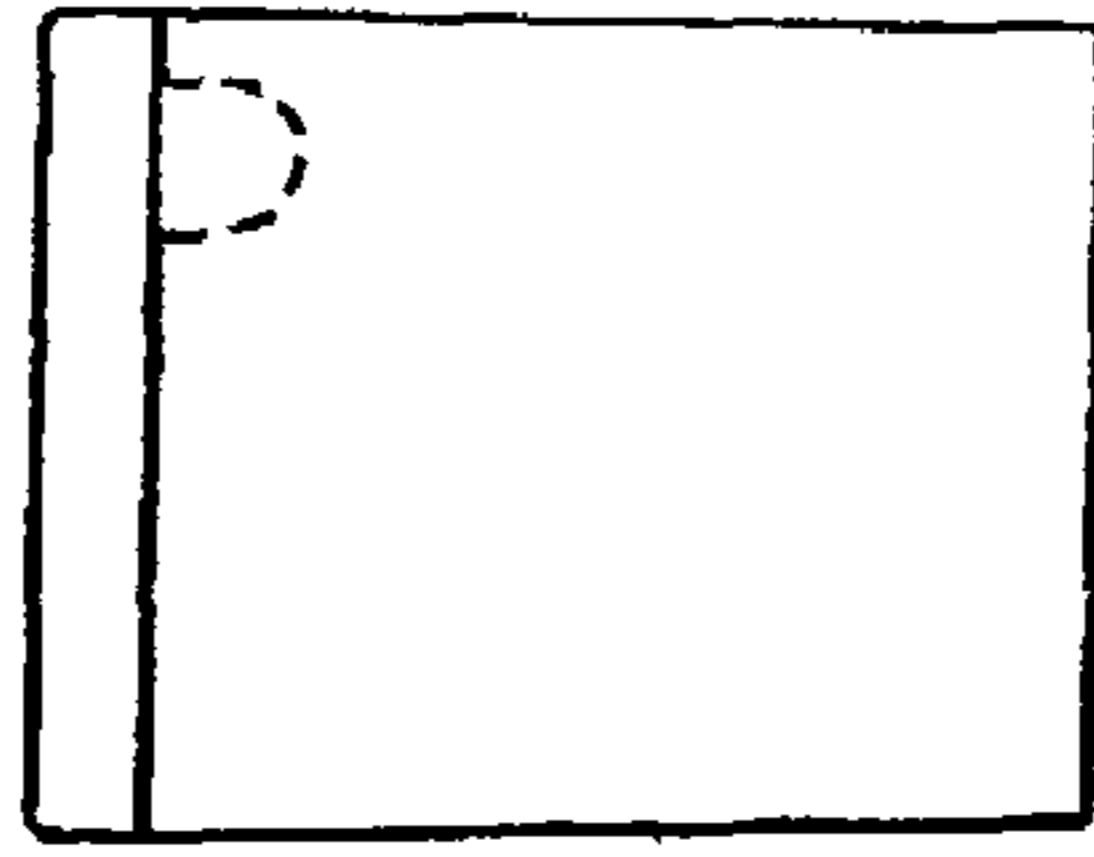


FIG. 6



FIG. 3

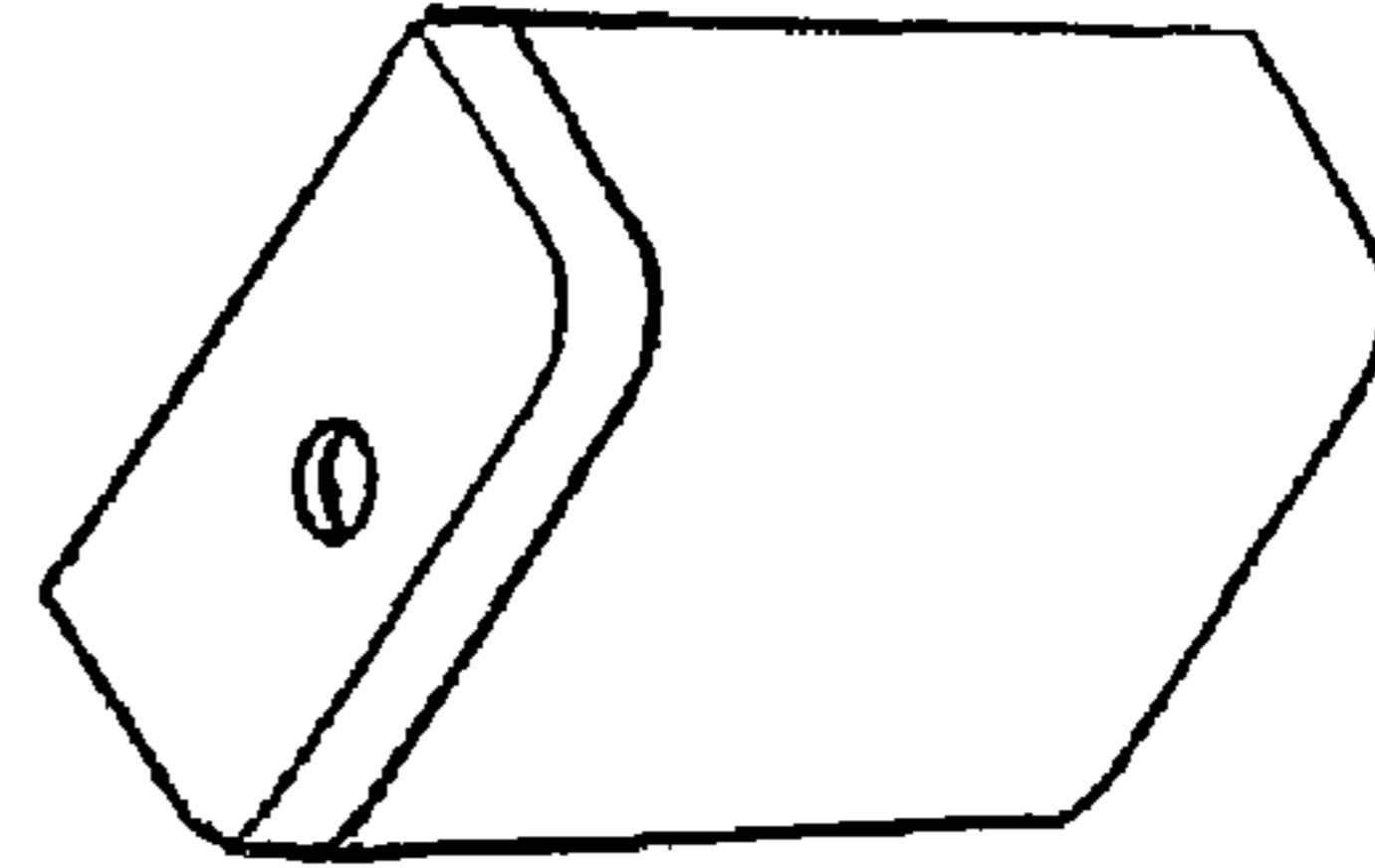


FIG. 7