



US00D617858S

(12) **United States Design Patent**  
**Llewellyn et al.**

(10) **Patent No.:** **US D617,858 S**  
(45) **Date of Patent:** **\*\* Jun. 15, 2010**

(54) **DRIVER-TYPE GOLF CLUB HEAD**

(57) **CLAIM**

(75) Inventors: **David Llewellyn**, Duluth, GA (US);  
**Tsugunobo Sakamoto**, Osaka (JP);  
**Tetsuya Kanayama**, Osaka (JP)

The ornamental design for a driver-type golf club head, as shown and described.

(73) Assignee: **Mizuno USA, Inc.**, Norcross, GA (US)

**DESCRIPTION**

(\*\*) Term: **14 Years**

(21) Appl. No.: **29/339,723**

(22) Filed: **Jul. 7, 2009**

(51) **LOC (9) Cl.** ..... **21-02**

(52) **U.S. Cl.** ..... **D21/752**

(58) **Field of Classification Search** ..... D21/733,  
D21/752, 759; 473/324–331, 343–346  
See application file for complete search history.

FIG. 1 illustrates an angled, rear perspective view of a new design of a driver-type golf club head that shows an elongated groove disposed on the underside of the golf club head;

FIG. 2 illustrates a front perspective view of the golf club head shown in FIG. 1 that shows the ball-striking face of the golf club head;

FIG. 3 illustrates a rear perspective view of the golf club head shown in FIG. 1 that shows an elongated groove disposed on the underside of the golf club head;

(56) **References Cited**

**U.S. PATENT DOCUMENTS**

2,155,830 A 4/1939 Howard

FIG. 4 illustrates a side perspective view of the golf club head shown in FIG. 1 that shows an elongated groove disposed on the underside of the golf club head;

(Continued)

**FOREIGN PATENT DOCUMENTS**

CA 2553362 2/2007

FIG. 5 illustrates an a side perspective view of the golf club head shown in FIG. 1 that shows an elongated groove disposed on the underside of the golf club head;

FIG. 6 illustrates a top perspective view of the golf club head shown in FIG. 1 that shows the crown portion of the golf club head; and,

(Continued)

**OTHER PUBLICATIONS**

European Patent Office Search Report for EP Application No. 08002354.2, dated May 27, 2008.

FIG. 7 illustrates a bottom perspective view of a new design of a driver-type golf club head that shows an elongated groove disposed on the underside of the golf club head.

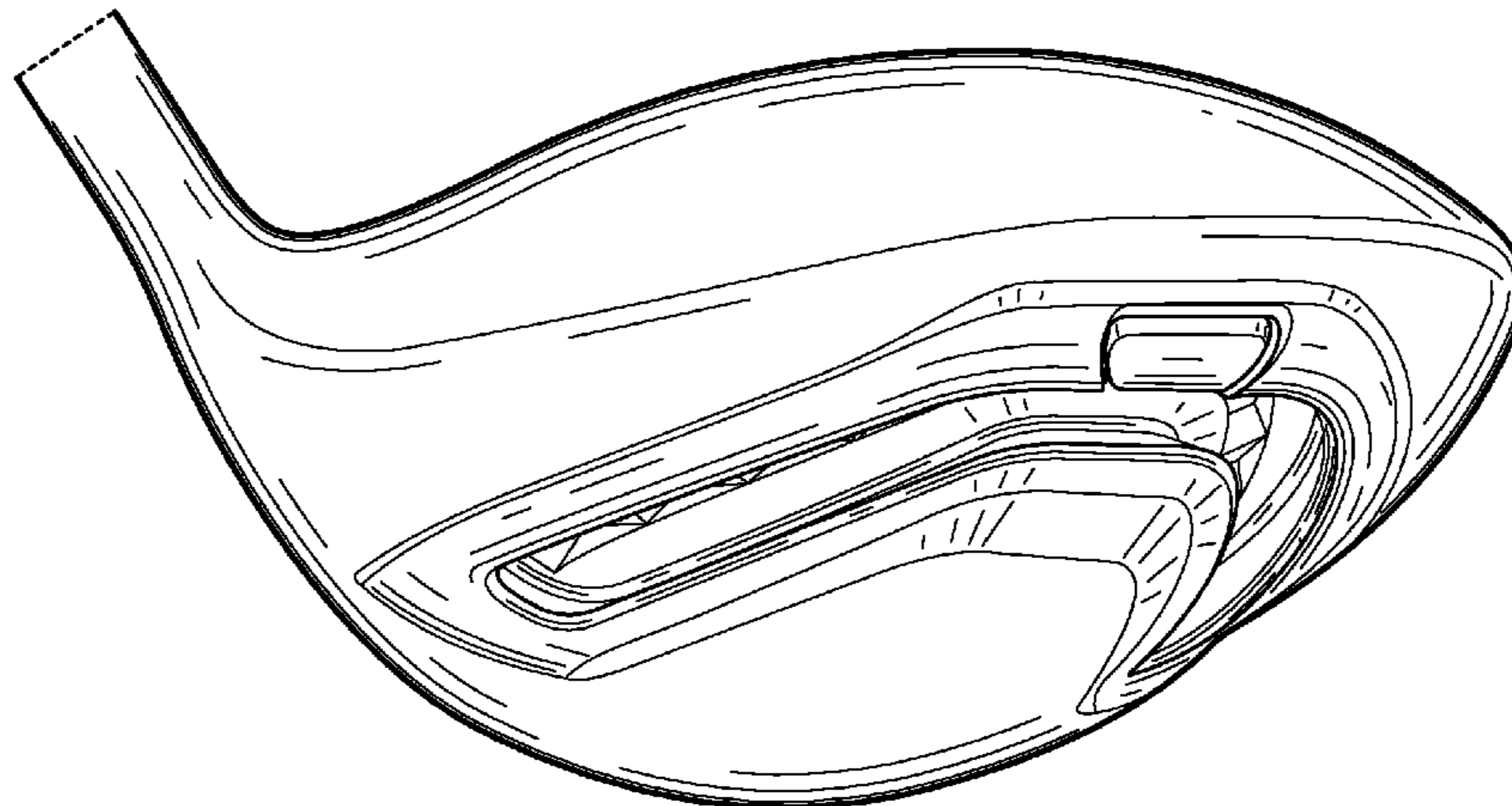
The broken, dashed lines shown in the various figures depicting embodiments of the invention are included for the purpose of illustrating environment and do not form any part of the claimed design. In some embodiments, however, the broken, dashed lines may be present in a driver-type golf club head.

(Continued)

*Primary Examiner*—Mitchell I Siegel

(74) *Attorney, Agent, or Firm*—Troutman Sanders LLP;  
James Hunt Yancey, Jr.; Jihan R. Jenkins

**1 Claim, 5 Drawing Sheets**



# US D617,858 S

Page 2

## U.S. PATENT DOCUMENTS

2,652,256 A 9/1953 Thomas  
3,995,857 A 12/1976 Cochran et al.  
4,027,881 A 6/1977 Hufenus  
5,282,625 A 2/1994 Schmidt et al.  
5,447,309 A 9/1995 Vincent  
5,769,737 A 6/1998 Holladay et al.  
5,776,010 A 7/1998 Helmstetter et al.  
5,785,605 A 7/1998 Helmstetter  
5,971,867 A 10/1999 Galy  
6,015,354 A 1/2000 Ahn et al.  
D426,268 S \* 6/2000 Ortiz ..... D21/752  
6,210,290 B1 4/2001 Erickson et al.  
6,217,461 B1 4/2001 Galy  
6,364,788 B1 4/2002 Helmstetter et al.  
6,409,612 B1 6/2002 Evans et al.  
6,440,009 B1 8/2002 Guibaud et al.  
D471,246 S \* 3/2003 Jones et al. .... D21/752  
6,648,772 B2 11/2003 Vincent et al.  
D490,488 S \* 5/2004 Hoffmann et al. .... D21/752  
6,739,983 B2 5/2004 Helmstetter et al.  
6,773,360 B2 8/2004 Willett et al.  
D498,508 S \* 11/2004 Antonious ..... D21/752  
6,955,610 B1 10/2005 Czaja et al.  
7,166,041 B2 1/2007 Evans

D552,701 S \* 10/2007 Ruggiero et al. .... D21/759  
D585,101 S \* 1/2009 Glod ..... D21/752  
D602,544 S \* 10/2009 Oldknow ..... D21/752  
D602,545 S \* 10/2009 Oldknow ..... D21/752  
2003/0232659 A1 12/2003 Mahaffey et al.  
2004/0176177 A1 9/2004 Mahaffey et al.  
2005/0137024 A1 6/2005 Stites et al.  
2005/0227780 A1 10/2005 Cover et al.  
2006/0122004 A1 6/2006 Chen  
2006/0172821 A1 8/2006 Evans  
2006/0178228 A1 8/2006 DiMarco  
2007/0225085 A1 9/2007 Koide et al.

## FOREIGN PATENT DOCUMENTS

JP 1043000278 2/1989  
JP 06238022 8/1994  
JP 08191907 7/1996  
JP 09028844 2/1997  
JP 3109501 U 5/2005  
WO 2007101350 9/2007

## OTHER PUBLICATIONS

European Patent Office Examination Report for EP Application No. 08002354.2, dated Mar. 5, 2009.

\* cited by examiner

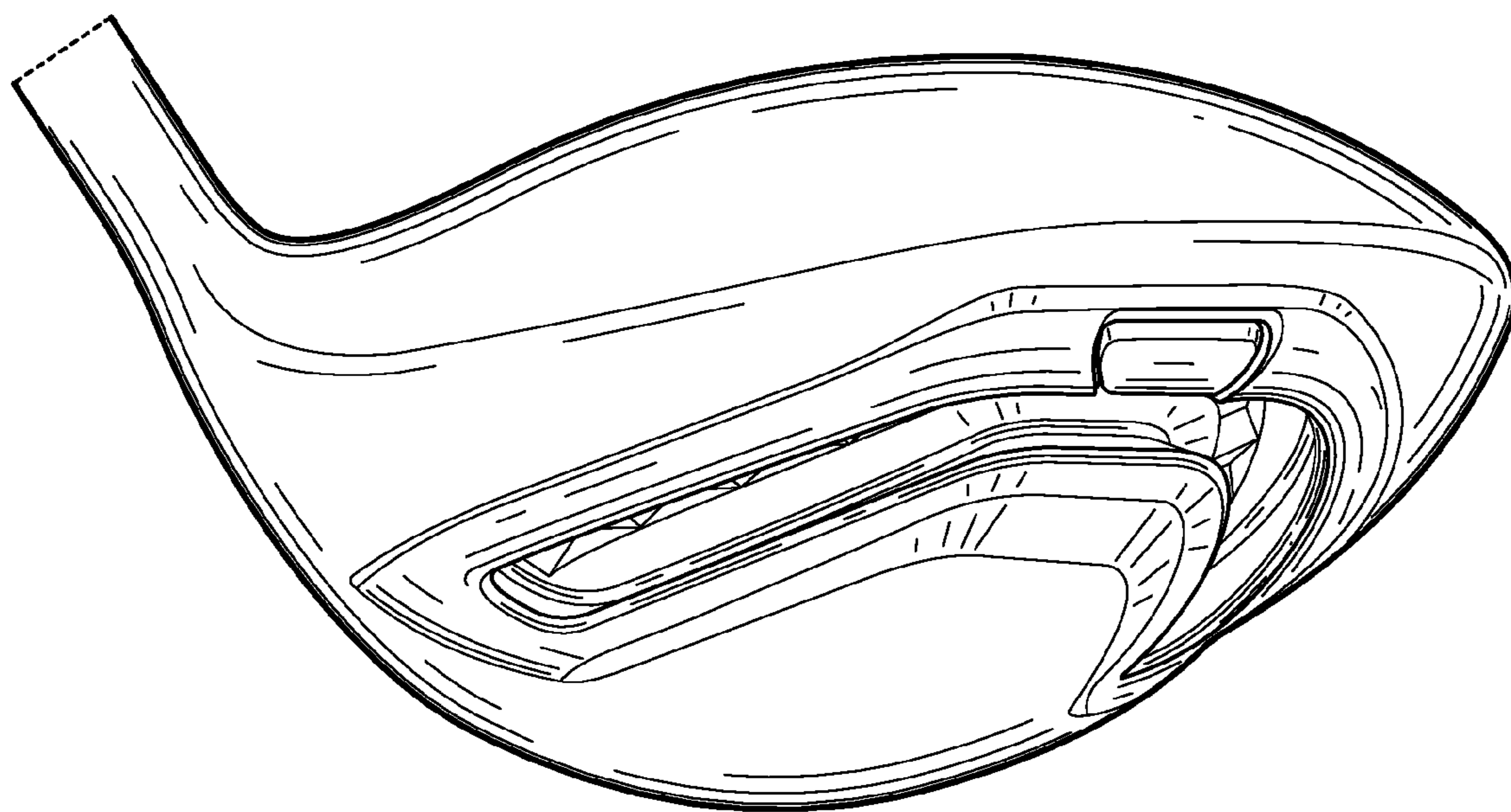
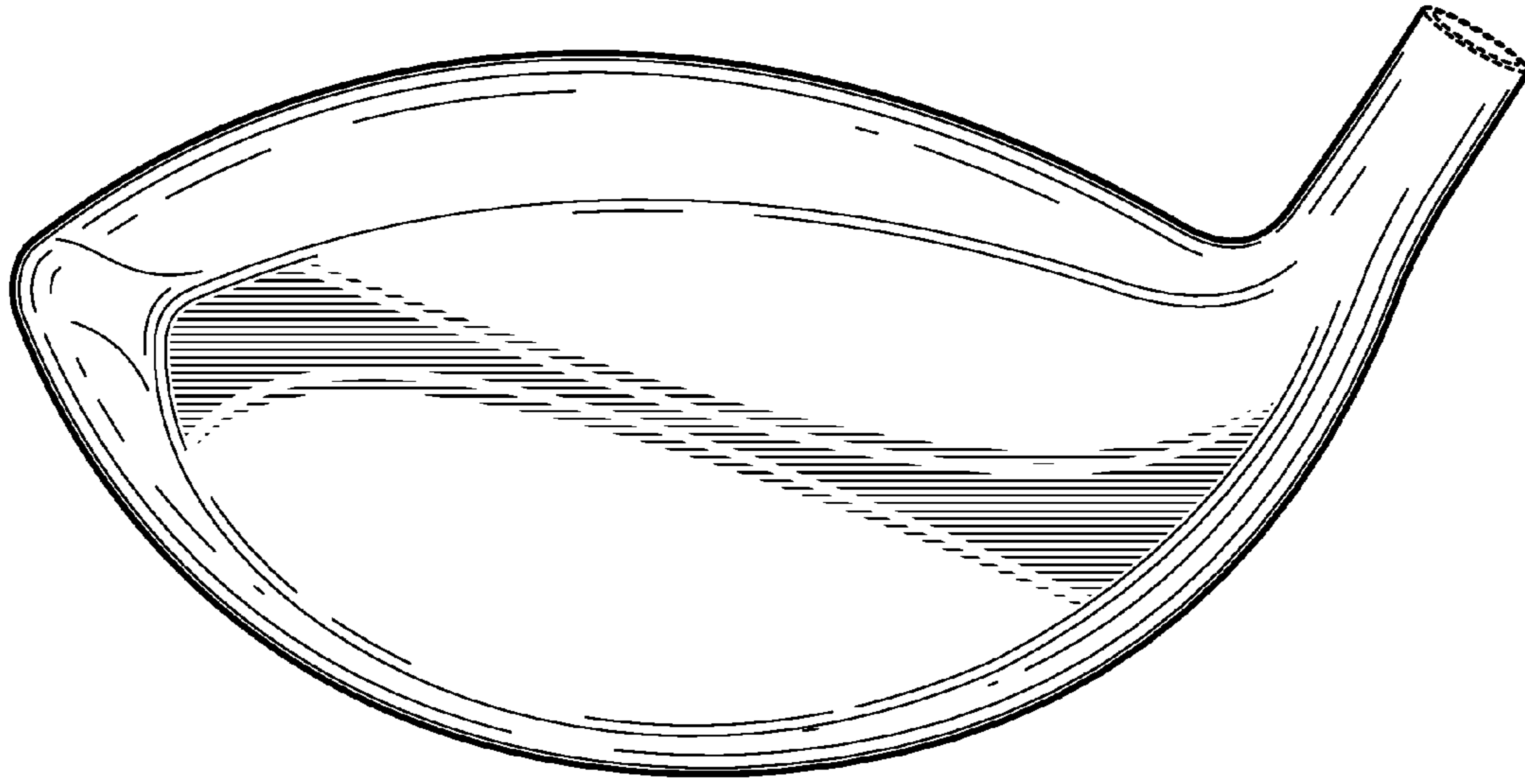
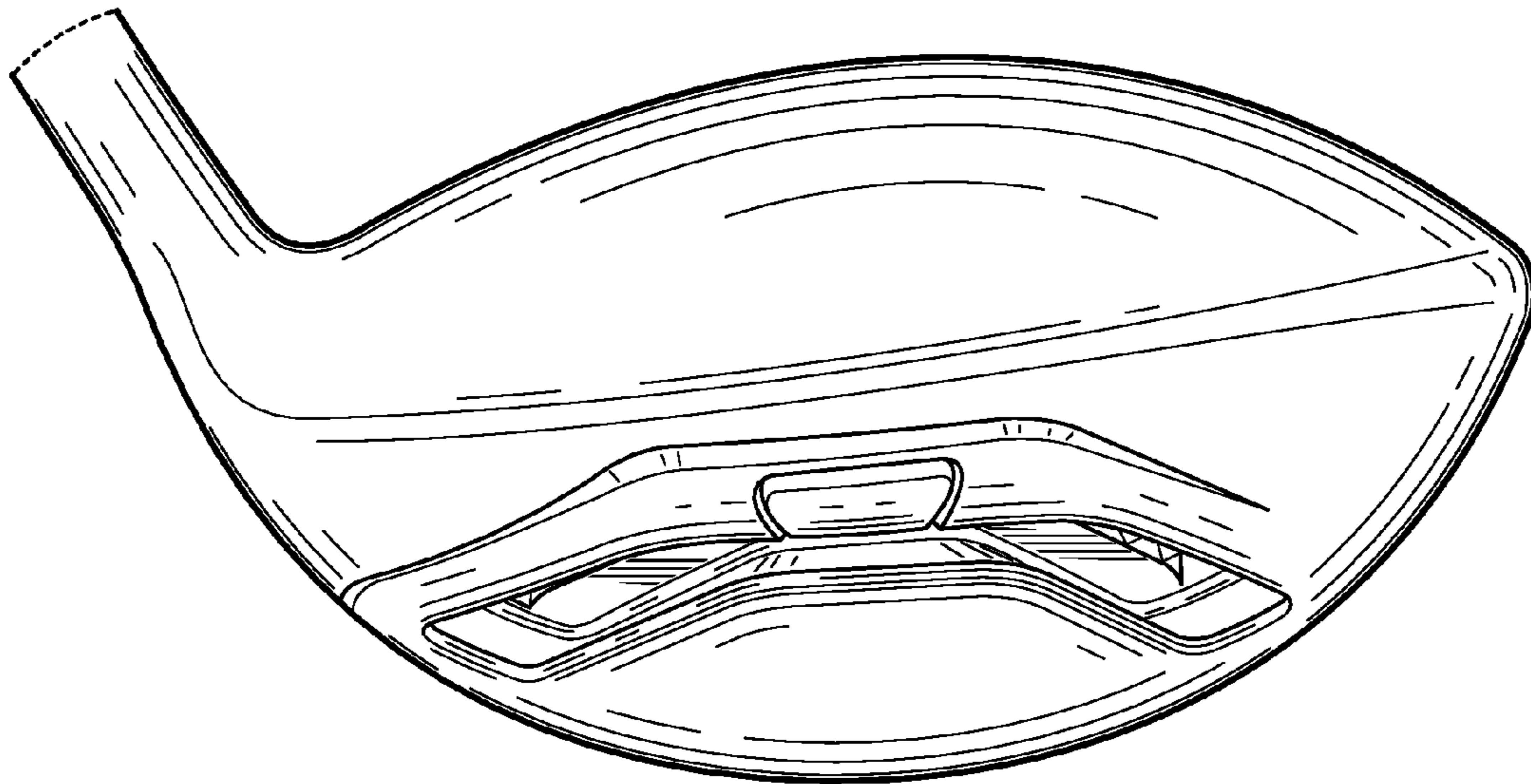


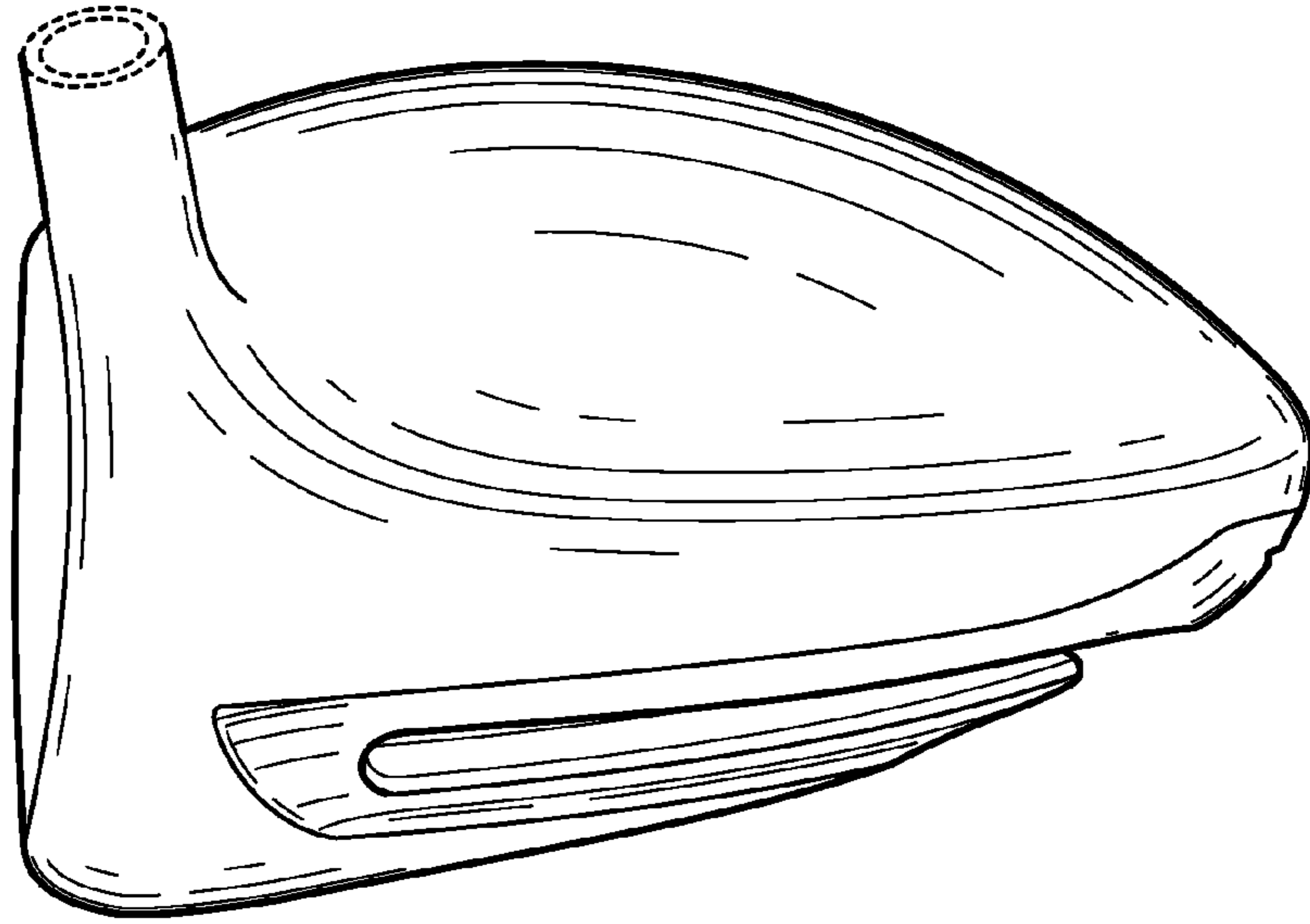
FIG. 1



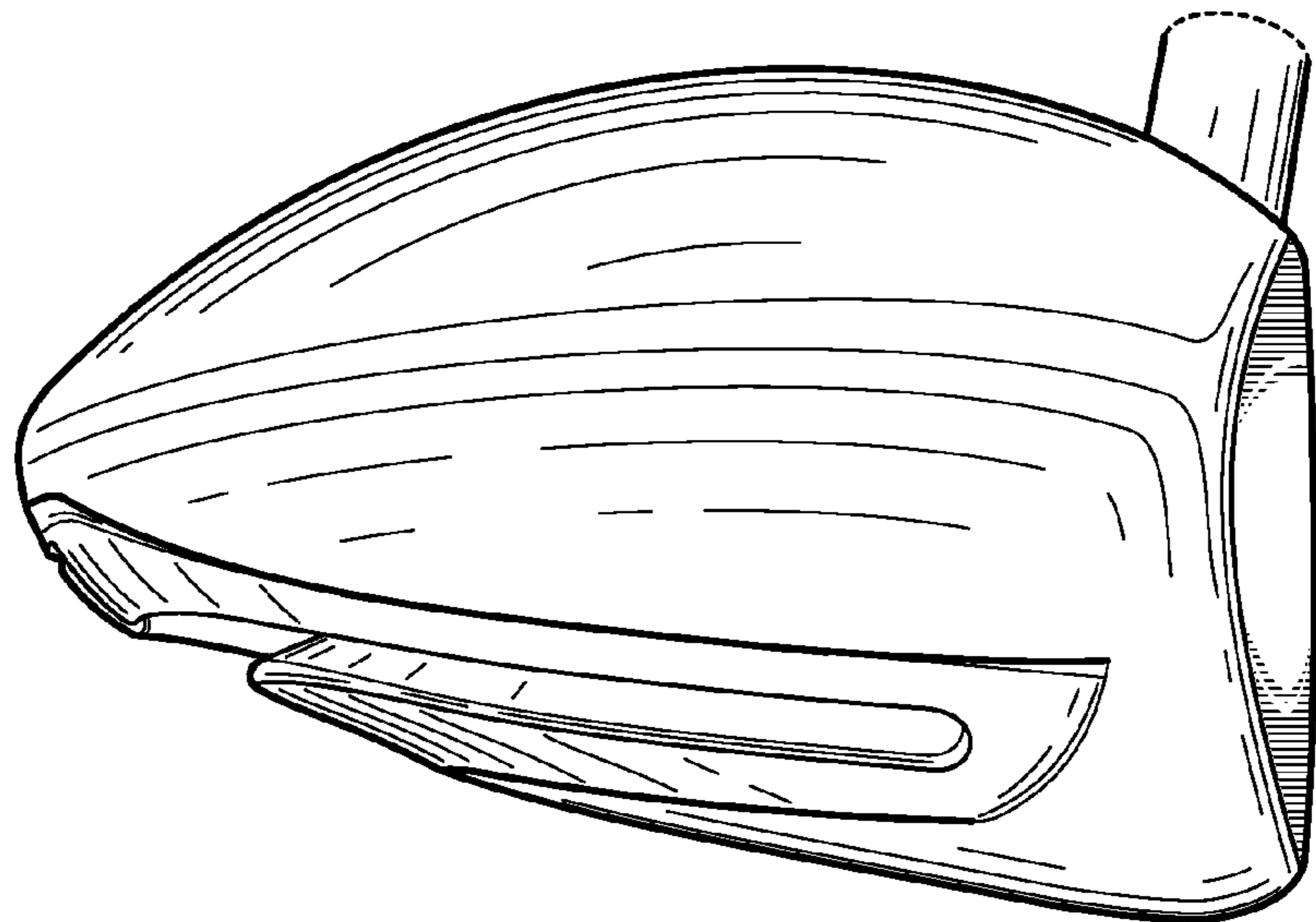
**FIG. 2**



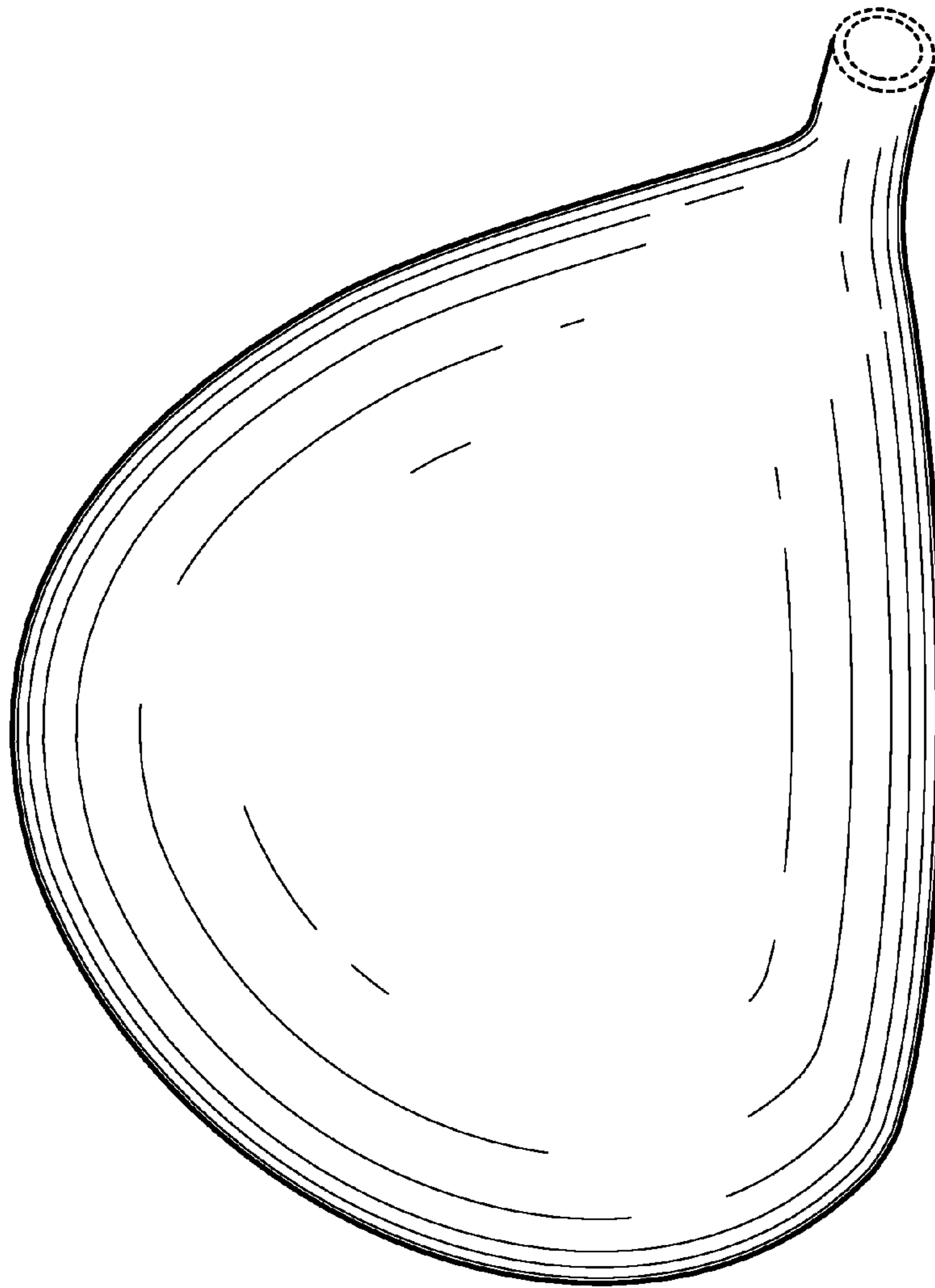
**FIG. 3**



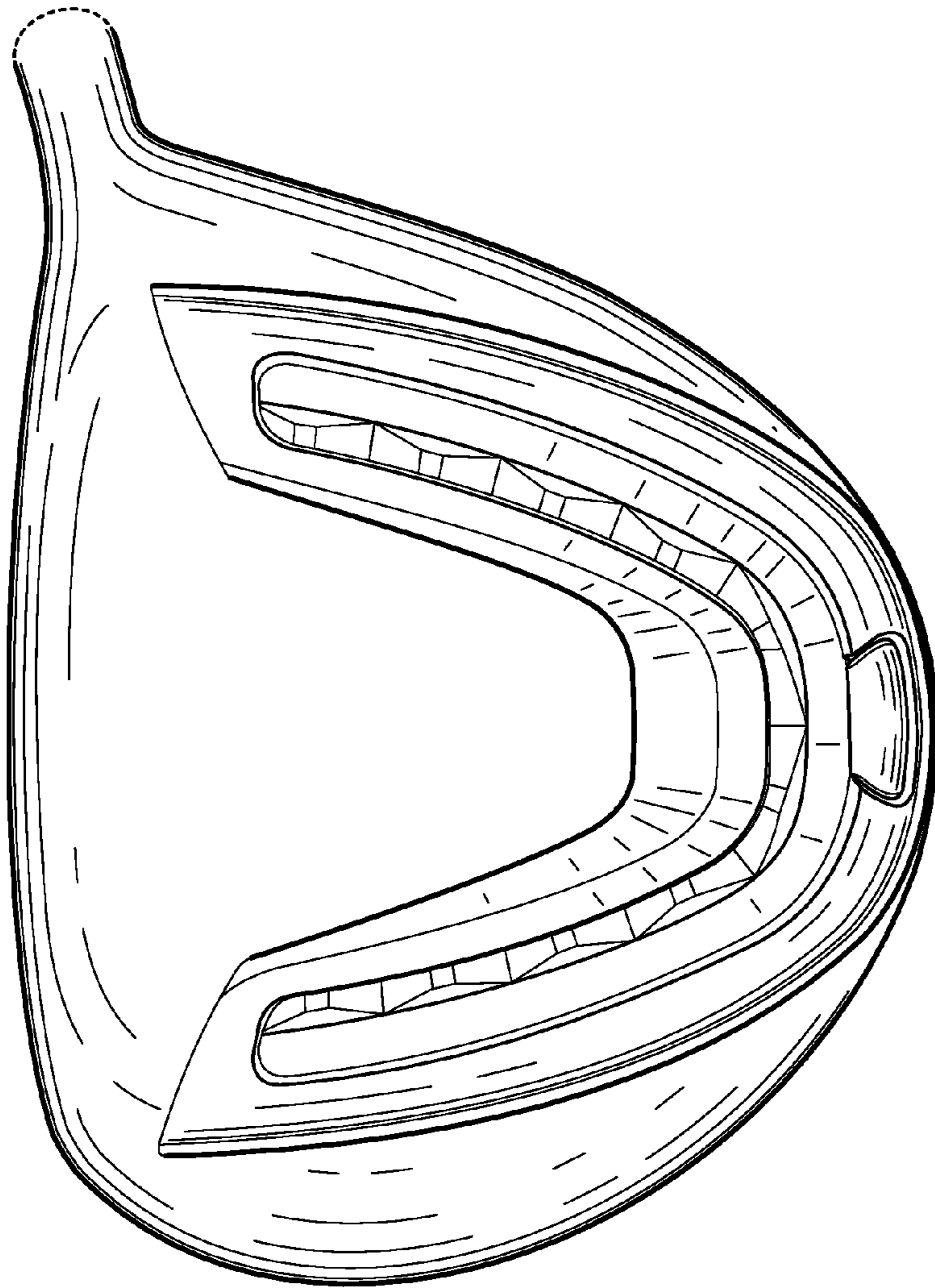
**FIG. 4**



**FIG. 5**



**FIG. 6**



**FIG. 7**