



US00D617854S

(12) **United States Design Patent**
Gettle

(10) **Patent No.:** **US D617,854 S**
(45) **Date of Patent:** **** Jun. 15, 2010**

- (54) **DUMBBELL WEIGHT PLATE**
- (75) Inventor: **Jeffrey A. Gettle**, Portland, OR (US)
- (73) Assignee: **Nautilus, Inc.**, Vancouver, WA (US)
- (**) Term: **14 Years**
- (21) Appl. No.: **29/329,039**
- (22) Filed: **Dec. 8, 2008**

FR	1468902	4/1967
SU	1659073 A1	6/1991
SU	1780780 A1	12/1992

OTHER PUBLICATIONS

U.S. Appl. No. 29/278,771, filed Apr. 9, 2007, Crawford et al.
 U.S. Appl. No. 29/278,785, filed Apr. 10, 2007, Crawford et al.
 U.S. Appl. No. 29/278,953, filed Apr. 16, 2007, Crawford et al.
 U.S. Appl. No. 29/302,699, filed Jan. 23, 2008, Golesh et al.
 U.S. Appl. No. 29/302,700, filed Jan. 23, 2008, Golesh et al.

(Continued)

- (51) **LOC (9) Cl.** **21-02**
- (52) **U.S. Cl.** **D21/681; D21/680**
- (58) **Field of Classification Search** D21/681,
D21/680, 662, 683, 684, 694; 482/106-108
See application file for complete search history.

Primary Examiner—Robert M Spear
Assistant Examiner—Cynthia Underwood
 (74) *Attorney, Agent, or Firm*—Dorsey & Whitney LLP

(57) **CLAIM**

The ornamental design for a dumbbell weight plate, as shown and described.

(56) **References Cited**

U.S. PATENT DOCUMENTS

470,815	A	3/1892	Barton	
3,771,785	A *	11/1973	Speyer	482/106
D230,752	S *	3/1974	Speyer	D21/681
3,913,908	A *	10/1975	Speyer	482/106
5,749,814	A *	5/1998	Chen	482/93
5,839,997	A	11/1998	Roth et al.	
6,039,678	A	3/2000	Dawson	
6,099,442	A	8/2000	Krull	
6,322,481	B1	11/2001	Krull	
6,402,666	B2	6/2002	Krull	
6,416,446	B1	7/2002	Krull	
6,422,979	B1	7/2002	Krull	
6,540,650	B1	4/2003	Krull	
6,669,606	B2	12/2003	Krull	
6,702,723	B2 *	3/2004	Landfair	482/93
6,719,674	B2	4/2004	Krull	
6,749,547	B2	6/2004	Krull	
6,855,097	B2	2/2005	Krull	
6,893,385	B2 *	5/2005	Smithberg	482/93

(Continued)

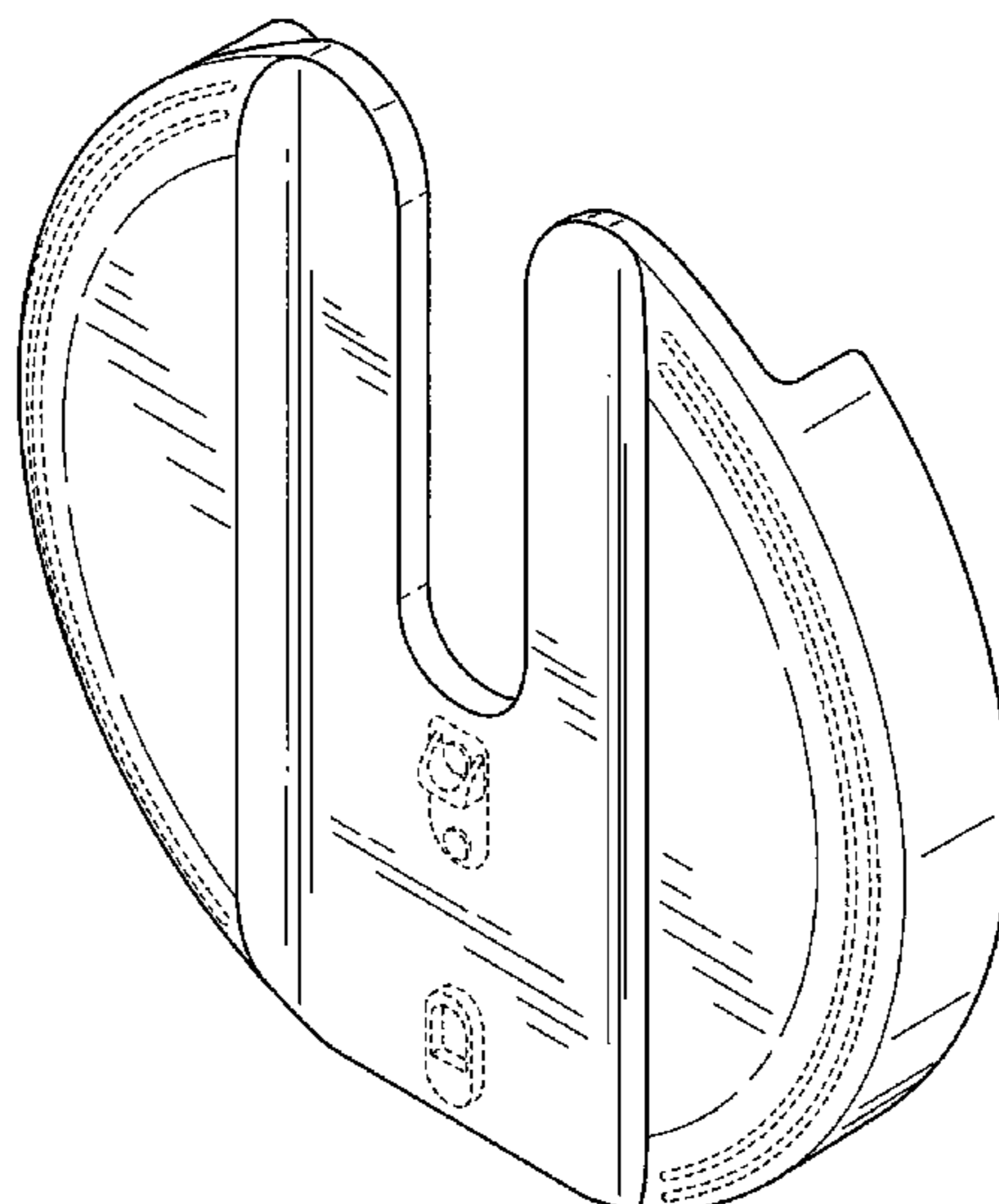
FOREIGN PATENT DOCUMENTS

CN 2430184 Y 5/2001

DESCRIPTION

FIG. 1 is a front isometric view of a dumbbell weight plate of the present invention;
 FIG. 2 is a front elevation view of the dumbbell weight plate of FIG. 1;
 FIG. 3 is a rear view of the dumbbell weight plate of FIG. 1;
 FIG. 4 is a right elevation view of the dumbbell weight plate of FIG. 1;
 FIG. 5 is a left elevation view of the dumbbell weight plate of FIG. 1;
 FIG. 6 is a top view of the dumbbell weight plate of FIG. 1; and,
 FIG. 7 is a bottom view of the dumbbell weight plate of FIG. 1.
 The broken lines immediately adjacent to the shaded surfaces represent boundaries of the claimed design; all other broken lines depict unclaimed portions of the structure.

1 Claim, 5 Drawing Sheets



US D617,854 S

Page 2

U.S. PATENT DOCUMENTS

7,018,325	B2	3/2006	Shifferaw			
7,077,790	B1	7/2006	Krull			
7,077,791	B2	7/2006	Krull			
D528,173	S	9/2006	Flick et al.			
D528,611	S	9/2006	Flick et al.			
7,121,988	B2	10/2006	Walkerdine			
7,137,931	B2	11/2006	Liu			
7,153,243	B1	12/2006	Krull			
7,153,244	B2	12/2006	Towley, III et al.			
D536,752	S	2/2007	Walkerdine			
7,172,536	B2	2/2007	Liu			
D540,405	S	4/2007	Crawford et al.			
D540,894	S	4/2007	Crawford et al.			
7,261,678	B2	8/2007	Crawford et al.			
7,285,078	B1 *	10/2007	Liu	482/108	
7,291,098	B1	11/2007	Krull			
7,387,597	B2	6/2008	Krull			
7,413,533	B2	8/2008	Lin			
7,429,235	B2	9/2008	Lin			
7,452,312	B2	11/2008	Liu			
7,485,077	B2	2/2009	Chen			
7,578,772	B2 *	8/2009	Lippitt	482/108	
D603,469	S *	11/2009	Golesh et al.	D21/680	
D603,915	S *	11/2009	Golesh et al.	D21/680	
7,625,322	B1 *	12/2009	Krull	482/107	
2004/0005969	A1	1/2004	Chen			
2006/0211550	A1	9/2006	Crawford et al.			
2006/0223684	A1	10/2006	Krull			
2008/0039299	A1	2/2008	Crawford et al.			
2008/0085821	A1	4/2008	Webb			
2008/0254952	A1	10/2008	Webb			
2009/0186748	A1	7/2009	Golesh et al.			

OTHER PUBLICATIONS

U.S. Appl. No. 29/302,708, filed Jan. 23, 2008, Golesh et al.
U.S. Appl. No. 12/359,181, filed Jan. 23, 2008, Golesh et al.

* cited by examiner

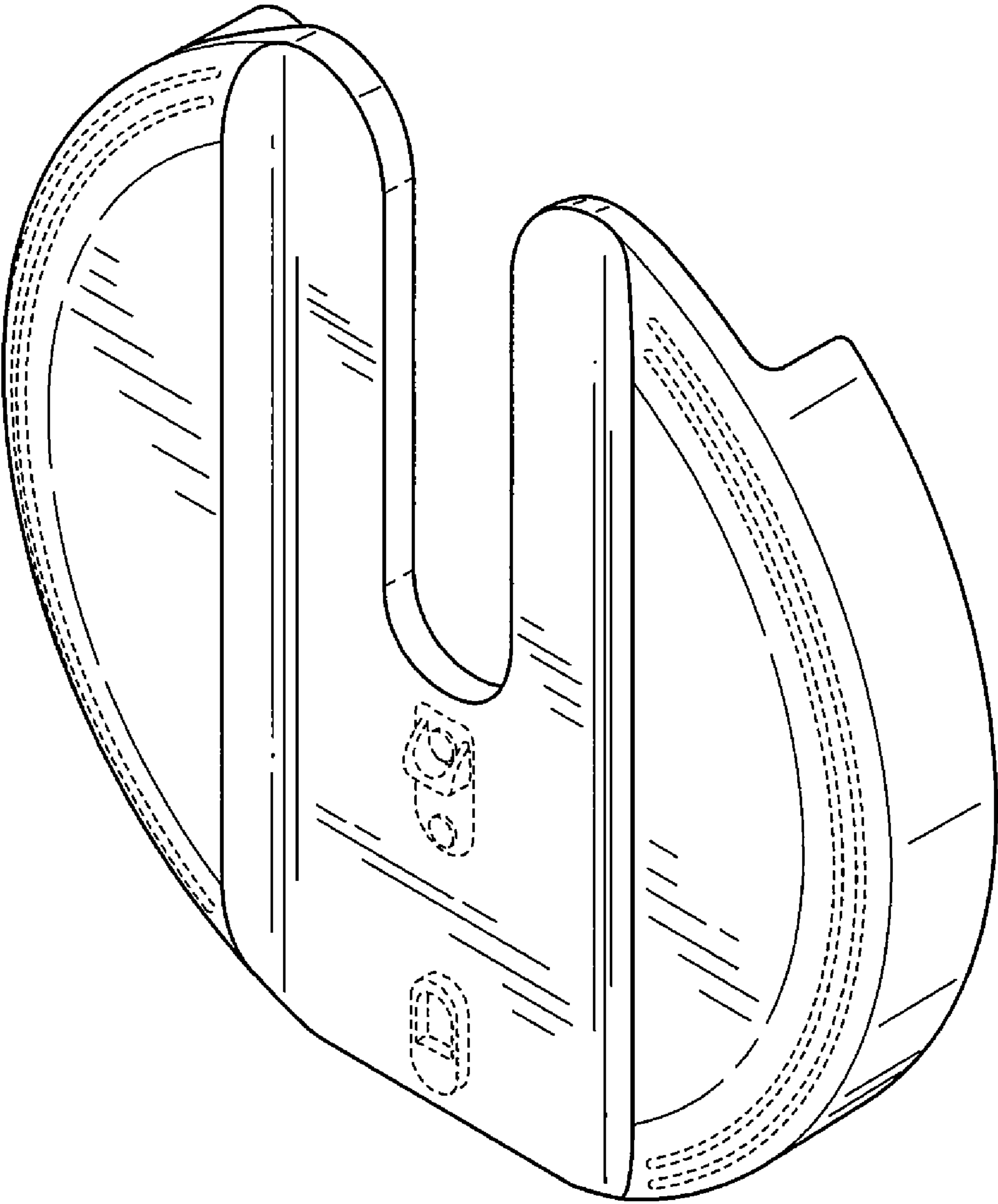


FIG. 1

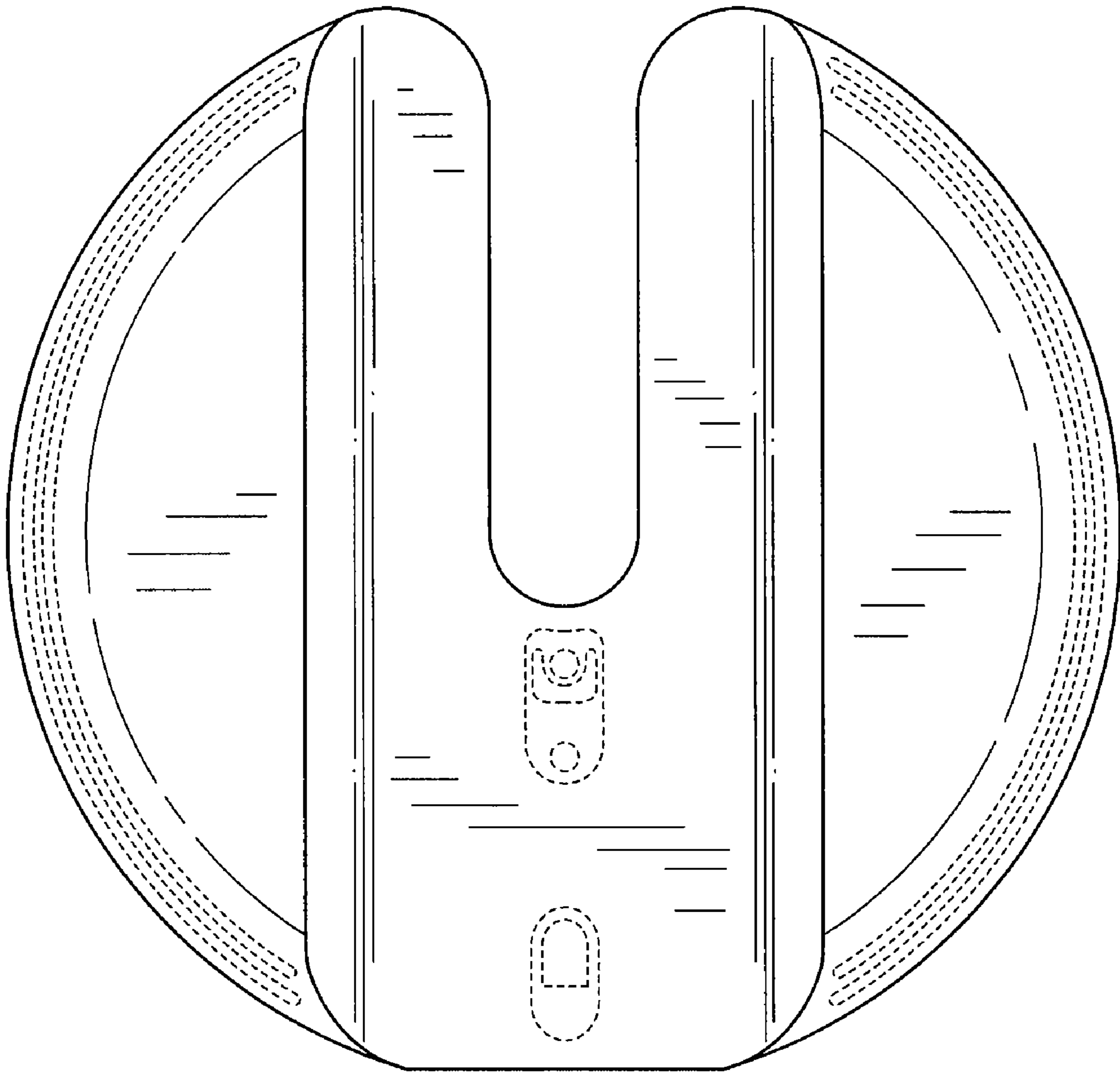


FIG.2

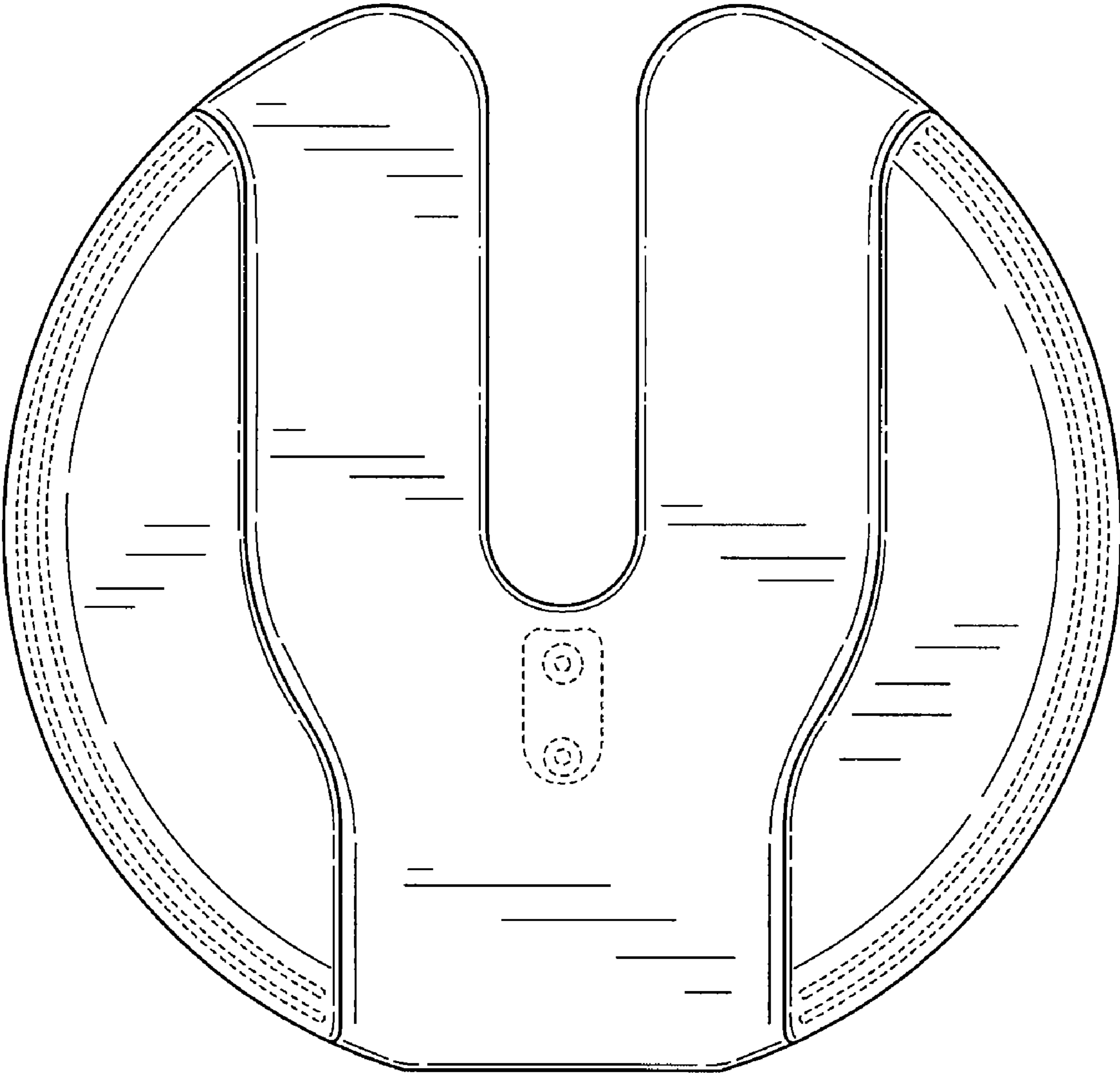


FIG.3

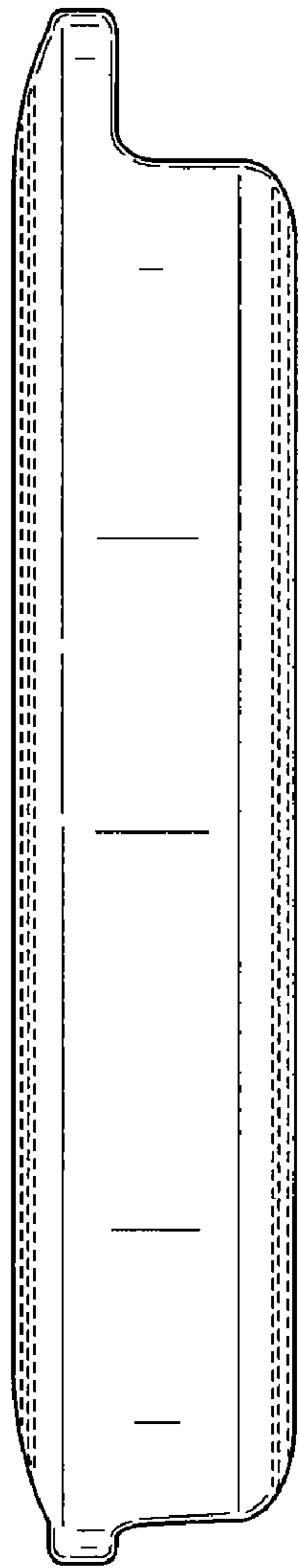


FIG.4

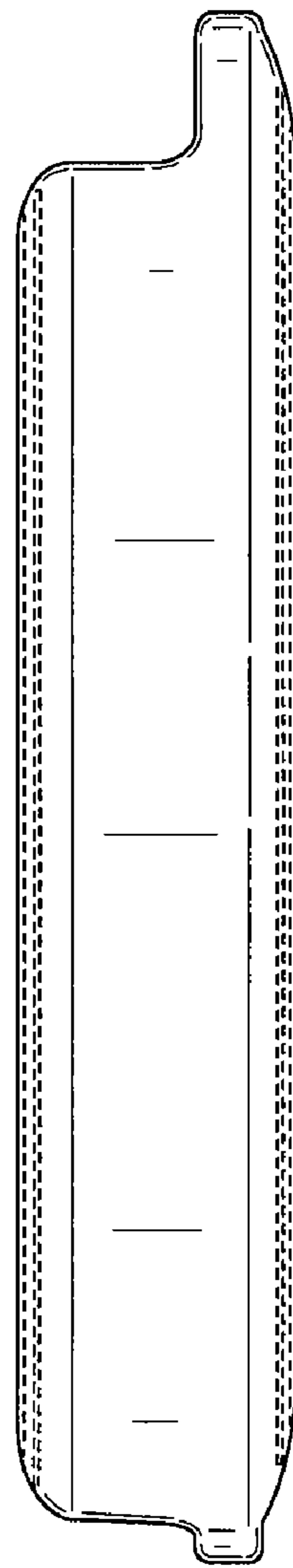


FIG.5

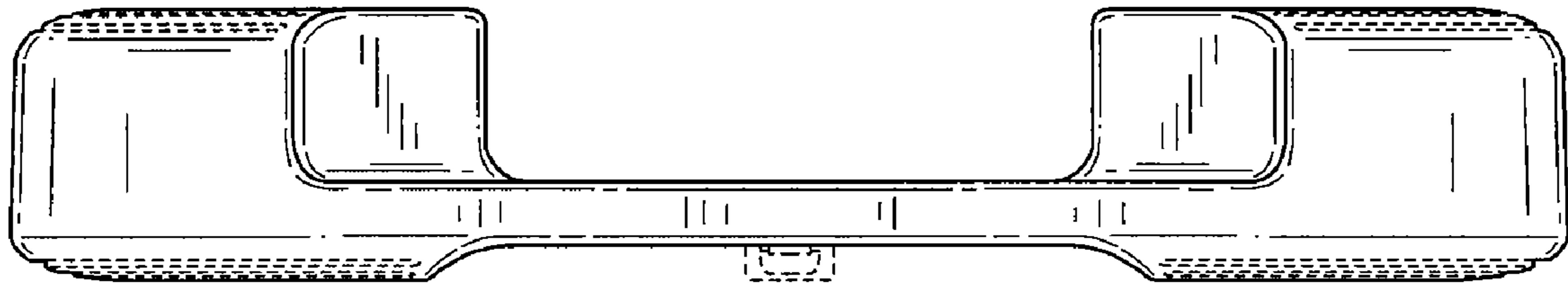


FIG. 6

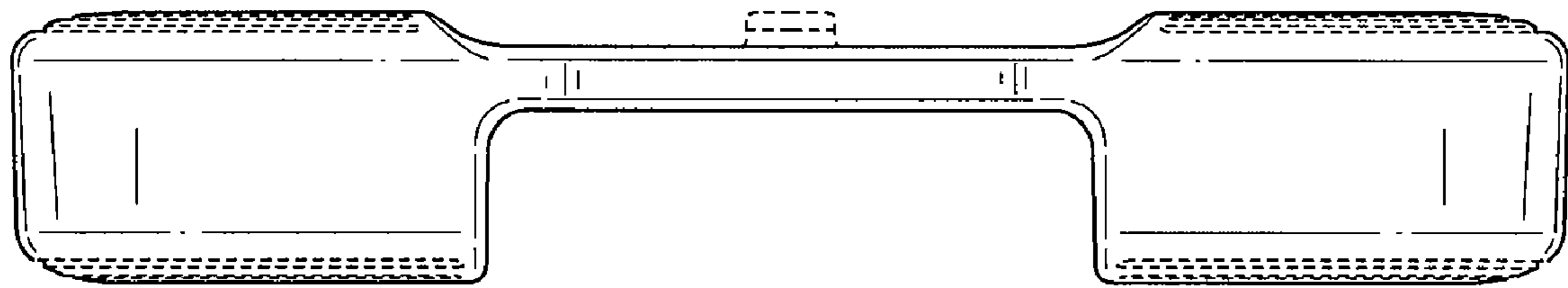


FIG. 7