



US00D617852S

(12) **United States Design Patent**
Fisher et al.

(10) **Patent No.:** **US D617,852 S**
(45) **Date of Patent:** **** Jun. 15, 2010**

(54) **ROTUND ACTION FIGURE**

D467,631 S * 12/2002 Keener D21/634

(76) Inventors: **Greg Fisher**, 5013 E. Washington St., Suite 230, Phoenix, AZ (US) 85034; **Stacy Crawford**, 724 N. Entrada St., Chandler, AZ (US) 85226; **Mark Fullerton**, 1864 N. Fremont St., #2, Chicago, IL (US) 60614; **Lee Fullerton**, 1864 N. Fremont St., #2, Chicago, IL (US) 60614

(**) Term: **14 Years**

(21) Appl. No.: **29/344,270**

(22) Filed: **Sep. 25, 2009**

(51) **LOC (9) Cl.** **21-01**

(52) **U.S. Cl.** **D21/634; D21/621**

(58) **Field of Classification Search** D21/578-583,
D21/621, 622; 446/268, 360, 361, 376, 379,
446/382-384

See application file for complete search history.

(56) **References Cited**

U.S. PATENT DOCUMENTS

3,531,891	A *	10/1970	Goldfarb et al.	446/303
D252,762	S *	8/1979	Rossi et al.	D21/637
D298,446	S *	11/1988	Bolger	D21/634
4,878,873	A *	11/1989	Yamaguchi et al.	446/321
D312,490	S *	11/1990	Ukisu	D21/590
D352,374	S *	11/1994	Kanedo	D21/634
5,545,072	A *	8/1996	Arad et al.	446/268
D390,894	S *	2/1998	Tatano	D21/634

OTHER PUBLICATIONS

“The Violator (Clown)” character from Spawn Comics, Spawn #1—May 1992, Todd McFarlane, Image Comics, “Top 100 Comic Book Villians of All Time”, IGN, website—comics.ign.com.*

“Let’s Talk Renewables,” from www.hi-energy.org.uk, publication date Autumn 2006, see characters on p. 8.

“The Incredibles,” characters, Disney/Pixar, from www.pixar.com/featurefilms/incredibles, copyright notice on webpage: 1995-2009, Internet results retrieved Dec. 9, 2009.

“Let’s Talk Renewables,” from www.hi-energy.org.uk, publication dated Spring 2007, see characters on p. 12.

* cited by examiner

Primary Examiner—Janice E Seeger

Assistant Examiner—Zenia I Bennett

(74) *Attorney, Agent, or Firm*—Snell & Wilmer L.L.P.

(57) **CLAIM**

The ornamental design for the rotund action figure, as shown.

DESCRIPTION

FIG. 1 is a perspective view of a rotund action figure showing an embodiment of our new design;

FIG. 2 is a front view of the rotund action figure of FIG. 1;

FIG. 3 is a back view of the rotund action figure of FIG. 1;


FIG. 4 is a left side view of the rotund action figure of FIG. 1;

FIG. 5 is a right side view of the rotund action figure of FIG. 1;

FIG. 6 is a top view of the rotund action figure of FIG. 1; and,

FIG. 7 is a bottom view of the rotund action figure of FIG. 1.

1 Claim, 7 Drawing Sheets






FIG. 1




FIG. 2




FIG. 3




FIG. 4




FIG. 5




FIG. 6

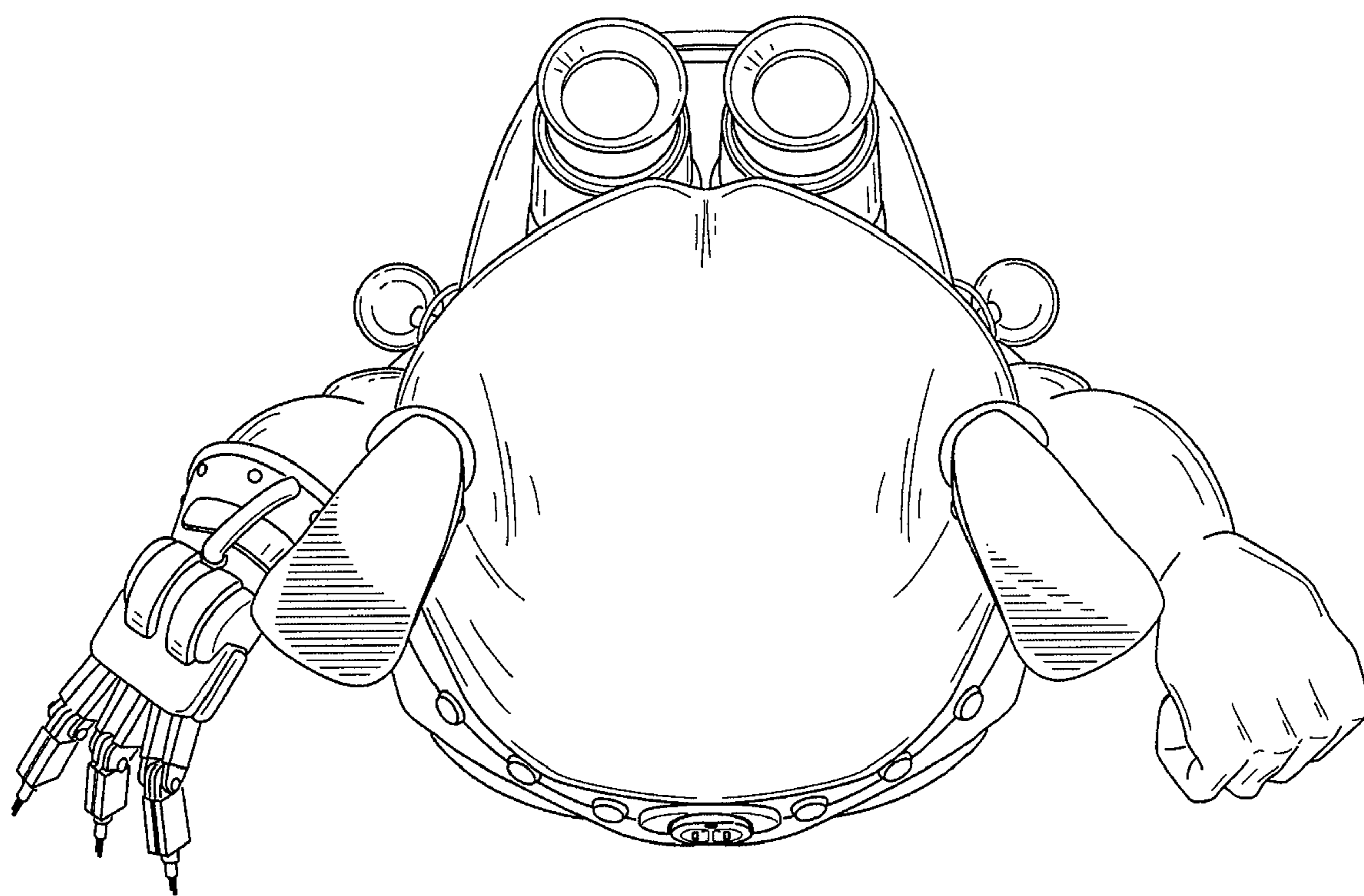


FIG. 7