



US00D617850S

(12) **United States Design Patent**
Langin-Hooper

(10) **Patent No.:** **US D617,850 S**
(45) **Date of Patent:** **** Jun. 15, 2010**

(54) **LOGIC PUZZLE**

(75) **Inventor:** **Jerry Joe Langin-Hooper**, Colorado Springs, CO (US)

(73) **Assignee:** **Dodek Puzzle, LLC**, Colorado Springs, CO (US)

(**) **Term:** **14 Years**

(21) **Appl. No.:** **29/313,868**

(22) **Filed:** **Feb. 18, 2009**

(51) **LOC (9) Cl.** **21-01**

(52) **U.S. Cl.** **D21/479**

(58) **Field of Classification Search** D21/300,
D21/372, 386, 478, 479, 468, 470; 273/276,
273/282.1, 283–285, 288–291, 146, 294,
273/153 R–153 J, 241; 434/96, 128, 208,
434/393, 403; 446/85, 115, 108, 124, 125
See application file for complete search history.

(56) **References Cited**

U.S. PATENT DOCUMENTS

1,532,875 A * 4/1925 Brown 273/294

(Continued)

FOREIGN PATENT DOCUMENTS

EM 001032338-0007 * 12/2008

Primary Examiner—Catherine Tuttle

(74) *Attorney, Agent, or Firm*—Linda Flewellen Gould

(57) **CLAIM**

The ornamental design for a logic puzzle, as shown and described.

DESCRIPTION

This design application is related to U.S. application Ser. No. 12/214,127 filed Jun. 16, 2008.

The patent or application file contains at least one drawing executed in color. Copies of this patent or patent application publication with color drawing(s) will be provided by the Office upon request and payment of the necessary fee.

FIG. 1 is a perspective view showing my new design for a logic puzzle with its twelve pieces separated, and wherein the five distinct colored regions within each pentagonal face are displayed;

FIG. 2 is another perspective view of the design with its pieces separated, showing the pyramidal configuration and uniform dark coloring of the portions behind the pentagonal faces;

FIG. 3 is a perspective view showing an alternate configuration of the design wherein eleven pieces are fit together and the twelfth is separated therefrom;

FIG. 4 is a perspective view showing a second alternate configuration of the design wherein two groups of six pieces are fit together;

FIG. 5 is a perspective view showing the design in a third alternate configuration, wherein a group of eight and a group of four pieces are fit together;

FIG. 6 is a perspective view showing the design in a fourth alternate configuration wherein a group of nine and a group of three pieces are fit together;

FIG. 7 is a perspective view showing the design in a fifth alternate configuration wherein all twelve pieces are fit together to form a twelve-sided dodecahedron;



FIG. 8 is a top view of FIG. 7;

FIG. 9 is a bottom view of FIG. 7; and,

FIG. 10 is a top view showing a sixth alternate configuration wherein the twelve pieces are fit together in a different order than shown in FIG. 9.

The word “DODEK” which is visible in FIG. 3 as a part of the claimed design, is a registered trademark of the applicant, Jerry Langin-Hooper.

1 Claim, 10 Drawing Sheets
(10 of 10 Drawing Sheet(s) Filed in Color)



US D617,850 S

Page 2

U.S. PATENT DOCUMENTS

2,839,841	A *	6/1958	Berry	434/278	4,600,199	A *	7/1986	Krell	273/153 S
3,280,230	A *	10/1966	Bradshaw, Jr. et al.	264/448	4,723,382	A *	2/1988	Lalvani	52/81.1
3,605,324	A *	9/1971	Adams	446/431	4,836,787	A *	6/1989	Boo	434/403
3,750,307	A *	8/1973	Phillips et al.	434/174	5,407,201	A *	4/1995	Whitehurst	273/157 R
4,067,580	A *	1/1978	Tzeng	273/156	5,411,262	A *	5/1995	Smith	273/157 R
4,416,453	A *	11/1983	Sasso	273/155	5,823,530	A *	10/1998	Yang	273/153 S
4,558,866	A *	12/1985	Alford	273/153 S	6,120,027	A *	9/2000	Frankel et al.	273/236
						2005/0014112	A1 *	1/2005	Fentress	434/211

* cited by examiner




Figure 1




Figure 2




Figure 3




Figure 4




Figure 5




Figure 6




Figure 7




Figure 8



Figure 9




Figure 10