



US00D617833S

(12) **United States Design Patent**
Park

(10) **Patent No.:** **US D617,833 S**

(45) **Date of Patent:** **** Jun. 15, 2010**

(54) **COLORED PAPER PENCIL**

(76) **Inventor:** **Gil-seo Park**, 20280 S. Vermont Ave.,
Suite 200, Torrance, CA (US) 90502

(**) **Term:** **14 Years**

(21) **Appl. No.:** **29/335,446**

(22) **Filed:** **Apr. 15, 2009**

(51) **LOC (9) Cl.** **19-06**

(52) **U.S. Cl.** **D19/45**

(58) **Field of Classification Search** D19/35,
D19/36, 41-51, 53-57; 24/11 F, 11 P, 11 R;
401/52, 99, 100, 104-109, 192, 195, 196;
D14/411

See application file for complete search history.

(56) **References Cited**

U.S. PATENT DOCUMENTS

703,304	A *	6/1902	Rakestraw	401/97
840,372	A *	1/1907	Reckendorfer	15/105.51
944,934	A *	12/1909	Allen	30/123
945,026	A *	1/1910	Faust	401/7
1,206,683	A *	11/1916	Drake	401/52
1,322,966	A *	11/1919	Sinclair	242/588.1
1,942,283	A *	1/1934	Hale	15/105.51
2,067,466	A *	1/1937	Thomas	401/96
2,086,657	A *	7/1937	Alford	15/427
2,252,463	A *	8/1941	Jackley	15/431
2,287,703	A *	6/1942	Nyberg et al.	30/123
2,297,806	A *	10/1942	Smith	211/69.1
2,497,418	A *	2/1950	Schroeder, Jr.	401/48

2,498,105	A *	2/1950	Dolan	401/48
2,670,221	A *	2/1954	Wellendorf	281/51
2,767,496	A *	10/1956	Arnold et al.	40/335
2,954,628	A *	10/1960	Baldwin et al.	40/538
5,468,083	A *	11/1995	Chesar	401/6
6,217,245	B1 *	4/2001	El-Fakir et al.	401/195
D465,239	S *	11/2002	El-Fakir et al.	D19/51
6,599,045	B1 *	7/2003	Kolb	401/52
6,752,555	B2 *	6/2004	Geddes et al.	401/6
D507,018	S *	7/2005	Martzolff	D19/50
D508,529	S *	8/2005	Martzolff	D19/51

* cited by examiner

Primary Examiner—Elizabeth A Albert

(74) *Attorney, Agent, or Firm*—John K. Park; Park Law Firm

(57) **CLAIM**

The ornamental design for colored paper pencil, as shown and described.

DESCRIPTION

FIG. 1 is a front view of a colored paper pencil showing my new design;

FIG. 2 is a rear view thereof;

FIG. 3 is a left side view thereof;


FIG. 4 is a right side view thereof;

FIG. 5 is a top plan view thereof;

FIG. 6 is a bottom plan view thereof; and,

FIG. 7 is an enlarged partial rear view thereof.

1 Claim, 4 Drawing Sheets






FIG. 1



FIG. 2




FIG. 3

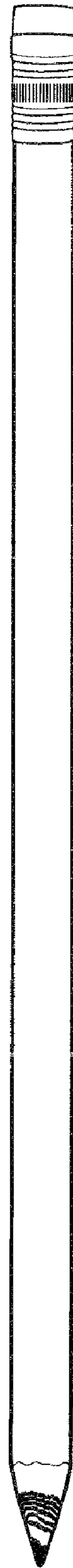


FIG. 4

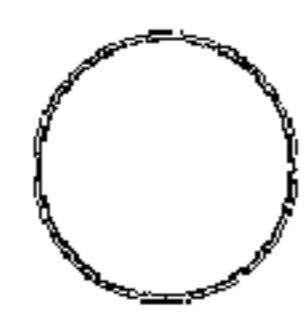


FIG. 5



FIG. 6




FIG. 7