



US00D617826S

(12) **United States Design Patent**
Waters

(10) **Patent No.:** **US D617,826 S**

(45) **Date of Patent:** **** Jun. 15, 2010**

(54) **LIGHTED EYEGLASSES**

(76) **Inventor:** **Michael Waters**, 213 W. Main St., West
Dundee, CO (US) 60118

(**) **Term:** **14 Years**

(21) **Appl. No.:** **29/353,829**

(22) **Filed:** **Jan. 14, 2010**

(51) **LOC (9) Cl.** **16-06**

(52) **U.S. Cl.** **D16/309**

(58) **Field of Classification Search** D16/101,
D16/300-342; D29/109-110; D24/110.2;
351/41, 44, 51-52, 62, 158, 92, 103-123,
351/140, 153, 45-46; 2/426-432, 447-449,
2/441, 434-437, 13, 15; D21/483, 659-661
See application file for complete search history.

(56) **References Cited**

U.S. PATENT DOCUMENTS

4,959,760	A *	9/1990	Wu	362/105
D349,123	S *	7/1994	Cooley et al.	D16/309
5,722,762	A *	3/1998	Soll	362/105
5,946,071	A *	8/1999	Feldman	351/41
D420,035	S *	2/2000	Hartman	D16/325
D428,431	S *	7/2000	Jordan	D16/309
6,612,695	B2 *	9/2003	Waters	351/158
D484,905	S *	1/2004	Waters	D16/330
7,104,670	B2 *	9/2006	Waters	362/200
D553,177	S *	10/2007	Chen	D16/326

D568,922	S *	5/2008	Anderl	D16/326
D600,738	S *	9/2009	Su et al.	D16/300
D611,086	S *	3/2010	Meng-Suen	D16/309

* cited by examiner

Primary Examiner—Raphael Barkai

(74) *Attorney, Agent, or Firm*—Fitch, Even, Tabin &
Flannery

(57) **CLAIM**

I claim the ornamental design for lighted eyeglasses, as
shown and described.

DESCRIPTION

FIG. 1 is a perspective view of the lighted eyeglasses accord-
ing to my new design;

FIG. 2 is a front elevational view of the lighted eyeglasses of
FIG. 1;

FIG. 3 is a rear elevational view of the lighted eyeglasses of
FIG. 1;

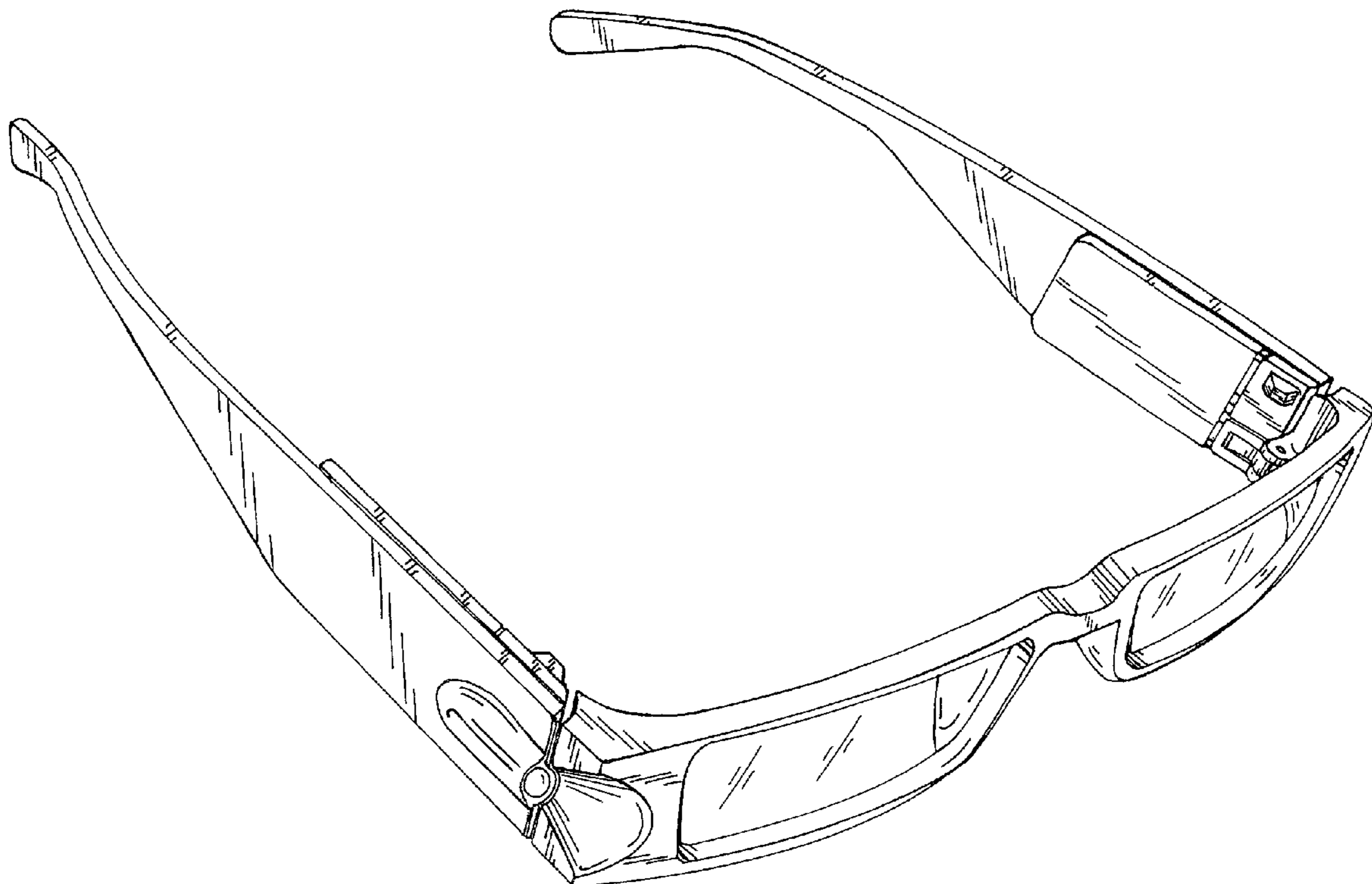
FIG. 4 is a top plan view of the lighted eyeglasses of FIG. 1;

FIG. 5 is a bottom plan view of the lighted eyeglasses of FIG.
1;

FIG. 6 is a left side elevational view of the lighted eyeglasses
of FIG. 1; and,

FIG. 7 is a right side elevational view of the lighted eyeglasses
of FIG. 1.

1 Claim, 5 Drawing Sheets



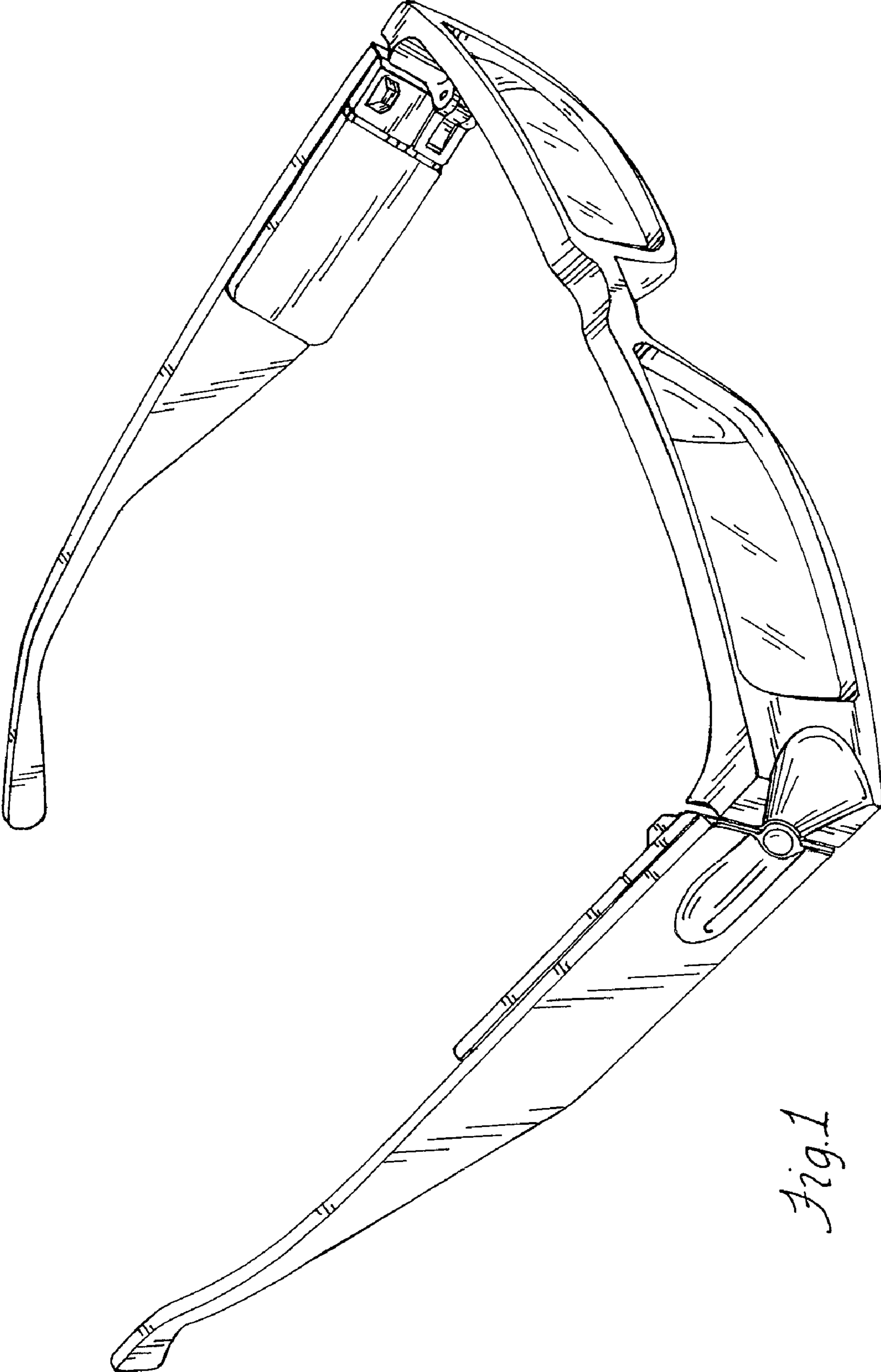


Fig. 1

Fig. 2

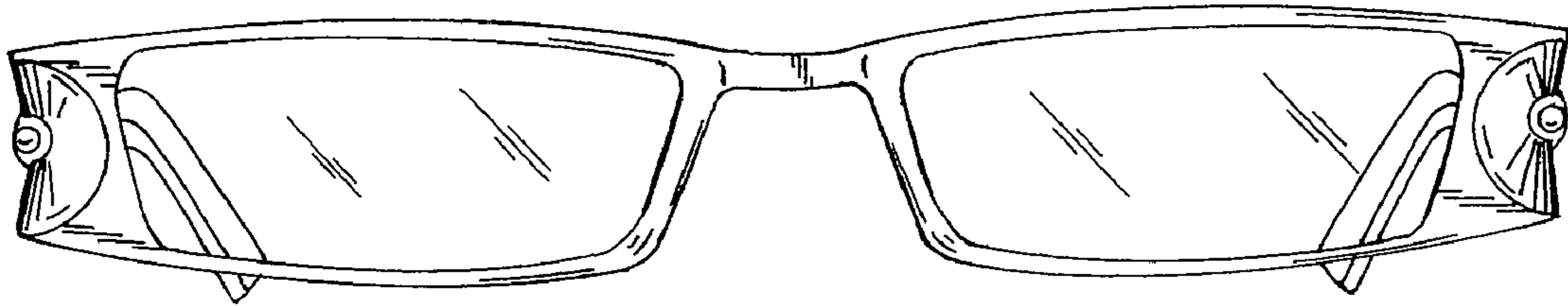


Fig 3

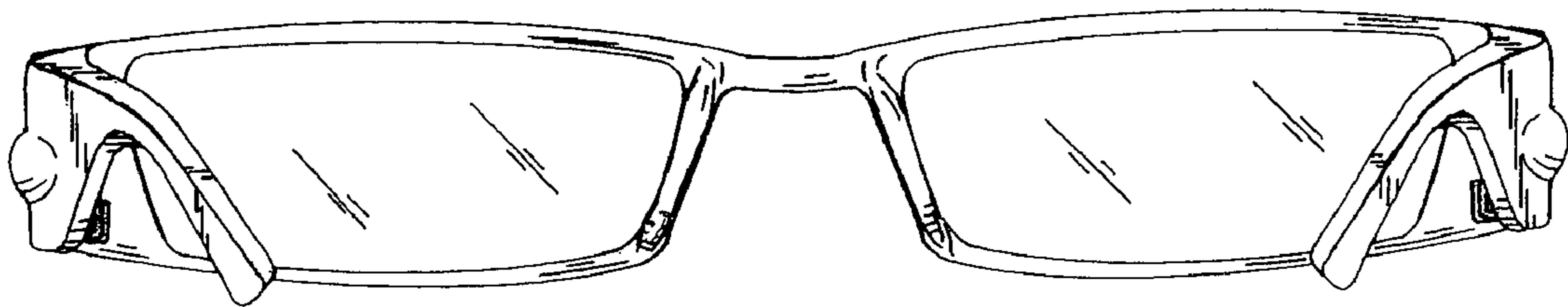


Fig. 4

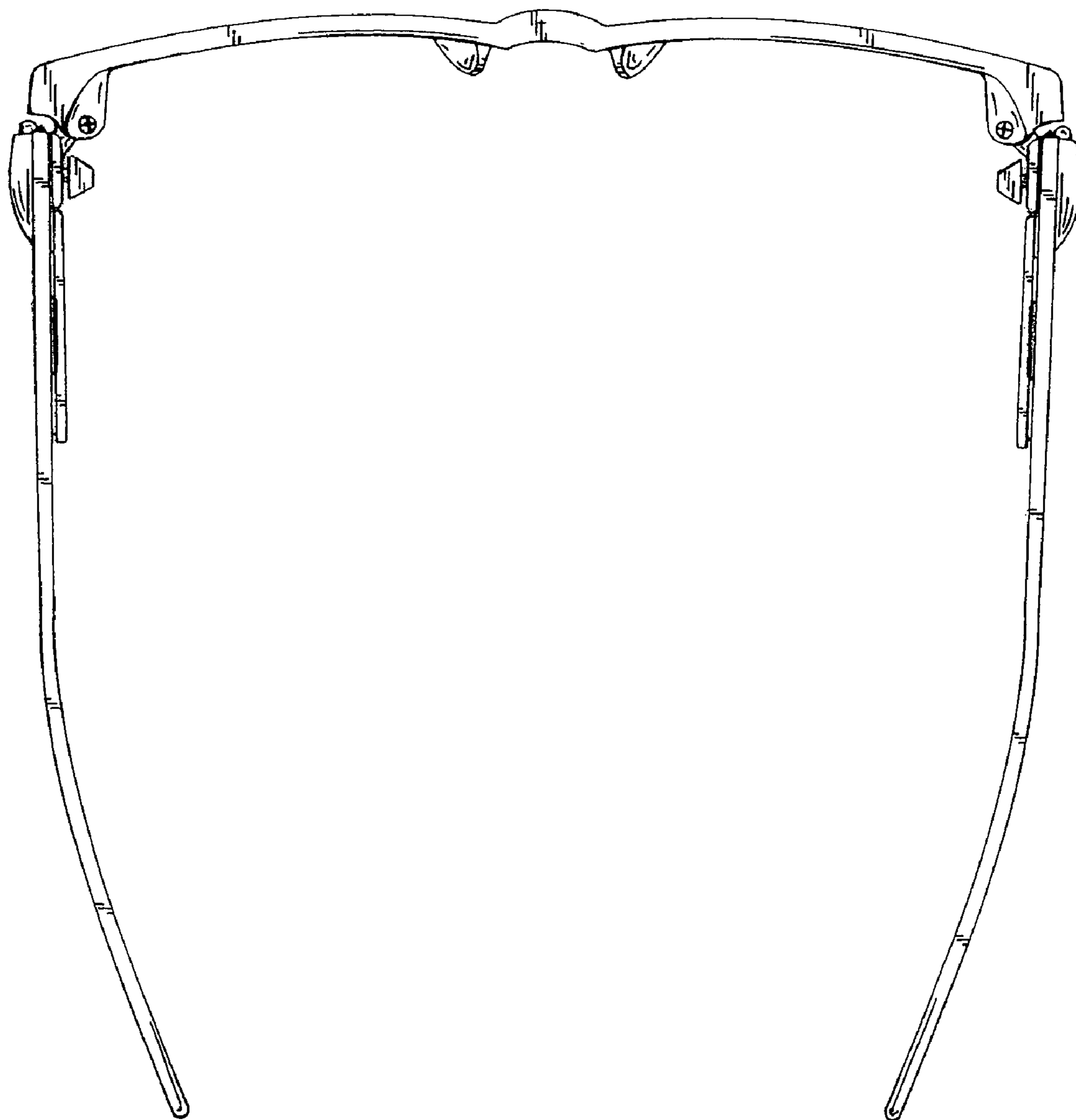


Fig. 5

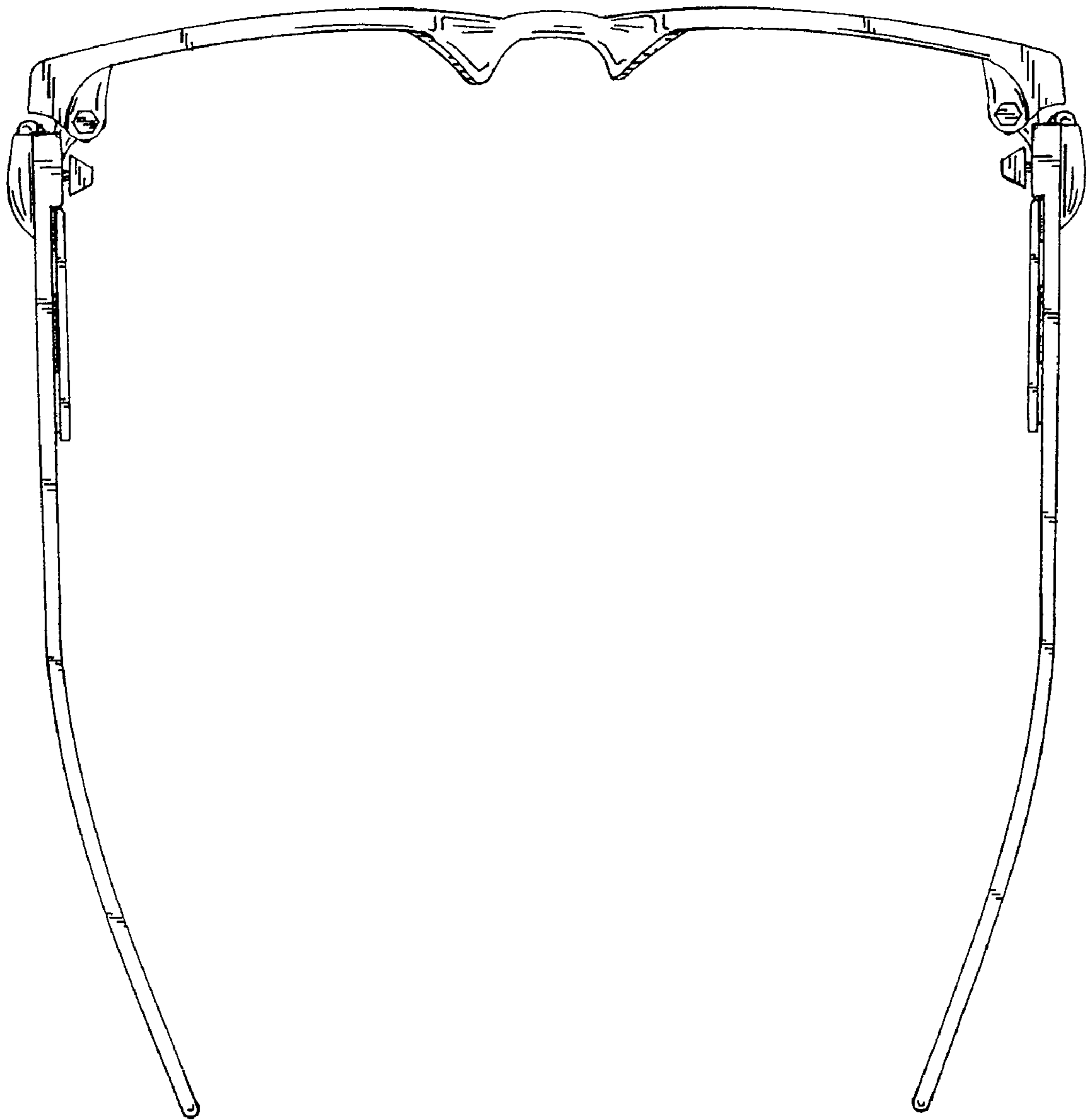


Fig. 6

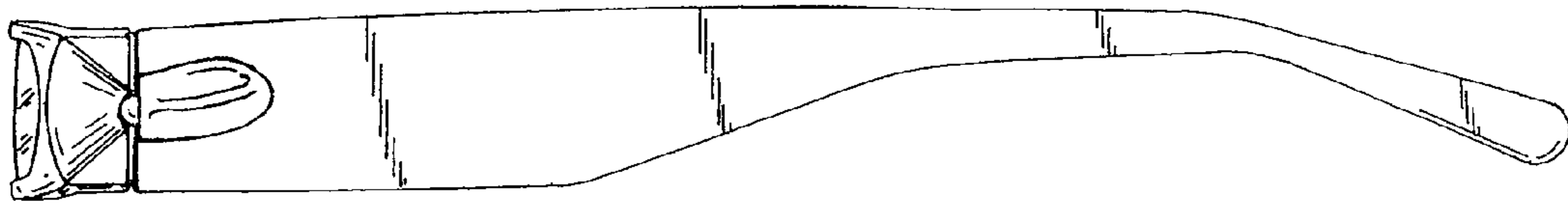


Fig. 7

