



US00D617820S

(12) **United States Design Patent**
Hahn

(10) **Patent No.:** **US D617,820 S**
(45) **Date of Patent:** **** Jun. 15, 2010**

(54) **CARCASS POLISHING WHIP**
(76) **Inventor:** **Nicholas R. Hahn**, 17363 Wood Drift Dr., West Olive, MI (US) 49460

Primary Examiner—Adir Aronovich
(74) *Attorney, Agent, or Firm*—The Watson I.P. Group, PLC; Jovan N. Jovanovic; Vladan M. Vasiljevic

(**) **Term:** **14 Years**

(57) **CLAIM**

(21) **Appl. No.:** **29/312,158**

The ornamental design for a carcass polishing whip, as shown and described.

(22) **Filed:** **Oct. 2, 2008**

(51) **LOC (9) Cl.** **15-09**

(52) **U.S. Cl.** **D15/139**

(58) **Field of Classification Search** D15/139;
452/81, 93, 94, 95, 97, 87

See application file for complete search history.

DESCRIPTION

(56) **References Cited**

U.S. PATENT DOCUMENTS

2,604,656	A *	7/1952	Anderson et al.	452/97
2,758,334	A *	8/1956	Adams, Jr. et al.	452/97
3,124,832	A *	3/1964	Kravetz et al.	452/93
4,570,297	A *	2/1986	Nijhuis	452/97
4,907,317	A *	3/1990	Radovic et al.	452/97
5,049,109	A *	9/1991	Radovic et al.	452/97
5,569,066	A *	10/1996	Meier et al.	452/93
7,381,124	B1 *	6/2008	Hahn	452/97
7,387,565	B1 *	6/2008	Griffiths et al.	452/87
2009/0149121	A1 *	6/2009	Meier et al.	452/93

* cited by examiner

FIG. 1 of the drawings is a top plan view of the carcass polishing whip, showing, in particular the ornamental design thereof;

FIG. 2 of the drawings is a bottom plan view thereof;

FIG. 3 of the drawings is a front elevational view thereof;

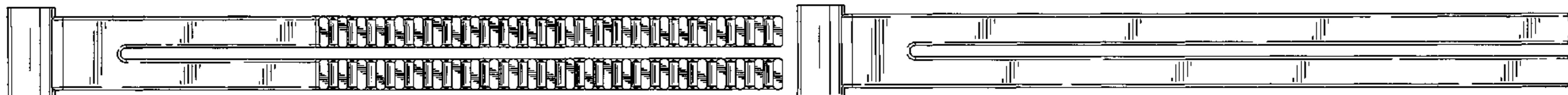
FIG. 4 of the drawings is a rear elevational view thereof;

FIG. 5 of the drawings is a left side elevational view thereof; and,

FIG. 6 of the drawings is a right side elevational view thereof.

The inner circular portions in FIGS. 3 and 4 shown in broken lines are for illustrative purposes only and form no part of the claimed design.

1 Claim, 2 Drawing Sheets



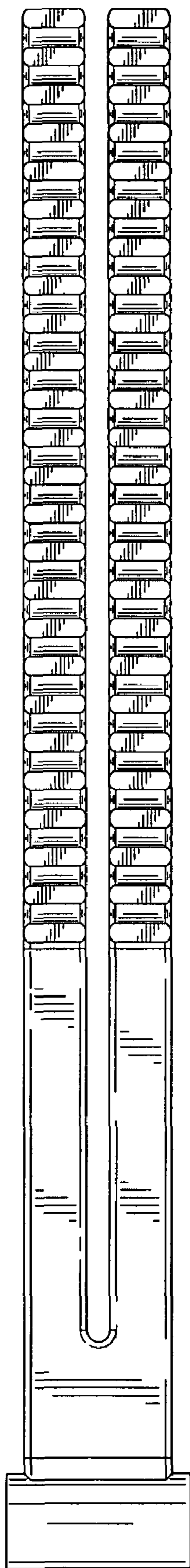


FIG. 1

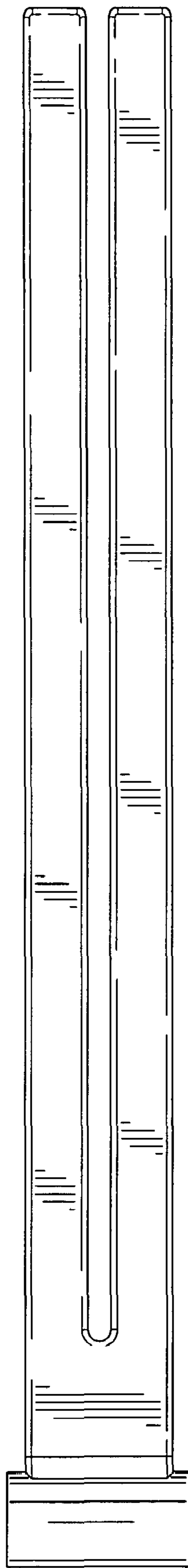


FIG. 2

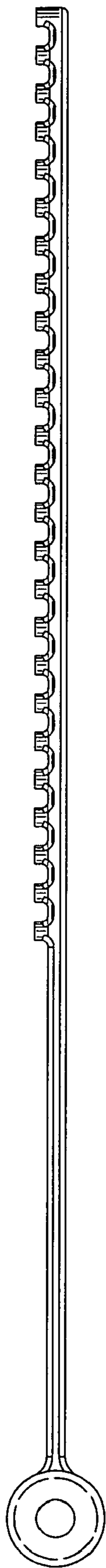


FIG. 3

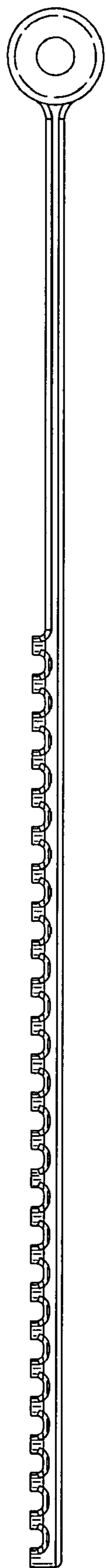


FIG. 4

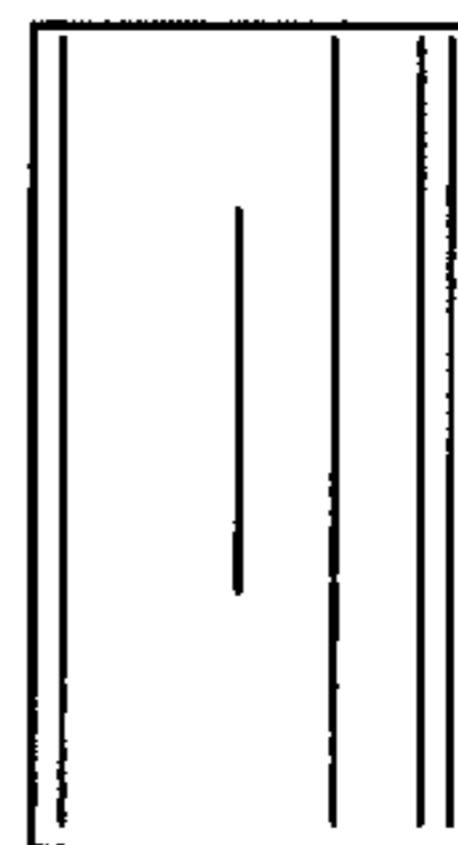


FIG. 5

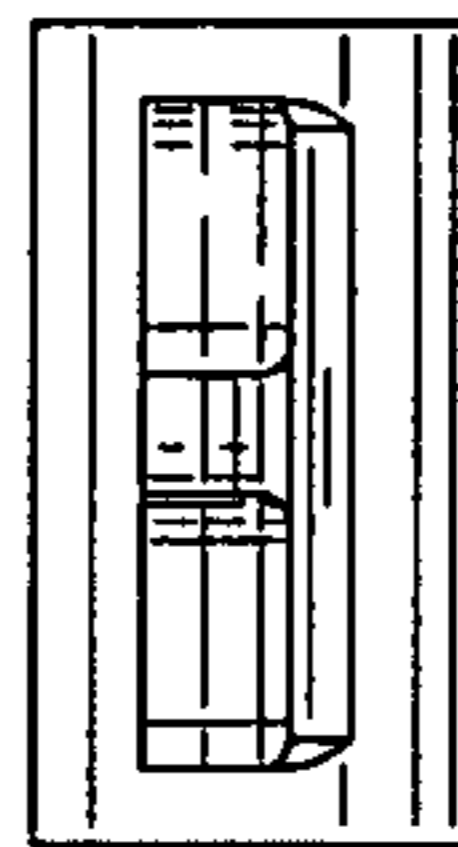


FIG. 6