



US00D617817S

(12) **United States Design Patent**
Brockway

(10) **Patent No.:** **US D617,817 S**
(45) **Date of Patent:** **** Jun. 15, 2010**

(54) **TETRA-HEX INVERSION COMPACTION CLEAT**

(75) Inventor: **Robert John Brockway**, Scottsboro, AL (US)

(73) Assignee: **Terra Compactor Wheel Corp.**, Scottsboro, AL (US)

(**) Term: **14 Years**

(21) Appl. No.: **29/350,416**

(22) Filed: **Nov. 17, 2009**

(51) **LOC (9) Cl.** **15-03**

(52) **U.S. Cl.** **D15/28; D15/29; D15/20**

(58) **Field of Classification Search** D15/20, D15/21, 28, 29; D12/604; 404/121, 90, 404/124; 301/43, 44.1-44.6; 172/122, 540, 172/554

See application file for complete search history.

(56) **References Cited**

U.S. PATENT DOCUMENTS

3,650,185	A *	3/1972	Takata	404/121
3,891,341	A *	6/1975	Trainor et al.	404/121
4,074,942	A *	2/1978	Cochran	404/121
4,481,728	A *	11/1984	Mulder et al.	37/452
4,668,122	A *	5/1987	Riddle	404/121
4,919,566	A *	4/1990	Caron et al.	404/121
H946	H *	8/1991	Lonn	404/121
5,217,321	A *	6/1993	Corcoran et al.	404/121
5,217,322	A *	6/1993	Corcoran et al.	404/121
D338,677	S *	8/1993	Corcoran et al.	D15/28
D338,898	S *	8/1993	Corcoran et al.	D15/28
D359,054	S *	6/1995	Gale et al.	D15/20
5,581,914	A *	12/1996	Sinykin	37/223
D379,630	S *	6/1997	Brockway	D15/29
5,676,493	A *	10/1997	Brockway	405/271
5,687,799	A *	11/1997	Greenfield et al.	172/540
6,042,192	A *	3/2000	Brockway	301/43

D430,172	S *	8/2000	Kesavan	D15/28
6,273,516	B1 *	8/2001	Brockway	301/43
D453,940	S *	2/2002	McCartney	D15/28
D476,018	S *	6/2003	Hayashi et al.	D15/28
6,632,045	B1	10/2003	McCartney		
6,652,186	B2 *	11/2003	Bierwith	404/124
6,991,401	B1 *	1/2006	Caron	404/124
7,108,452	B2 *	9/2006	Caron et al.	404/124
7,163,354	B2 *	1/2007	Runestad	404/129
D538,828	S *	3/2007	Stern	D15/28
7,198,333	B1 *	4/2007	Freeman	301/43
2002/0048489	A1 *	4/2002	Caron et al.	404/124
2003/0063951	A1 *	4/2003	Bierwith	404/124
2004/0033107	A1 *	2/2004	Caron et al.	404/124
2009/0045669	A1 *	2/2009	McPhail et al.	301/43

* cited by examiner

Primary Examiner—Mark A Goodwin

(74) *Attorney, Agent, or Firm*—Ziolkowski Patent Solutions Group, SC

(57) **CLAIM**

The ornamental design for a tetra-hex inversion compaction cleat, as shown and described.

DESCRIPTION

FIG. 1 is a perspective view of a compaction cleat in accordance with an embodiment of the present invention.

FIG. 2 is a side elevational view of the compaction cleat of FIG. 1.

FIG. 3 is an end elevational view of the compaction cleat of FIG. 1.

FIG. 4 is a top plan view of the compaction cleat of FIG. 1; and,

FIG. 5 is a bottom plan view of the compaction cleat of FIG. 1.

Any broken lines shown in all figures are for illustrative purposes only and form no part of the claimed design.

1 Claim, 3 Drawing Sheets




FIG. 1

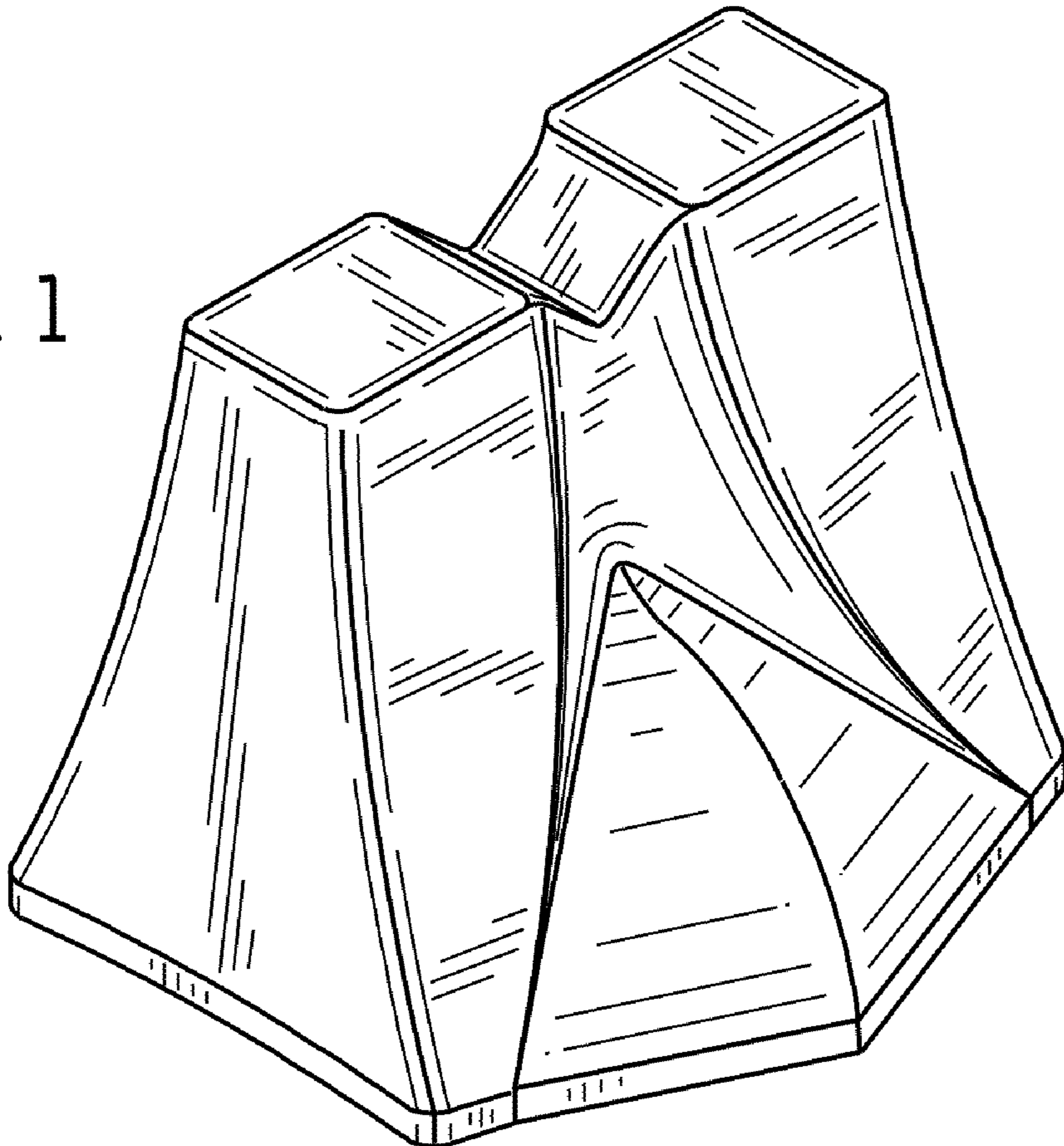



FIG. 2



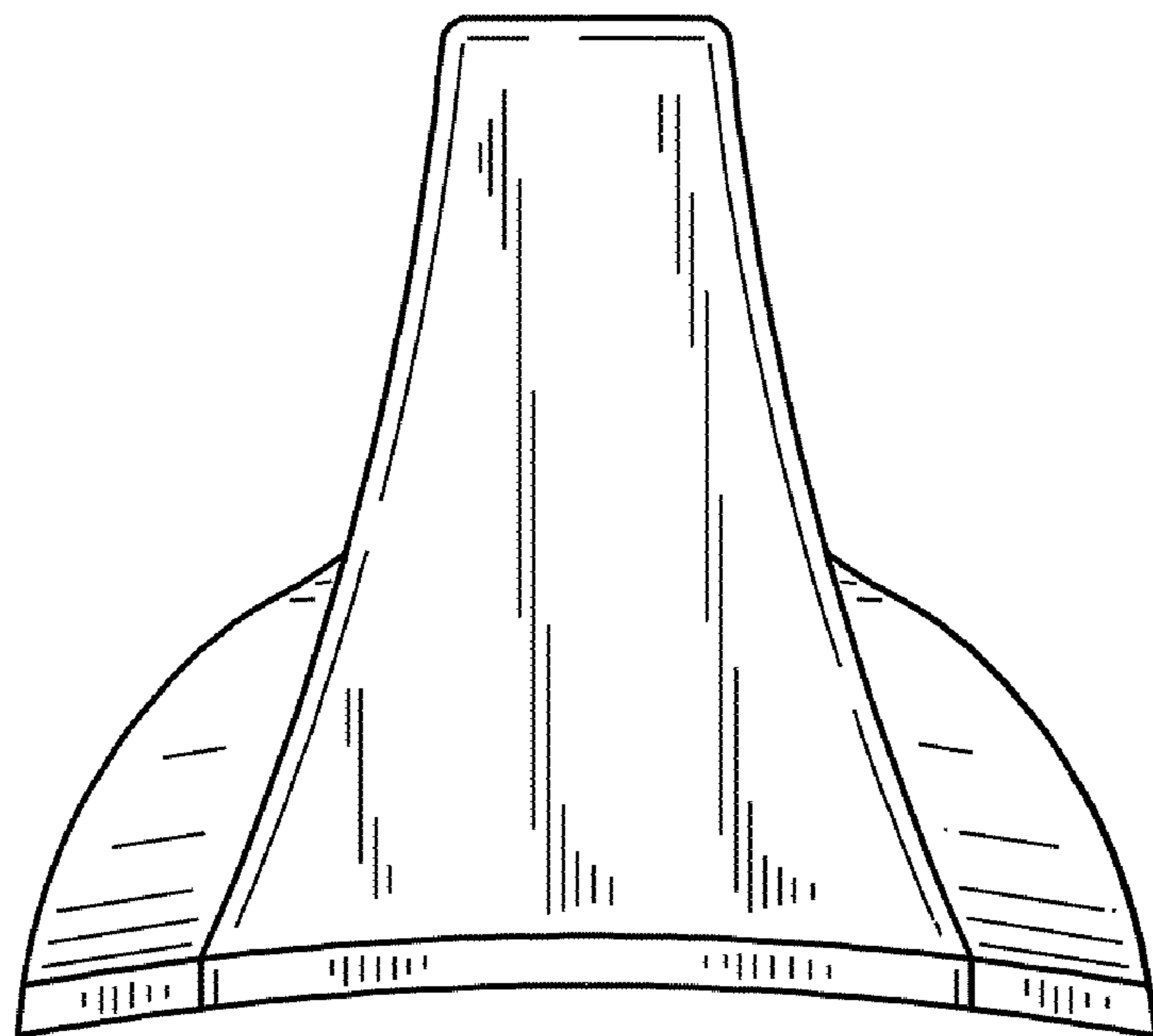


FIG. 3

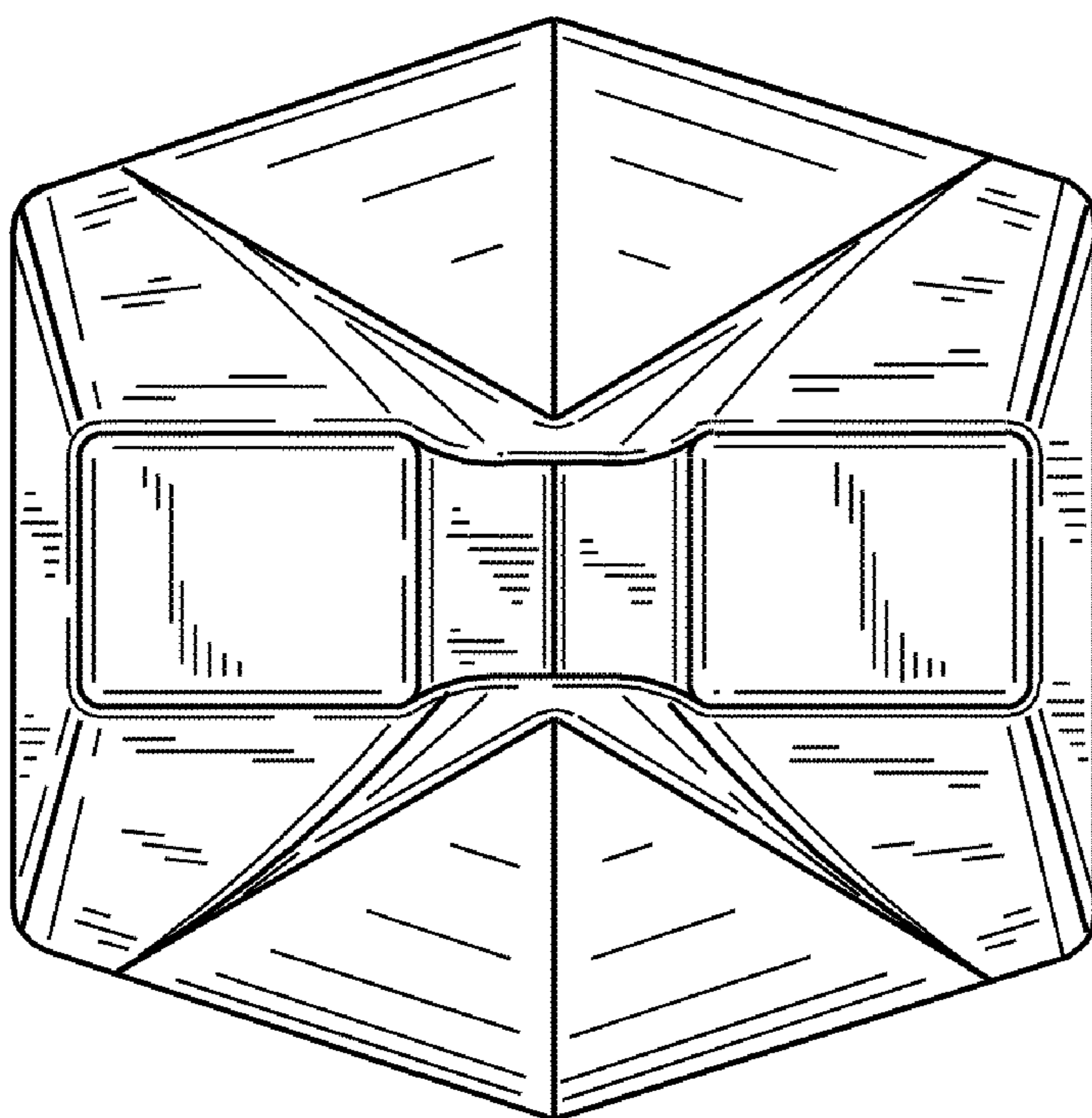


FIG. 4

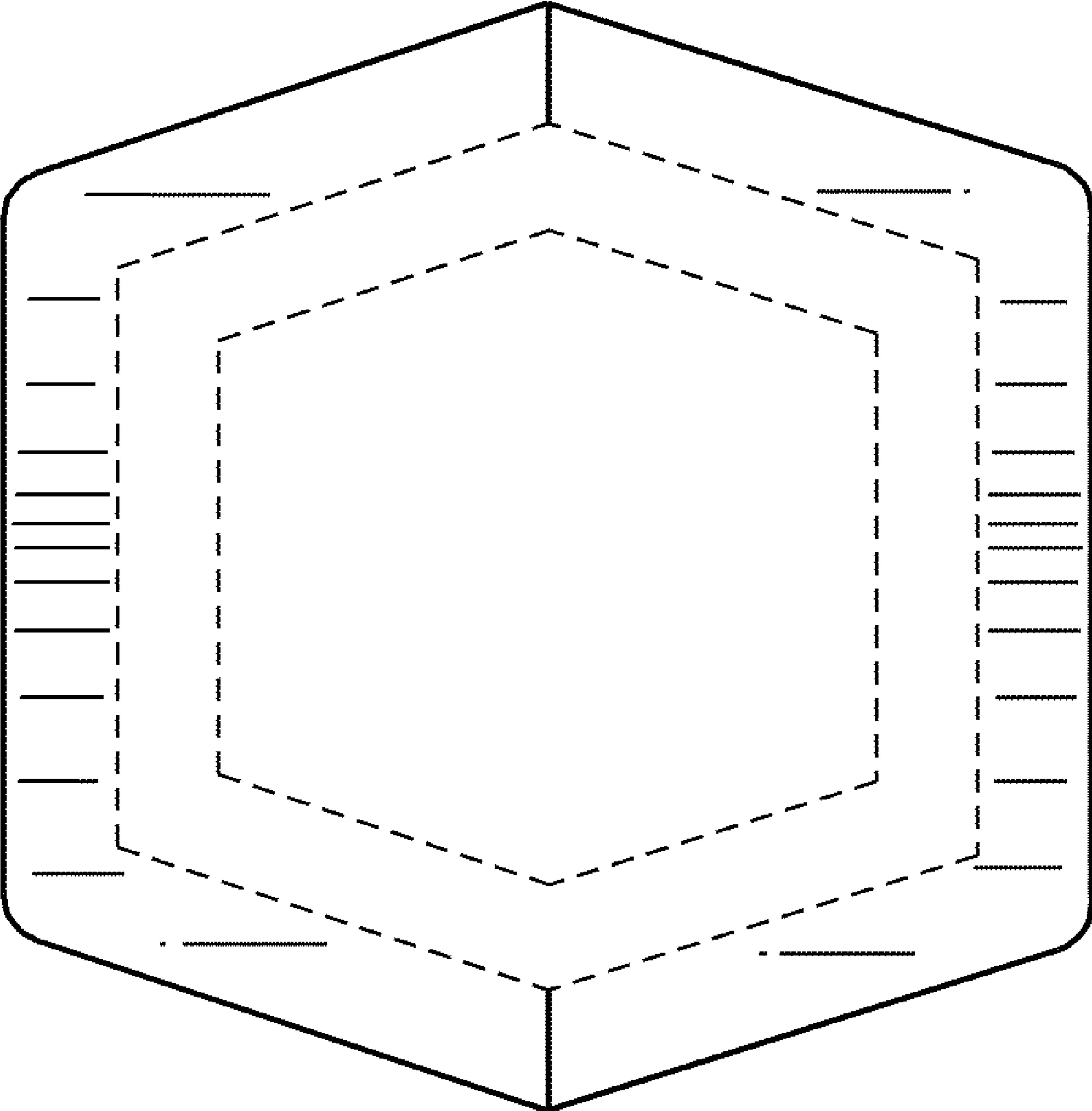


FIG. 5