



US00D617798S

(12) **United States Design Patent**
Liu

(10) **Patent No.:** **US D617,798 S**
(45) **Date of Patent:** **** Jun. 15, 2010**

(54) **STYLUS**

(75) Inventor: **Hang Liu**, Beijing (CN)

(73) Assignee: **Nokia Corporation**, Espoo (FI)

(**) Term: **14 Years**

(21) Appl. No.: **29/329,993**

(22) Filed: **Dec. 24, 2008**

(51) **LOC (9) Cl.** **14-02**

(52) **U.S. Cl.** **D14/411**

(58) **Field of Classification Search** D8/61;
D14/411; D19/35, 36, 41-51, 54-58; 401/55,
401/99, 100, 104-107, 196, 197, 202, 208,
401/209, 213, 192, 195, 243; 708/107; 345/179,
345/173; 178/19.01; 700/94
See application file for complete search history.

(56) **References Cited**

U.S. PATENT DOCUMENTS

| | | | | |
|---------------|---------|------------|-------|---------|
| D195,924 S * | 8/1963 | Perlmitter | | D19/45 |
| D235,174 S * | 5/1975 | Gardner | | D3/18 |
| 4,706,995 A * | 11/1987 | Dopp | | 281/42 |
| 4,732,504 A * | 3/1988 | Telli | | 401/209 |
| D322,811 S * | 12/1991 | Isern | | D19/36 |
| D324,879 S * | 3/1992 | Morgan | | D19/36 |
| D332,113 S * | 12/1992 | Yates | | D19/34 |
| D367,497 S * | 2/1996 | Goetz | | D19/43 |

| | | | | |
|---------------|--------|---------------|-------|---------|
| 5,897,261 A * | 4/1999 | Goetz | | 401/6 |
| D429,499 S * | 8/2000 | Mershon | | D19/36 |
| D500,518 S * | 1/2005 | Fraser et al. | | D19/36 |
| D500,790 S * | 1/2005 | Jaakkola | | D19/43 |
| D543,984 S * | 6/2007 | Riou | | D14/411 |
| D585,862 S | 2/2009 | Holmung | | |

* cited by examiner

Primary Examiner—Cathron C Brooks

Assistant Examiner—Austin Murphy

(74) *Attorney, Agent, or Firm*—Banner & Witcoff, Ltd.

(57) **CLAIM**

The ornamental design for a stylus, as shown and described.

DESCRIPTION

FIG. 1 is a front perspective view of a first stylus showing my new design;

FIG. 2 is a front view thereof;

FIG. 3 is a rear view thereof;

FIG. 4 is a right side view thereof;

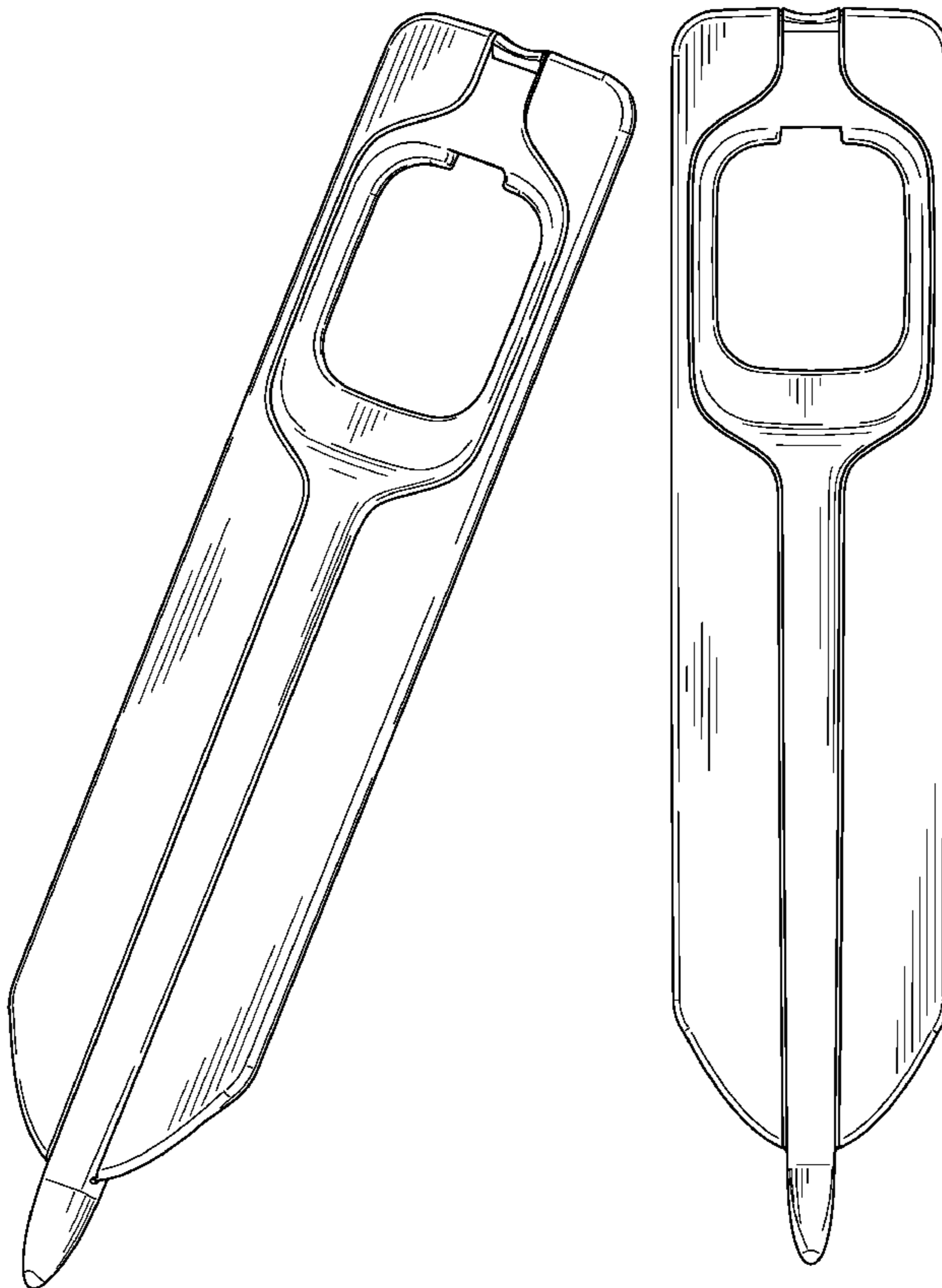
FIG. 5 is a left side view thereof;

FIG. 6 is a top view thereof;

FIG. 7 is a bottom view thereof; and,

FIG. 8 is a rear perspective view thereof.

1 Claim, 4 Drawing Sheets



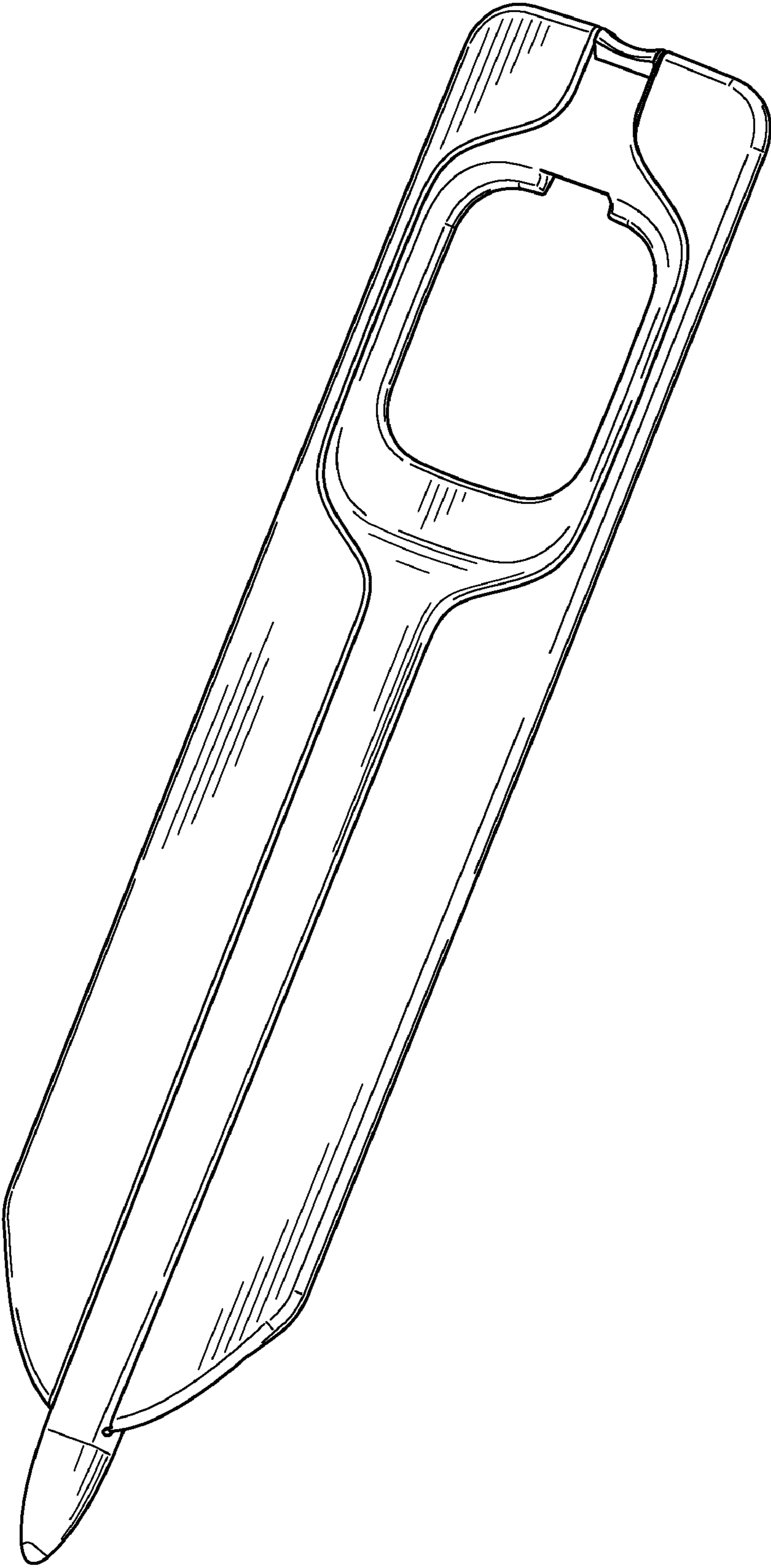


FIG. 1




FIG. 2

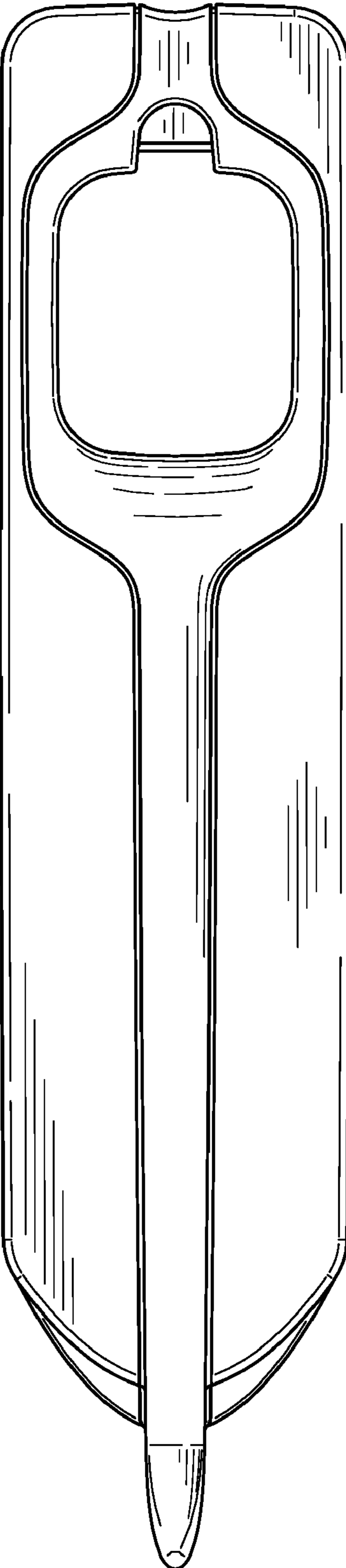


FIG. 3

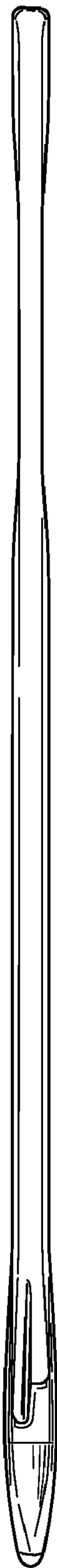


FIG. 4

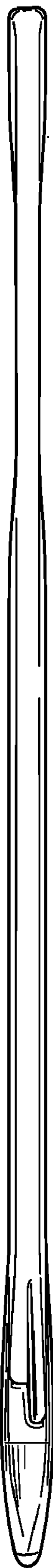


FIG. 5



FIG. 6



FIG. 7

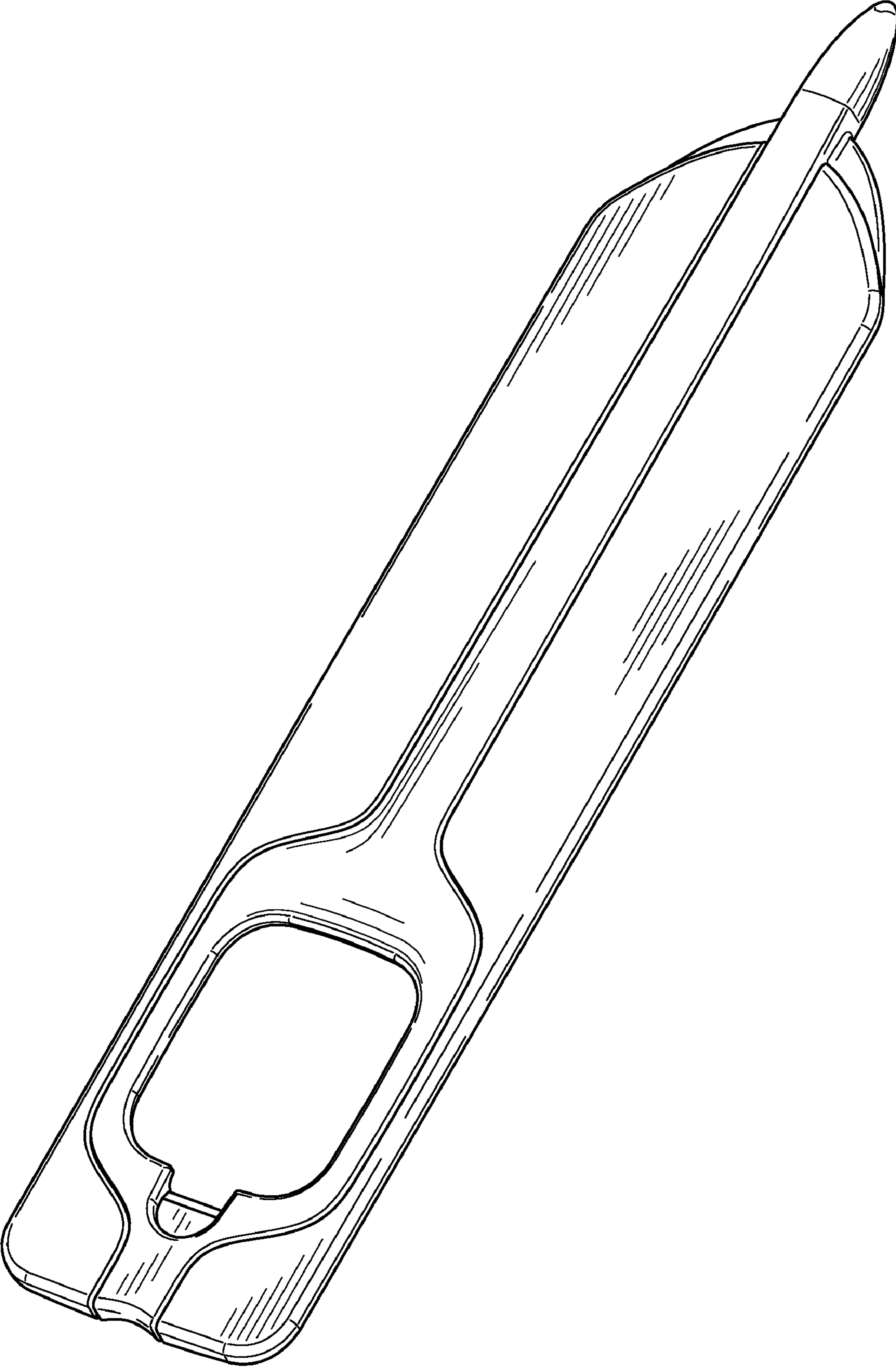


FIG. 8