



US00D617796S

(12) **United States Design Patent**
Ando

(10) **Patent No.:** **US D617,796 S**
(45) **Date of Patent:** **** Jun. 15, 2010**

(54) **STYLUS PEN WITH MICROPHONE AND CAMERA**

D462,356 S * 9/2002 Ono et al. D14/411
D530,372 S * 10/2006 Sugino et al. D19/36
D582,979 S * 12/2008 Leibbeck D19/48
D596,230 S * 7/2009 Tan D19/43

(75) Inventor: **Toshiya Ando**, Tokyo (JP)

(73) Assignees: **Tokyo Electron Limited**, Tokyo (JP);
X-Style Inc., Tokyo (JP)

(**) Term: **14 Years**

(21) Appl. No.: **29/315,130**

(22) Filed: **May 27, 2009**

(30) **Foreign Application Priority Data**

Nov. 28, 2008 (JP) 2008-030517

(51) **LOC (9) Cl.** **14-02**

(52) **U.S. Cl.** **D14/411**

(58) **Field of Classification Search** D8/61;
D14/411, 223-229; D19/35, 36, 41-51,
D19/54-58; 401/55, 99, 100, 104-107, 196,
401/197, 202, 208, 209, 213, 192, 195, 243;
708/107; 345/179, 173; 178/19.01; 700/94
See application file for complete search history.

(56) **References Cited**

U.S. PATENT DOCUMENTS

D230,403 S * 2/1974 Englund D14/431
D294,263 S * 2/1988 Rodgers et al. D14/411
D344,936 S * 3/1994 Gilpin et al. D14/431
D356,306 S * 3/1995 Ady et al. D14/411
D389,131 S * 1/1998 Nagaoka D14/431
D395,875 S * 7/1998 Aiken et al. D14/411

* cited by examiner

Primary Examiner—Cathron C Brooks

Assistant Examiner—Austin Murphy

(74) *Attorney, Agent, or Firm*—Fross Zelnick Lehrman &
Zissu, P.C.; Lawrence E. Apolzon, Esq.

(57) **CLAIM**

The ornamental design for a stylus pen with microphone and camera, as shown and described.

DESCRIPTION

FIG. 1 is a front perspective view of a pen showing my new design;

FIG. 2 is a front view of the pen shown in FIG. 1;

FIG. 3 is a rear view of the pen shown in FIG. 1;

FIG. 4 is a left side view of the pen shown in FIG. 1;

FIG. 5 is a right side view of the pen shown in FIG. 1;

FIG. 6 is a top view of the pen shown in FIG. 1;

FIG. 7 is a bottom view of the pen shown in FIG. 1;

FIG. 8 is a front view of the pen shown in FIG. 1, shown with projected pen tip; and,

FIG. 9 is another front view of the pen shown in FIG. 1, shown with partially-projected pen tip.

1 Claim, 3 Drawing Sheets

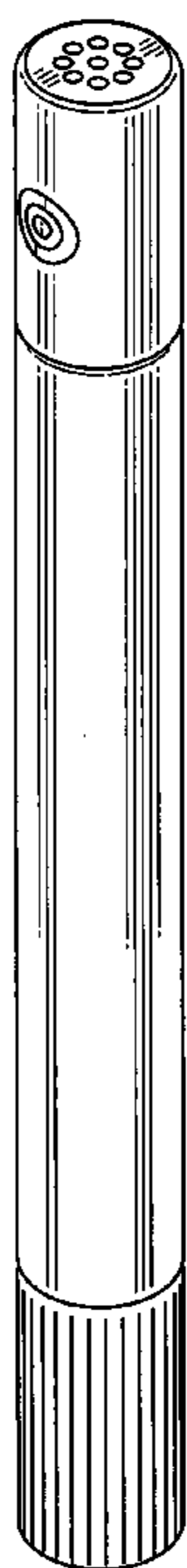


FIG.1

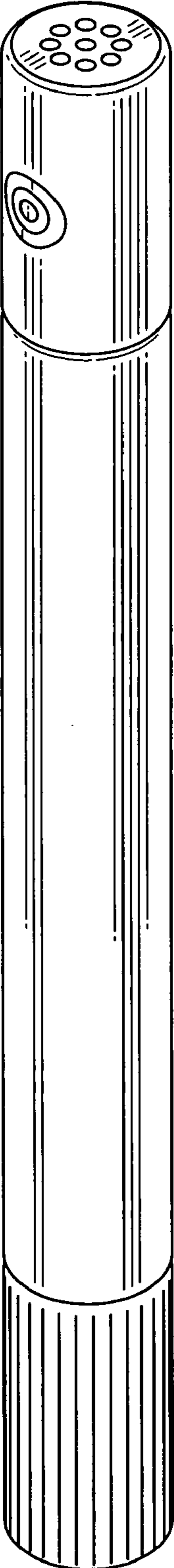


FIG.2




FIG.3




FIG.4




FIG.5




FIG.6

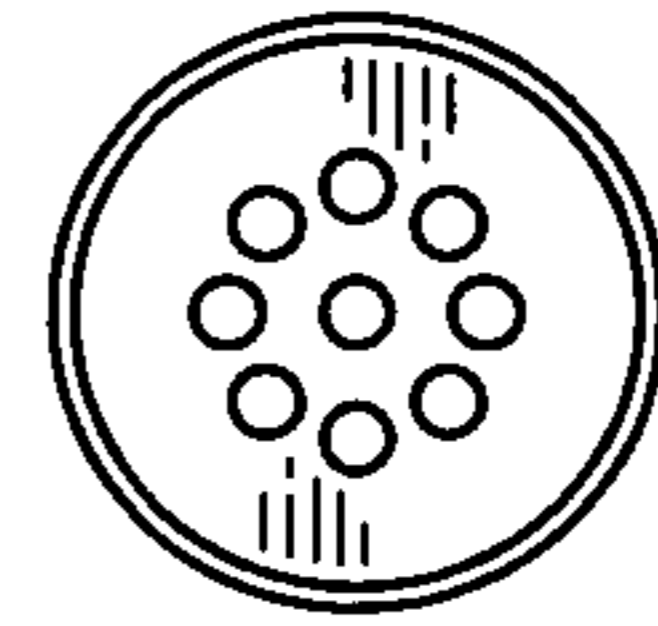


FIG.7




FIG.8



FIG.9

