



US00D617791S

(12) **United States Design Patent**
Matsumoto et al.

(10) **Patent No.:** **US D617,791 S**
(45) **Date of Patent:** **** Jun. 15, 2010**

(54) **HANDHELD ELECTRONIC DEVICE**

(75) Inventors: **Shigeru Matsumoto**, Toyokawa (JP);
Sakiko Kobayashi, Nagoya (JP)

(73) Assignee: **Brother Industries, Ltd.**, Nagoya (JP)

(**) Term: **14 Years**

(21) Appl. No.: **29/337,651**

(22) Filed: **May 27, 2009**

(30) **Foreign Application Priority Data**

Nov. 28, 2008 (JP) 2008-030618

(51) **LOC (9) Cl.** **14-02**

(52) **U.S. Cl.** **D14/341; D14/346**

(58) **Field of Classification Search** D14/341-347,
D14/137, 138, 138.1, 138 AA, 138 R, 138 AB,
D14/18 AC, 138 AD, 138 C, 138 G, 496,
D14/203.1, 203.3, 203.4, 203.5, 203.6, 203.7,
D14/402-411, 431, 417, 426, 427, 428, 432,
D14/429, 129, 130, 420, 439-441, 448, 125,
D14/147, 156, 218, 247-248, 250, 389; D10/65,
D10/104; D21/324, 329, 330, 331; 455/556.1,
455/556.2, 566, 575.1, 575.3, 575.4, 90.3,
455/6.1; 379/433.04, 433.11, 433.12, 433.13,
379/910, 916, 433.01, 433.06, 433.07; 345/169,
345/901, 905; 361/814; 341/122; 346/173;
273/454-456, 459-461, 153 R, 148 R, 148 B,
273/259, 138.2, 237; 463/1, 46, 47, 47.3
See application file for complete search history.

(56) **References Cited**

U.S. PATENT DOCUMENTS

D269,980 S * 8/1983 Longo D21/329
D319,433 S * 8/1991 Pearce D14/341
D349,923 S * 8/1994 Billings et al. D19/26
D357,279 S * 4/1995 Saddler D21/329
D389,523 S * 1/1998 Siebold et al. D20/18
5,742,476 A * 4/1998 Miyazaki et al. 361/679.21

D486,148 S * 2/2004 Chan D14/341
D494,585 S * 8/2004 Aupperle D14/346
D548,234 S 8/2007 Kurihara
D584,302 S * 1/2009 Sogabe D14/341
D598,015 S * 8/2009 Busri D14/341
D601,560 S * 10/2009 Matsumoto et al. D14/346
2009/0262143 A1 * 10/2009 Kyu et al. 345/661
2009/0265616 A1 * 10/2009 Kyu et al. 715/247

FOREIGN PATENT DOCUMENTS

JP S-D1224200 12/2004
JP S-D1349948 2/2009

OTHER PUBLICATIONS

Tomoyuki Okamoto et al; U.S. Appl. No. 29/327,868, filed Nov. 14, 2008.

* cited by examiner

Primary Examiner—Cathron C Brooks

Assistant Examiner—Barbara Fox

(74) *Attorney, Agent, or Firm*—Oliff & Berridge, PLC

(57) **CLAIM**

The ornamental design for a handheld electronic device, as shown and described.

DESCRIPTION

FIG. 1 is a top perspective view of a handheld electronic device;

FIG. 2 is a top view thereof;

FIG. 3 is a front view thereof;

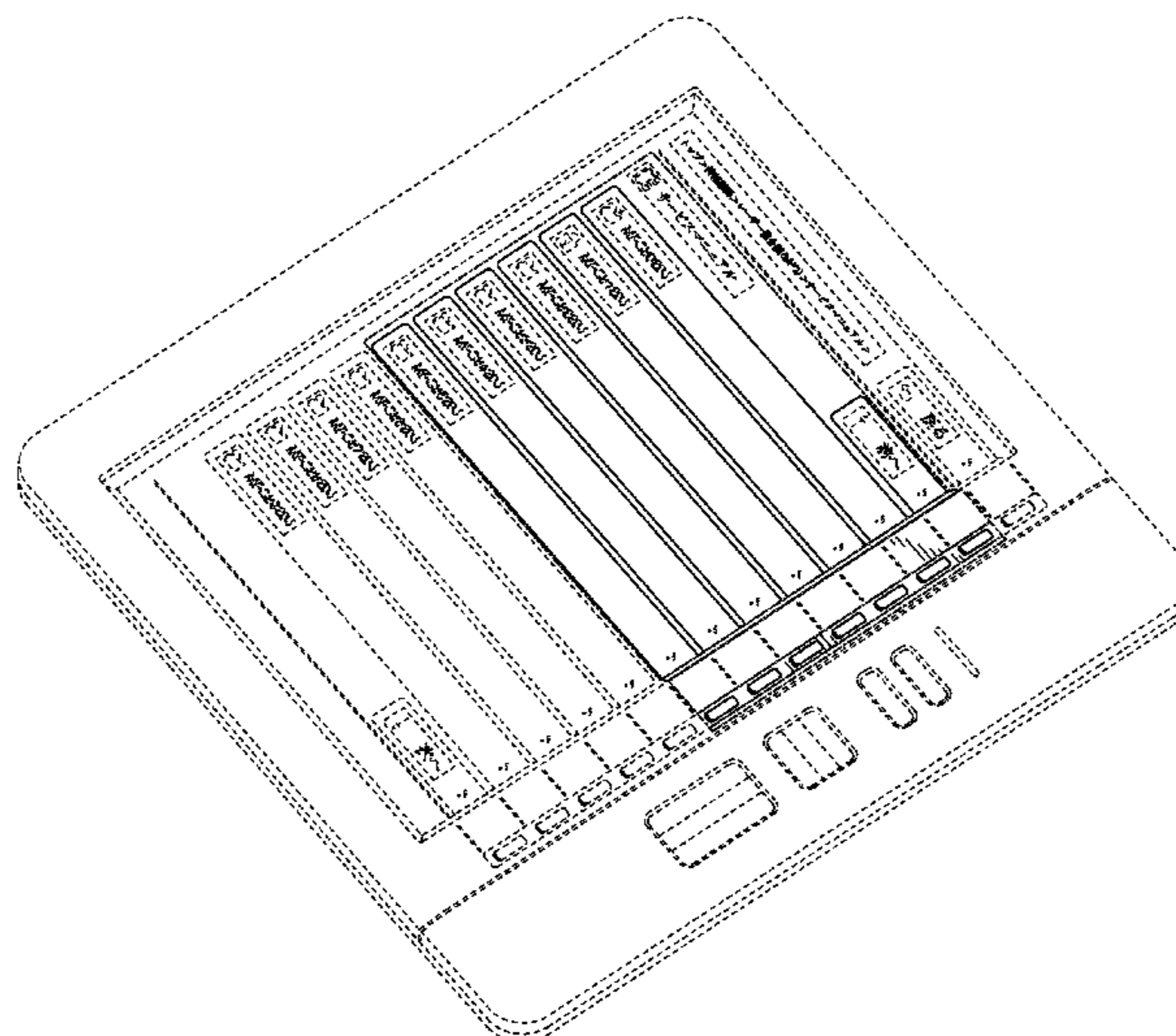
FIG. 4 is a rear view thereof;

FIG. 5 is an enlarged partial perspective view thereof; and,

FIG. 6 is an enlarged partial front view thereof.

In the drawings, the evenly spaced broken lines depict unclaimed environment; the dash-dot broken lines on FIG. 5 indicate the boundaries of the claim, shown enlarged for ease of illustration. The broken lines form no part of the claim.

1 Claim, 5 Drawing Sheets



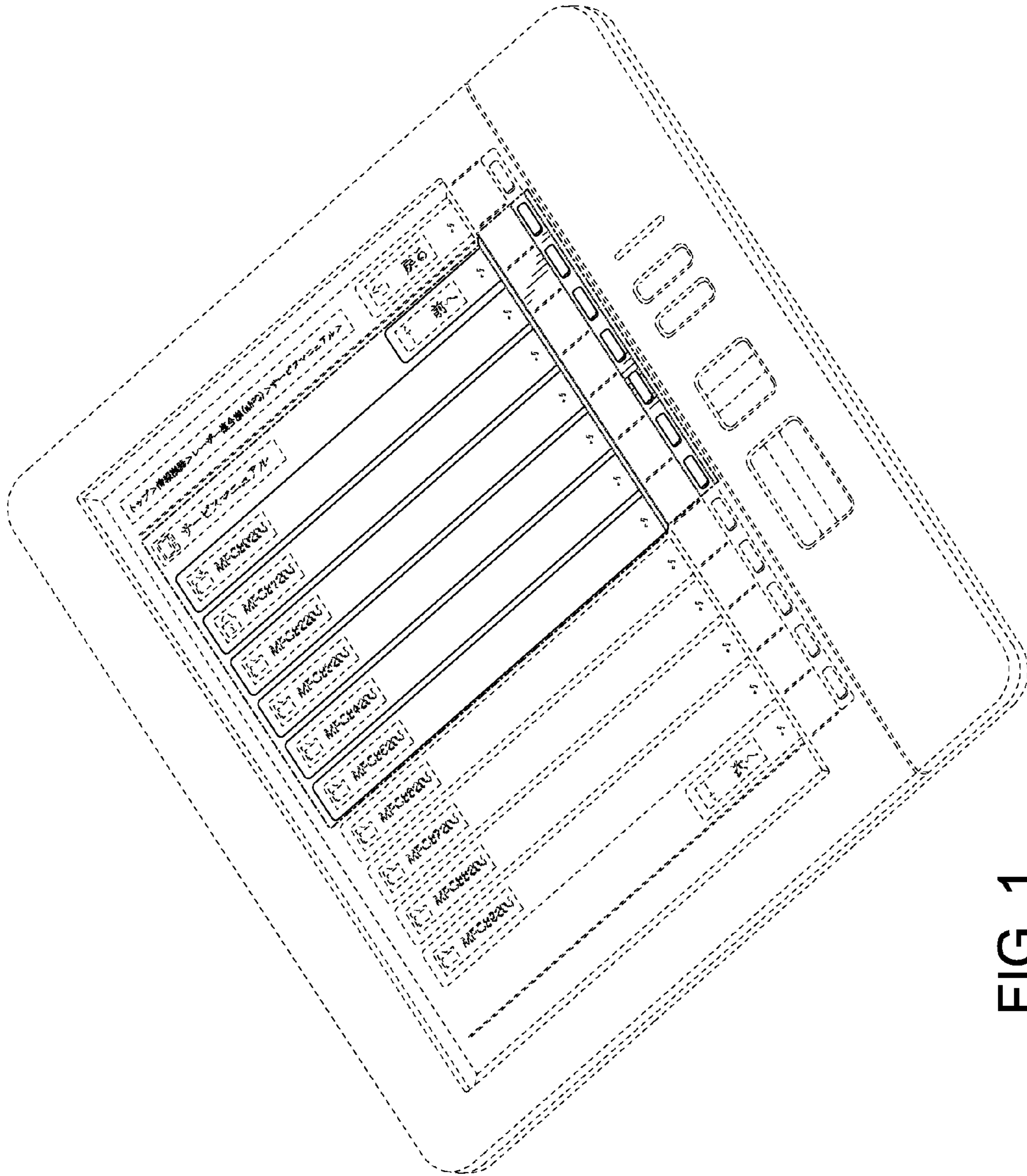


FIG. 1

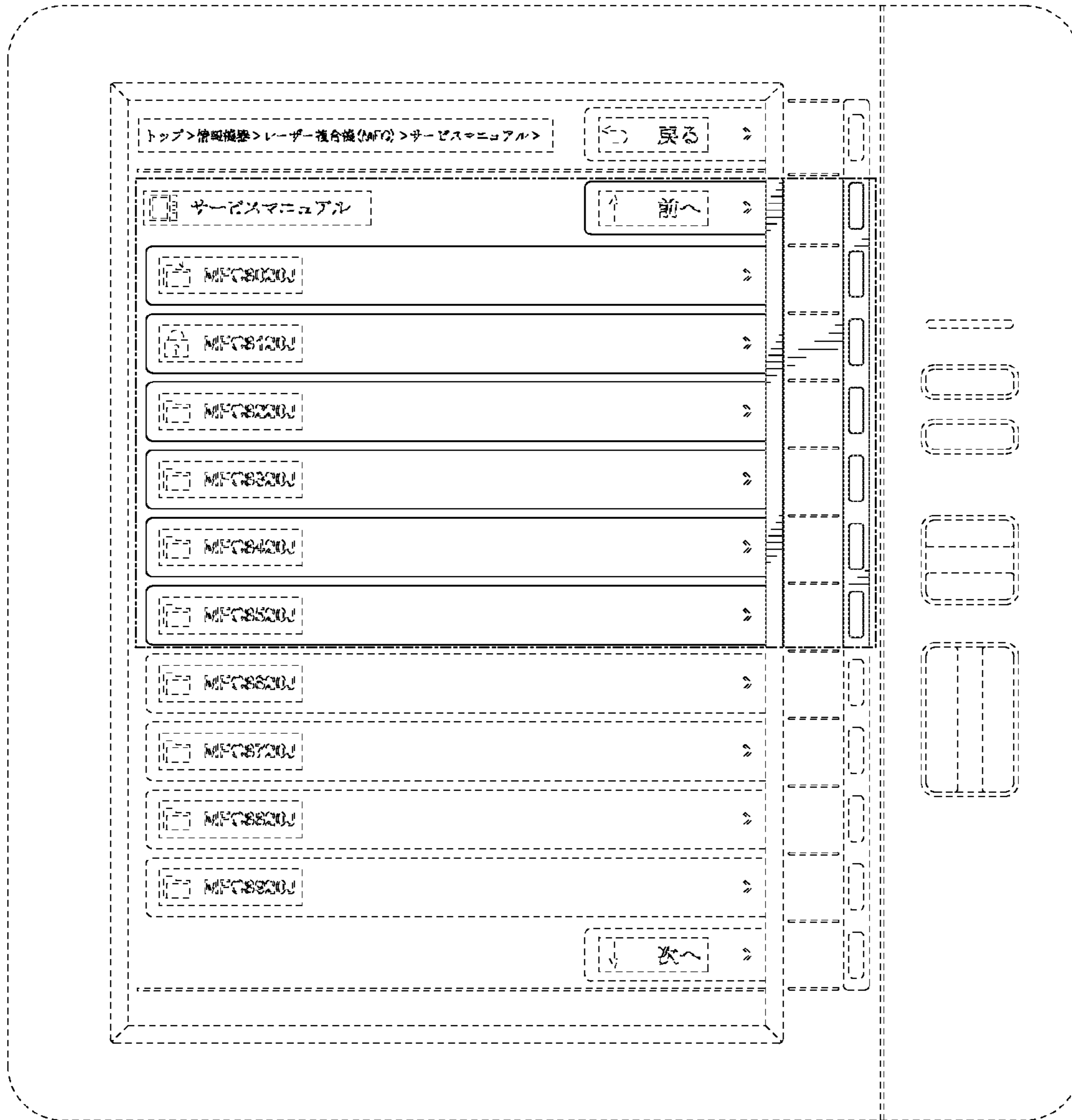


FIG. 2




FIG. 3




FIG. 4

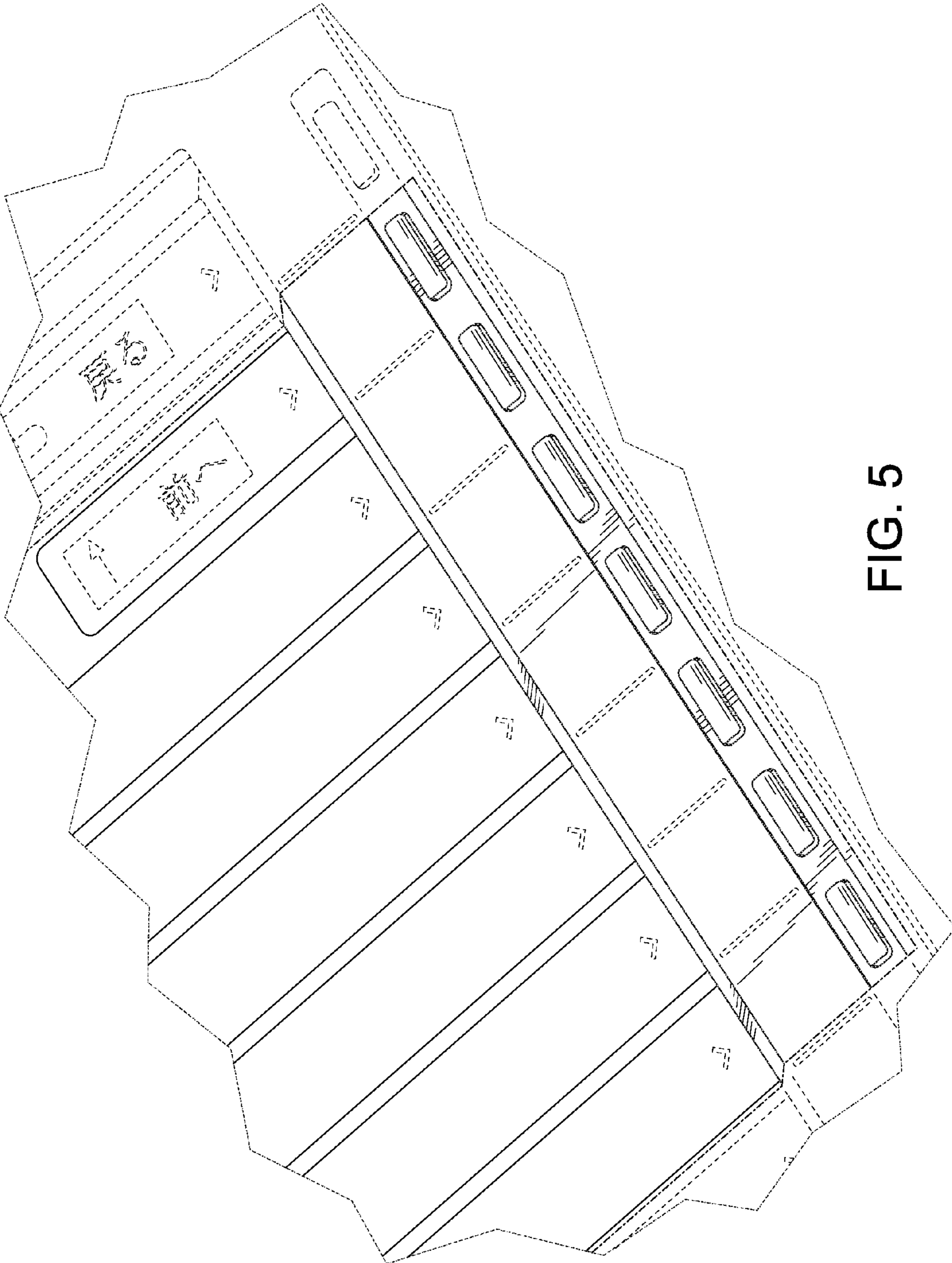


FIG. 5




FIG. 6