



US00D617789S

(12) **United States Design Patent**  
**Akana et al.**

(10) **Patent No.:** **US D617,789 S**  
(45) **Date of Patent:** **\*\* Jun. 15, 2010**

(54) **ELECTRONIC DEVICE**

(75) Inventors: **Jody Akana**, San Francisco, CA (US); **Bartley K. Andre**, Menlo Park, CA (US); **Jeremy Bataillou**, San Francisco, CA (US); **Daniel J. Coster**, San Francisco, CA (US); **Daniele De Iuliiis**, San Francisco, CA (US); **Evans Hankey**, San Francisco, CA (US); **Richard P. Howarth**, San Francisco, CA (US); **Jonathan P. Ive**, San Francisco, CA (US); **Duncan Robert Kerr**, San Francisco, CA (US); **Shin Nishibori**, Portola Valley, CA (US); **Matthew Dean Rohrbach**, San Francisco, CA (US); **Peter Russell-Clarke**, San Francisco, CA (US); **Christopher J. Stringer**, Woodside, CA (US); **Eugene Antony Whang**, San Francisco, CA (US); **Rico Zorkendorfer**, San Francisco, CA (US)

(73) Assignee: **Apple Inc.**, Cupertino, CA (US)

(\*\*) Term: **14 Years**

(21) Appl. No.: **29/345,277**

(22) Filed: **Oct. 13, 2009**

(51) **LOC (9) Cl.** ..... **14-02**

(52) **U.S. Cl.** ..... **D14/318**

(58) **Field of Classification Search** ..... D14/315-327;  
D18/1, 2, 7, 11; 235/145 A, 145 R; 341/22,  
341/23; 345/156, 157, 168, 169, 173; 361/680-686,  
361/679.27; 348/373; 715/783

See application file for complete search history.

(56) **References Cited**

U.S. PATENT DOCUMENTS

6,067,224 A \* 5/2000 Nobuchi ..... 361/679.27  
D431,821 S \* 10/2000 Mizuno ..... D14/318

(Continued)

*Primary Examiner*—Freda S Nunn

(74) *Attorney, Agent, or Firm*—SAIDMAN DesignLaw Group

(57) **CLAIM**

The ornamental design for an electronic device, as shown and described.

**DESCRIPTION**

FIG. 1 is a front, top perspective view of an electronic device showing our new design;

FIG. 2 is front, bottom perspective view thereof;

FIG. 3 is a front view thereof;

FIG. 4 is a rear view thereof;

FIG. 5 is a left-side view thereof;

FIG. 6 is a right-side view thereof;

FIG. 7 is a top view thereof;

FIG. 8 is a bottom view thereof;

FIG. 9 is another front, top perspective view thereof, shown in an open position;

FIG. 10 is a front, bottom perspective view thereof;

FIG. 11 is a front view thereof;

FIG. 12 is a rear view thereof;

FIG. 13 is a left side view thereof;

FIG. 14 is a right side view thereof;



FIG. 15 is a top view thereof;

FIG. 16 is a bottom view thereof; and,

FIG. 17 is a rear view thereof, shown with the top portion removed.

The broken line showing is for the purpose of illustrating environmental structure and forms no part of the claimed design. The light gray shade lines on the surface portions indicate contour and not surface decoration.

**1 Claim, 14 Drawing Sheets**



# US D617,789 S

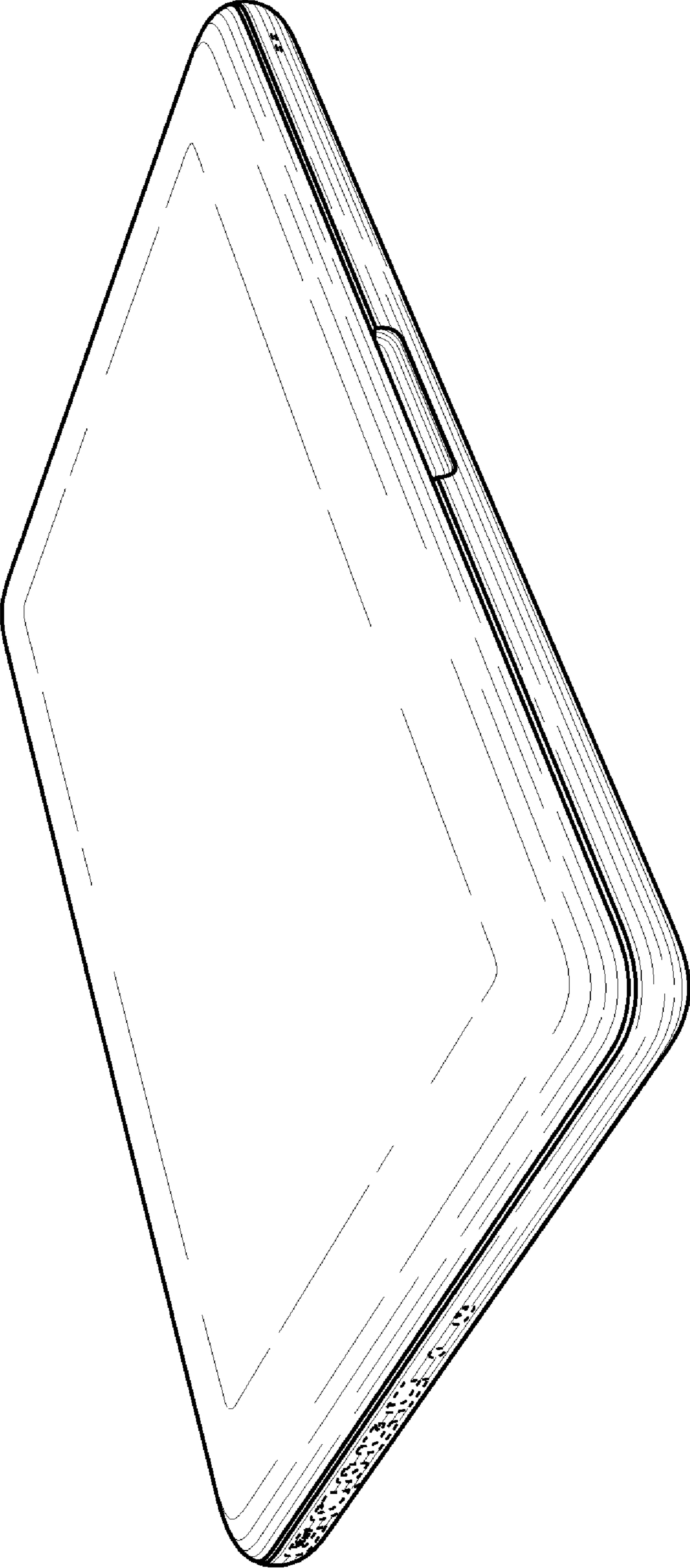
Page 2

---

## U.S. PATENT DOCUMENTS

D451,505 S	12/2001	Iseki et al.	D571,364 S	6/2008	Andre et al.	
D463,797 S	10/2002	Andre et al.	D572,246 S *	7/2008	Andre et al.	..... D14/315
D491,177 S	6/2004	Andre et al.	D572,247 S	7/2008	Andre et al.	
D493,785 S	8/2004	Andre et al.	D574,378 S	8/2008	Andre et al.	
D517,063 S *	3/2006	Nakajima et al.	D580,431 S	11/2008	Morita	
D523,429 S *	6/2006	Lin	D587,260 S	2/2009	Marsh et al.	
D524,306 S *	7/2006	Yun et al.	D589,507 S	3/2009	Andre et al.	
D526,999 S *	8/2006	Tago	D595,712 S	7/2009	Guery et al.	
D533,550 S *	12/2006	Yamada	D604,290 S	11/2009	Andre et al.	
D533,894 S	12/2006	Chan	D604,292 S	11/2009	Andre et al.	
D558,752 S	1/2008	Andre et al.	2005/0018396 A1 *	1/2005	Nakajima et al.	..... 361/683
D558,753 S	1/2008	Andre et al.	2005/0041378 A1 *	2/2005	Hamada et al.	..... 361/680

\* cited by examiner



**Fig. 1**

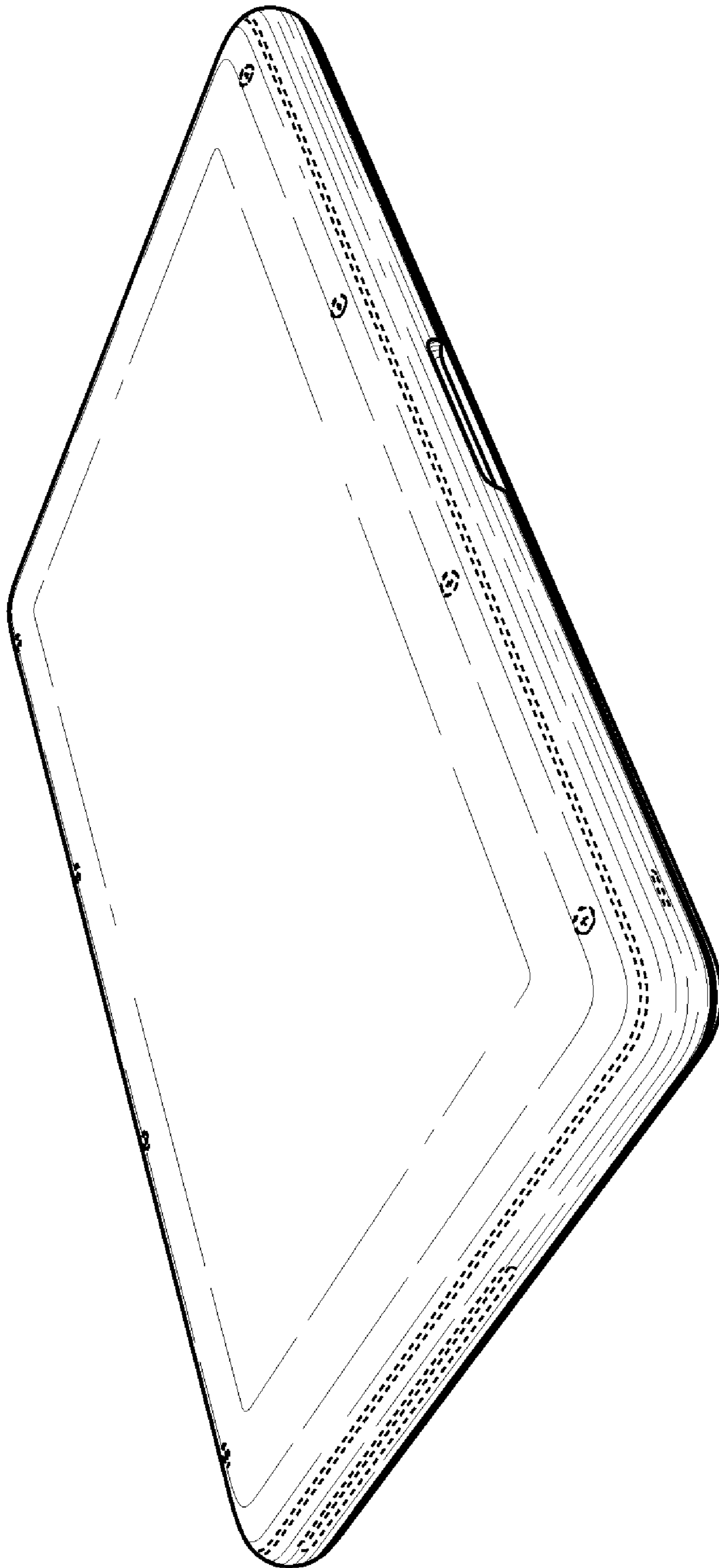




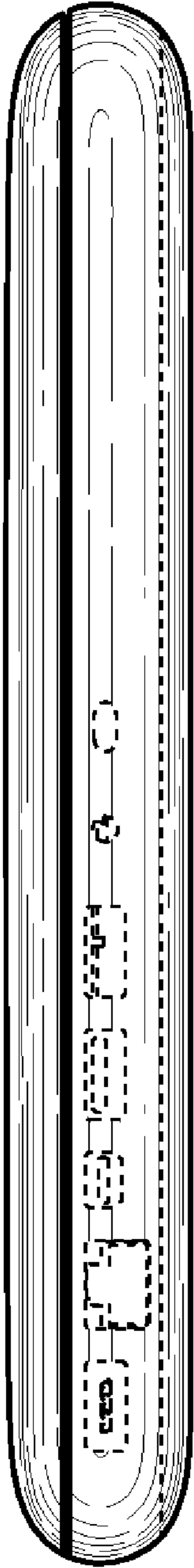
Fig. 2



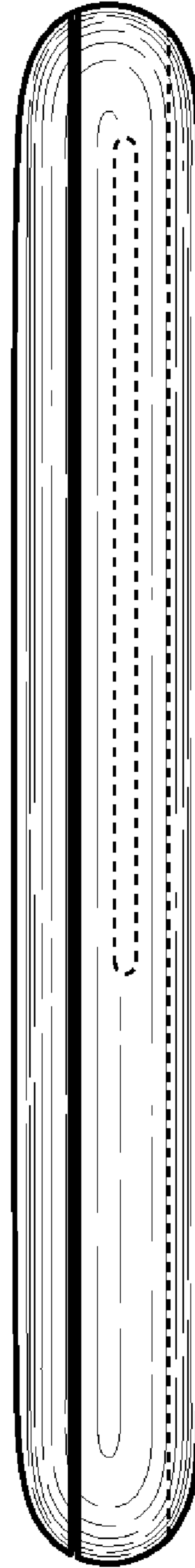
**Fig. 3**




**Fig. 4**




**Fig. 5**



**Fig. 6**



**Fig. 7**



**Fig. 8**



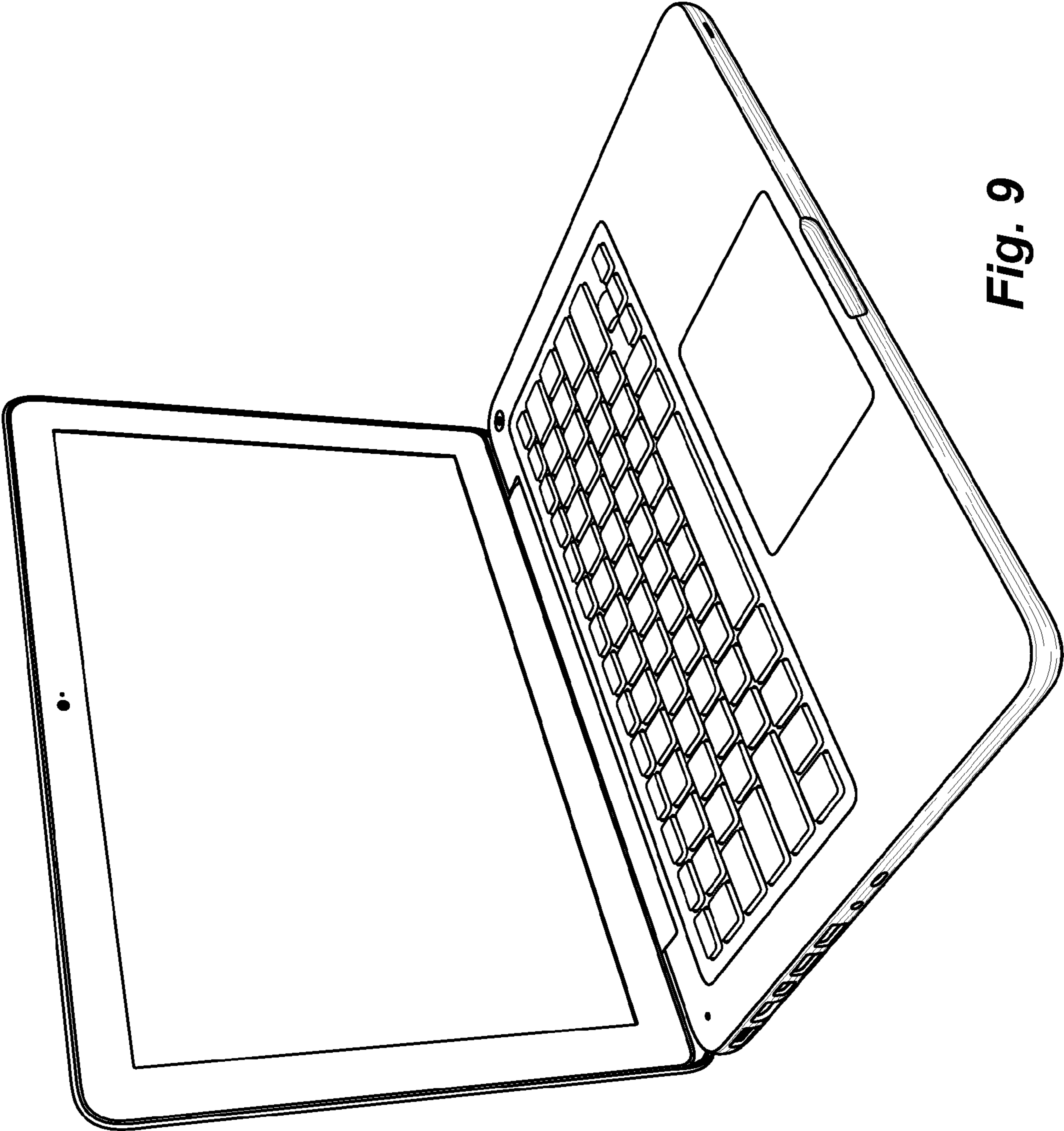
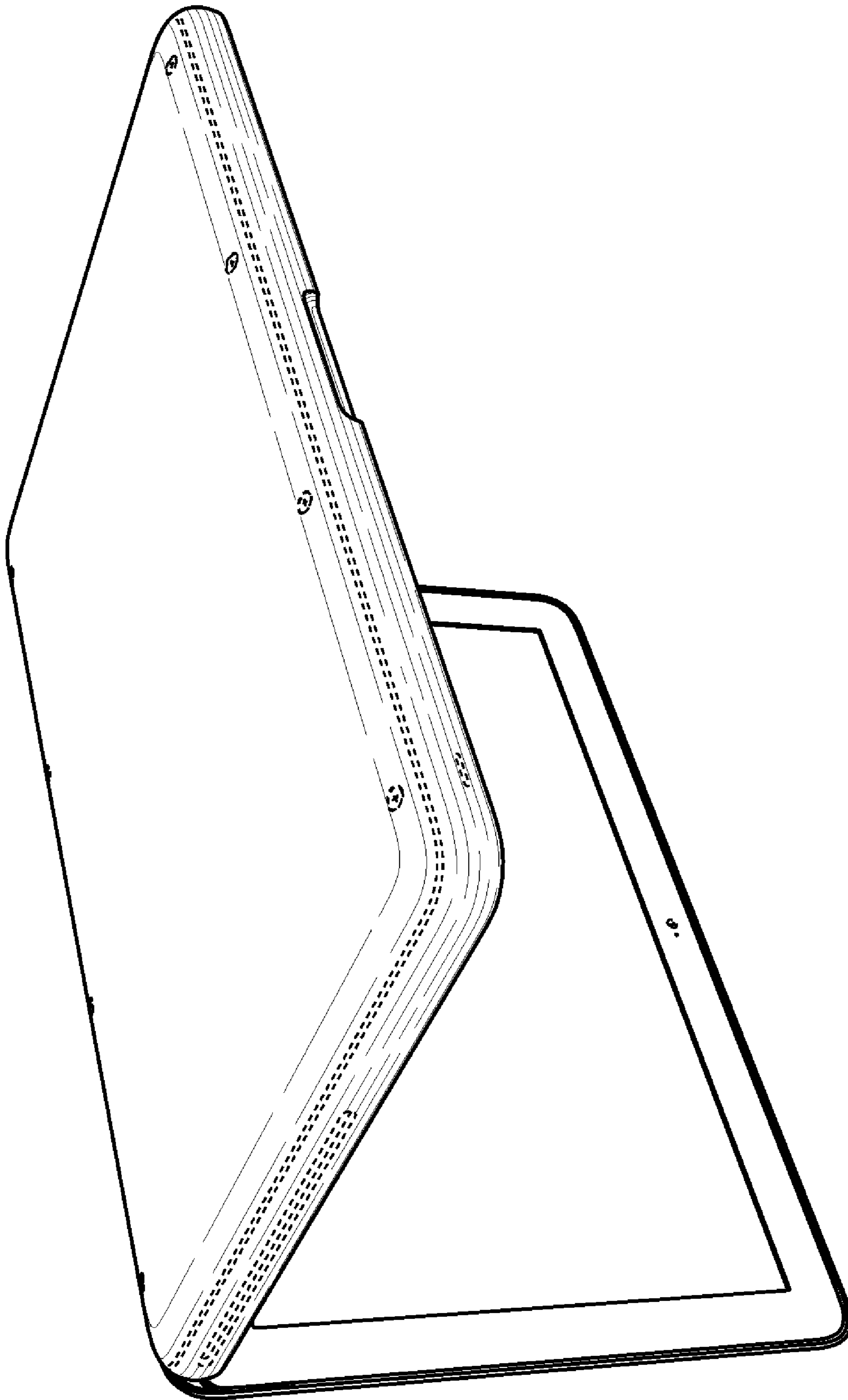




Fig. 9




**Fig. 10**




**Fig. 11**



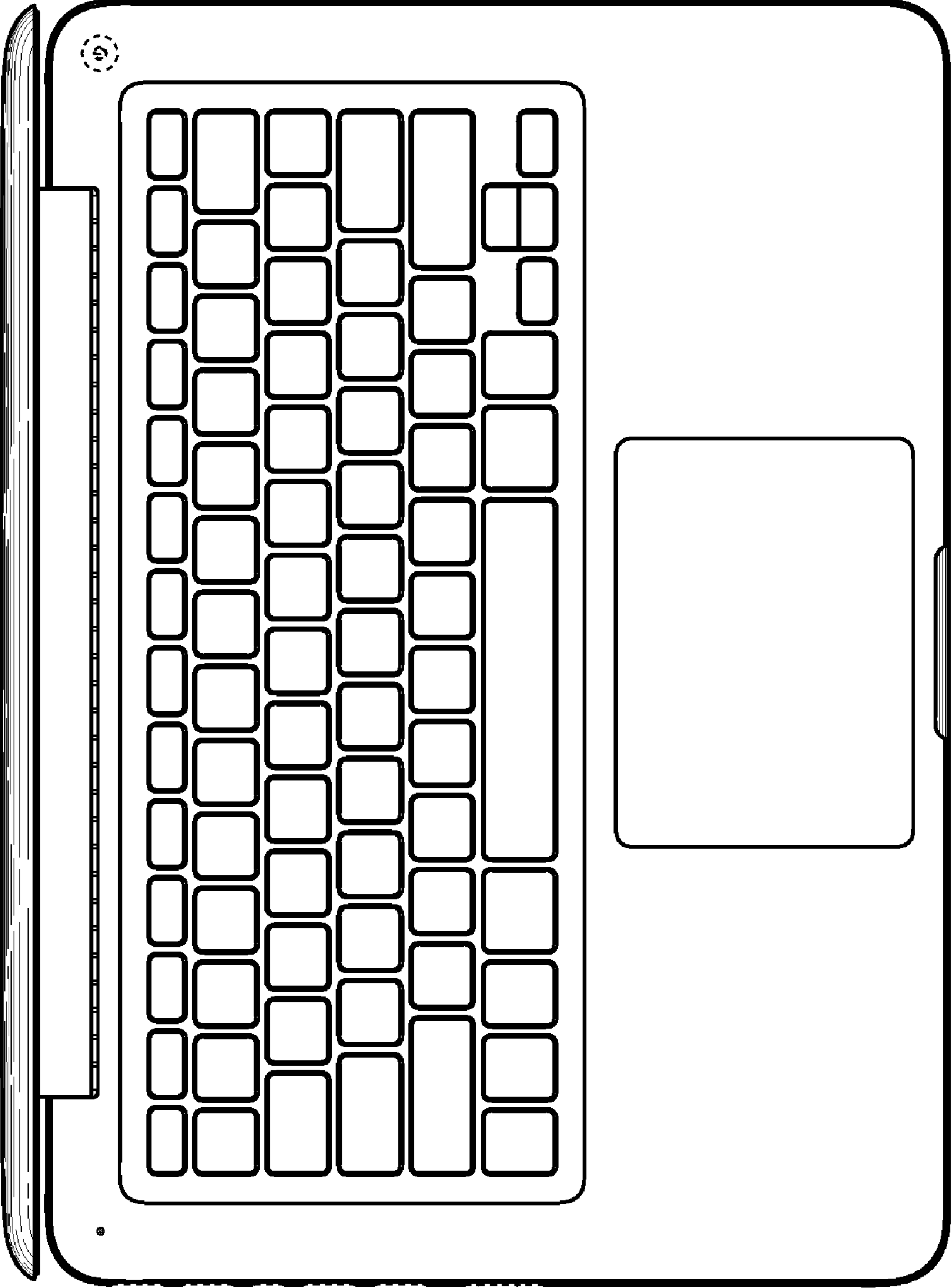
**Fig. 12**




**Fig. 14**




**Fig. 13**



**Fig. 15**



**Fig. 16**



**Fig. 17**