



US00D61777S

(12) **United States Design Patent**
Chizinsky

(10) **Patent No.:** **US D617,777 S**
(45) **Date of Patent:** **** Jun. 15, 2010**

(54) **SET-TOP BOX REMOTE CONTROL**

(75) Inventor: **Kenneth A. Chizinsky**, Santa Cruz, CA
(US)

(73) Assignee: **Cisco Technology, Inc.**, San Jose, CA
(US)

(**) Term: **14 Years**

(21) Appl. No.: **29/355,454**

(22) Filed: **Feb. 8, 2010**

(51) **LOC (9) Cl.** **14-03**

(52) **U.S. Cl.** **D14/218**

(58) **Field of Classification Search** D14/174,
D14/137-139, 151, 217, 218, 191-193, 167,
D14/299, 168, 247, 455, 456; D13/168,
D13/162-164; D21/512-517, 566; D10/104,
D10/106; 345/169; 348/114, 734; 455/352-355,
455/151.1-151.4, 128, 347, 90.3
See application file for complete search history.

(56) **References Cited**

U.S. PATENT DOCUMENTS

D429,718 S *	8/2000	Rudolph	D14/218
D486,145 S *	2/2004	Kaminski et al.	D14/218
D491,925 S *	6/2004	Griesau et al.	D14/218
D496,005 S *	9/2004	Wang	D13/168
D496,634 S *	9/2004	Tseng et al.	D13/168
D515,557 S *	2/2006	Okuley	D14/218
D527,375 S *	8/2006	Flora et al.	D14/218
D551,659 S *	9/2007	Shih et al.	D14/218

D562,806 S *	2/2008	Bruce et al.	D14/218
D563,948 S *	3/2008	d'Hoore	D14/218
D567,804 S *	4/2008	Yan	D14/218
D585,877 S *	2/2009	Knight	D14/218
D594,850 S *	6/2009	Yan	D14/218
D603,842 S *	11/2009	Bruce et al.	D14/218

* cited by examiner

Primary Examiner—T. Chase Nelson

Assistant Examiner—John Windmuller

(74) *Attorney, Agent, or Firm*—Aaronson & Waldman, LLC

(57) **CLAIM**

The ornamental design for a set-top box remote control, as shown and described.

DESCRIPTION

FIG. 1 is a top perspective view of a set-top box remote control showing my new design;

FIG. 2 is a top plan view thereof;

FIG. 3 is a side view thereof;

FIG. 4 is a bottom view thereof;

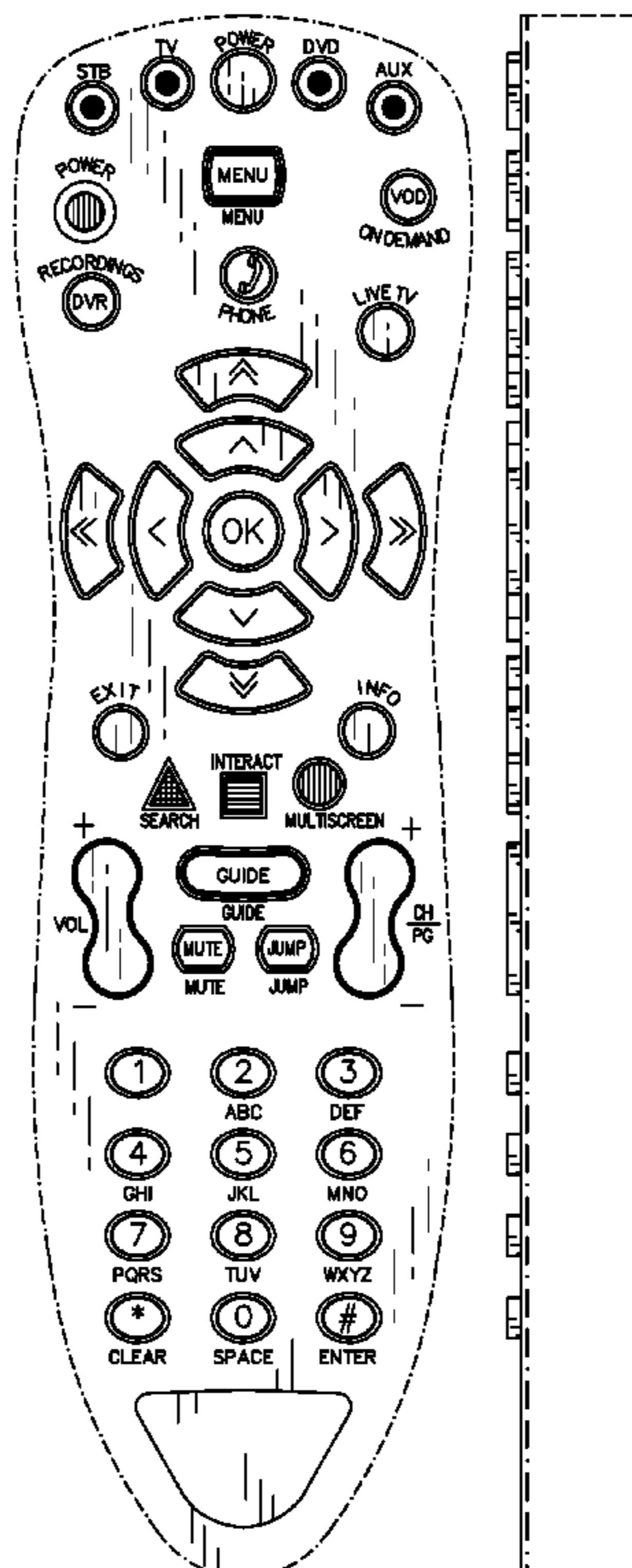
FIG. 5 is a front side view thereof; and,

FIG. 6 is a back side view thereof.

In the drawings, the broken lines depict environmental subject matter only and form no part of the claimed design. The dot-dash line surrounding the top surface represents the boundary of the claim.

In FIGS. 1 and 2, four buttons are lined for color.

1 Claim, 3 Drawing Sheets



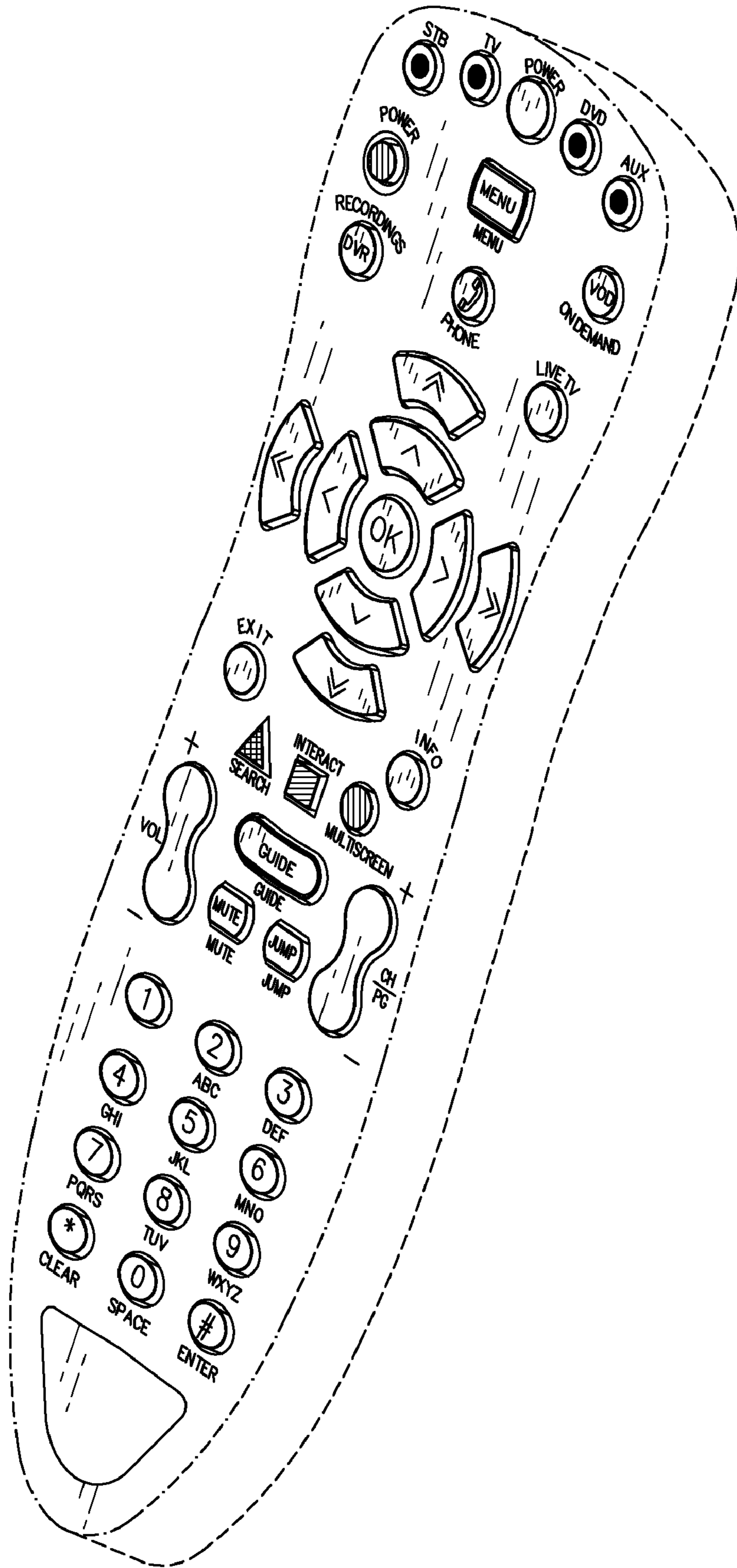


FIG. 1

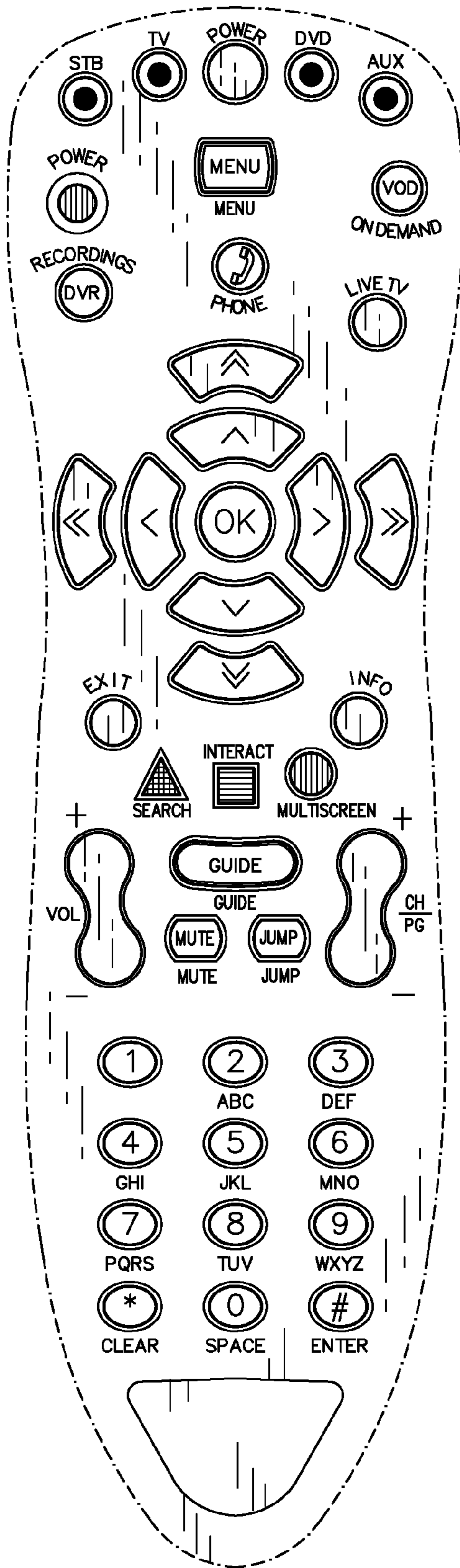


FIG. 2

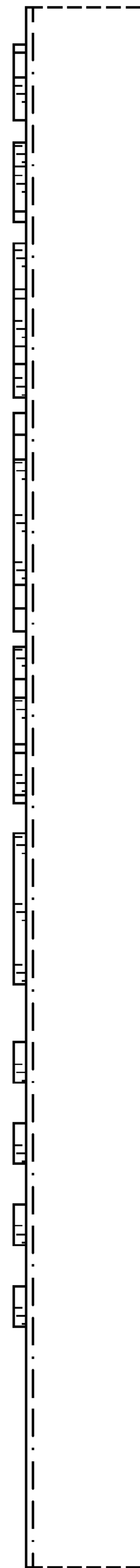


FIG. 3




FIG. 4



FIG. 5

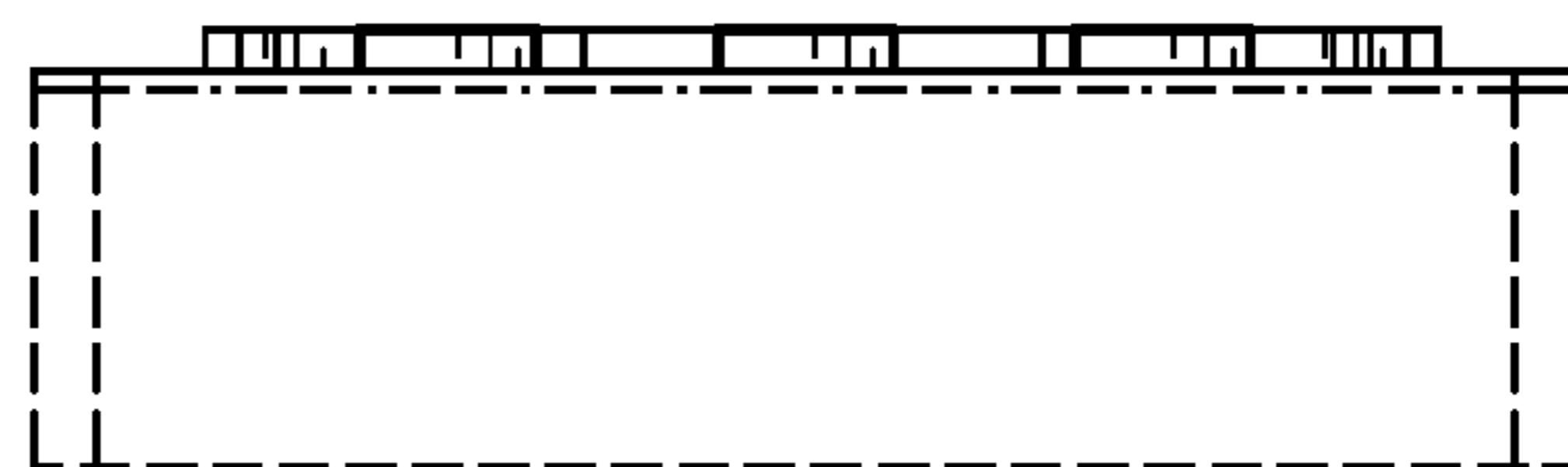


FIG. 6