



US00D617776S

(12) **United States Design Patent**
Hightower

(10) **Patent No.:** **US D617,776 S**
(45) **Date of Patent:** **** Jun. 15, 2010**

(54) **SOUND ENHANCEMENT ACCESSORY CLIP**

(76) Inventor: **Anthony Jay Hightower**, 200 Kennedy Dr., Reno, NV (US) 89506

(**) Term: **14 Years**

(21) Appl. No.: **29/292,543**

(22) Filed: **Oct. 15, 2007**

(51) **LOC (9) Cl.** **14-02**

(52) **U.S. Cl.** **D14/217; D14/204**

(58) **Field of Classification Search** D14/149,
D14/203.1–203.8, 217, 224, 224.1, 238.1,
D14/251, 341, 356, 358, 432, 434, 435, 447,
D14/496; D13/107, 108, 118; 455/556.1–556.2,
455/557; 248/221.11, 309.1, 175; 320/107,
320/110, 113–115; 361/600, 679, 683, 686;
439/529, 534

See application file for complete search history.

(56) **References Cited**

U.S. PATENT DOCUMENTS

D320,018 S *	9/1991	Bakanowsky, III	D14/172
D340,048 S *	10/1993	Tseng	D14/433
D358,822 S *	5/1995	Rudkiewicz et al.	D14/253
D420,008 S *	2/2000	Lohrding et al.	D14/240
D434,811 S *	12/2000	Aleman	D21/333
D439,218 S *	3/2001	Yu	D13/103
D469,438 S *	1/2003	Corrales	D14/432
D525,582 S *	7/2006	Chan	D13/107
D552,495 S *	10/2007	Bhavnani	D10/74

D555,149 S *	11/2007	Griffin	D14/217
D563,995 S *	3/2008	Deguchi et al.	D14/496
D577,986 S *	10/2008	Jarvis	D8/353
D579,449 S *	10/2008	Okamoto et al.	D14/356
D581,151 S *	11/2008	Aipa	D3/201

* cited by examiner

Primary Examiner—Stella M Reid

Assistant Examiner—Keli L Hill

(57) **CLAIM**

The ornamental design for a sound enhancement accessory clip, as shown and described.

DESCRIPTION

FIG. 1 is a front view of my new “sound enhancement accessory clip” in an open position and slidably engaged onto an electronic device;

FIG. 2 is a back view of my new sound enhancement accessory clip;


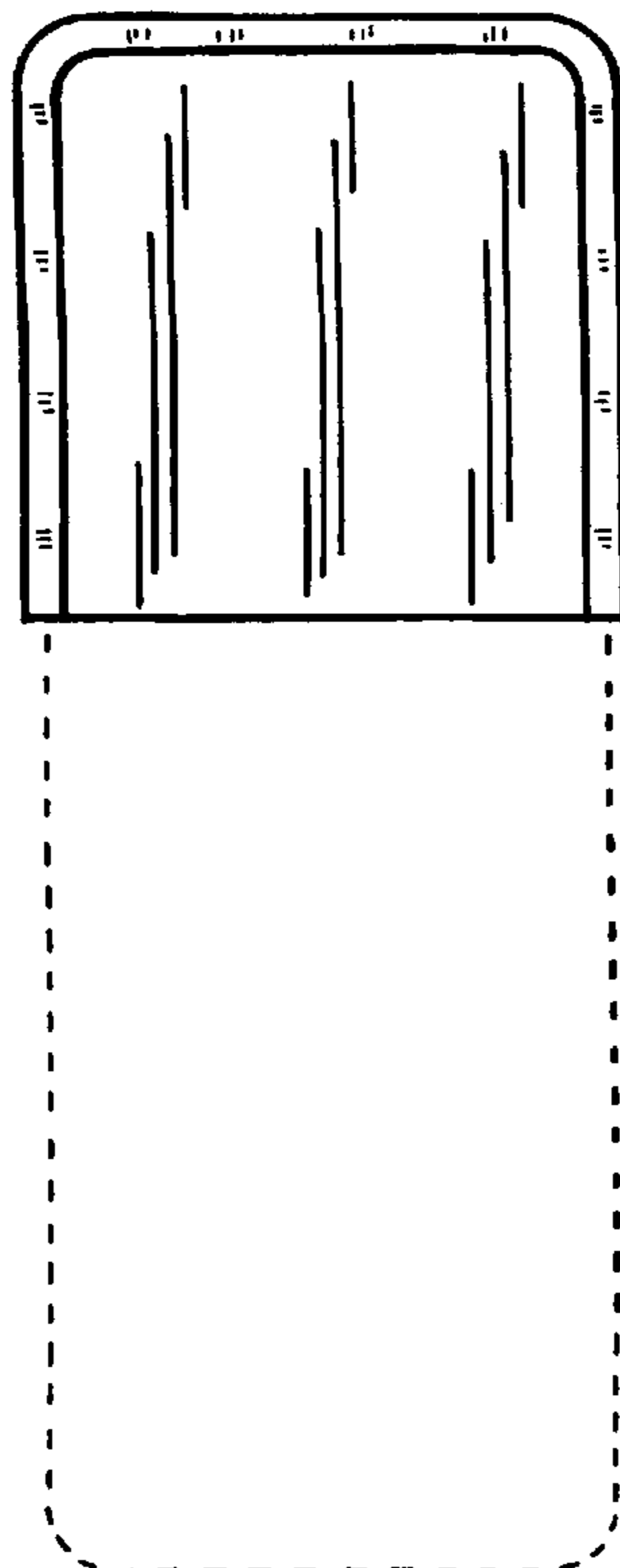
FIG. 3 is a right side view and the left side view being a mirror image thereof;

FIG. 4 is a top view thereof; and,

FIG. 5 is a bottom view thereof.

My new “sound enhancement accessory clip” is characterized by a novel shape and is used for directionally increasing sound when engaged onto an electronic device. The electronic device is shown in ghost lines for illustrative purposes only and forms no part of the claim design.

1 Claim, 1 Drawing Sheet



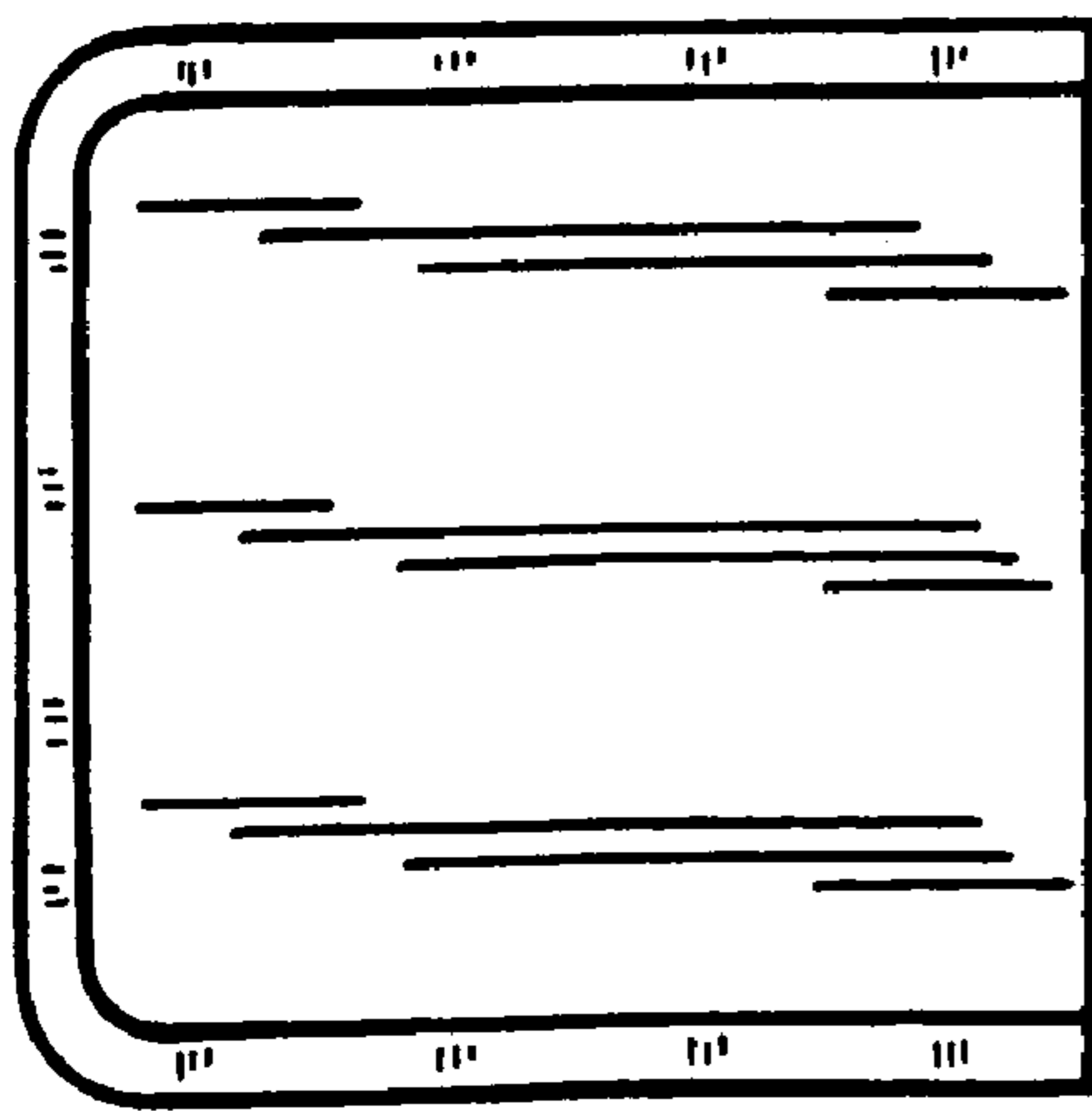


FIG. 1




FIG. 2




FIG. 3

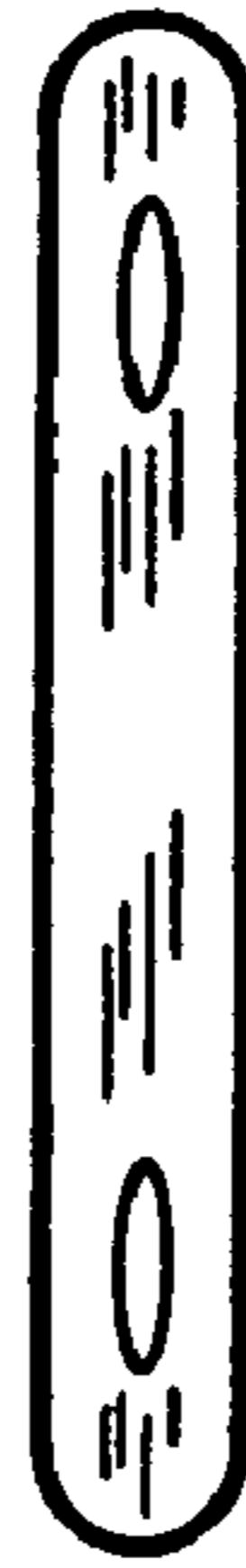


FIG. 4



FIG. 5