



US00D617773S

(12) **United States Design Patent**
Schneller

(10) **Patent No.:** **US D617,773 S**
(45) **Date of Patent:** **** Jun. 15, 2010**

(54) **HORN FOR LOUDSPEAKER**

Primary Examiner—Nanda Bondade

(76) Inventor: **Ian Schneller**, 1240 N. Homan Ave.,
Chicago, IL (US) 60651

(74) *Attorney, Agent, or Firm*—Richards Patent Law P.C.

(**) Term: **14 Years**

(57) **CLAIM**

(21) Appl. No.: **29/344,298**

The ornamental design for a horn for loudspeaker, as shown and described.

(22) Filed: **Sep. 25, 2009**

(51) **LOC (9) Cl.** **14-01**

DESCRIPTION

(52) **U.S. Cl.** **D14/208**

(58) **Field of Classification Search** D14/204,
D14/207, 208, 210–216, 172; 181/143–144,
181/147–148, 150–153, 157, 198–199; 381/300–303,
381/306, 332–333, 336, 345, 361–364, 386–388
See application file for complete search history.

FIG. 1 is a right rear side perspective view of a horn for loudspeaker showing my new design;

FIG. 2 is a front left side perspective view thereof;

FIG. 3 is a front view thereof;

FIG. 4 is a rear view thereof;

FIG. 5 is a right side view thereof; and,

FIG. 6 is a top view thereof.

(56) **References Cited**

U.S. PATENT DOCUMENTS

896,672 A *	8/1908	Terhune	181/192
D65,371 S *	8/1924	Hawley	D14/208
D67,608 S *	6/1925	Lum	D14/208
D329,237 S *	9/1992	Ishikawa	D14/216
D339,588 S *	9/1993	Jung	D14/208

Those portions of the figures that are presented in broken lines merely illustrate the environment of the design and are not part of the claimed design.

* cited by examiner

1 Claim, 6 Drawing Sheets

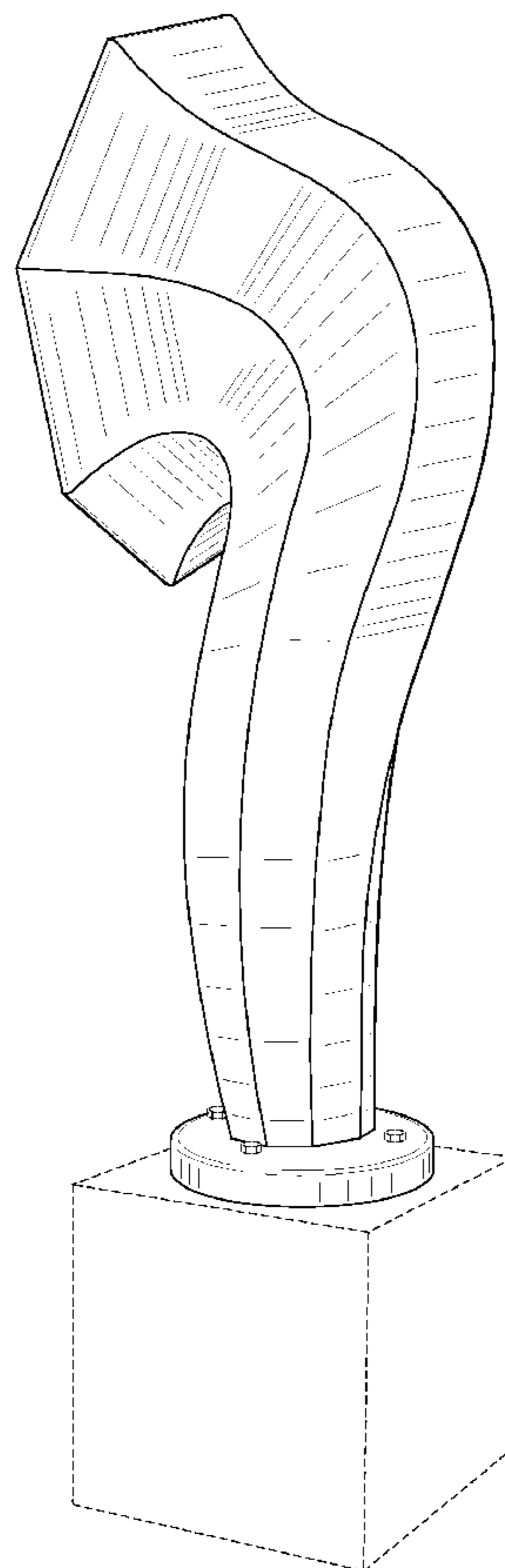


FIG. 1



FIG. 2

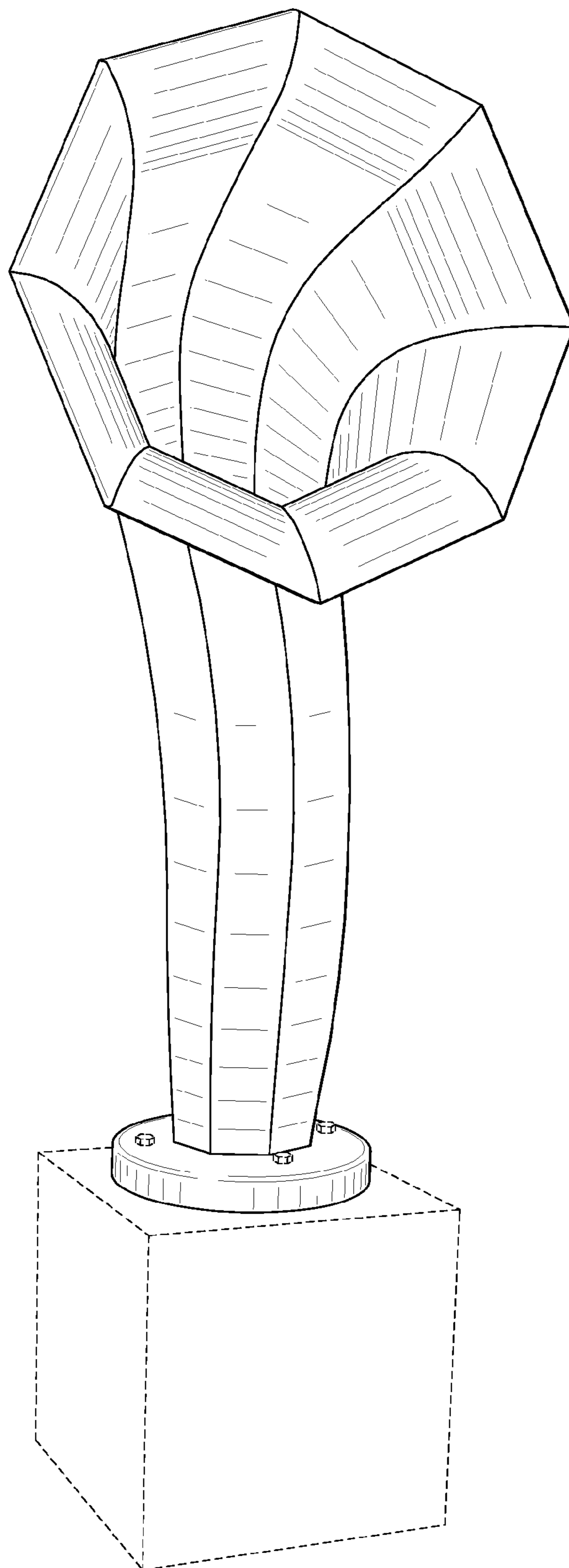


FIG. 3

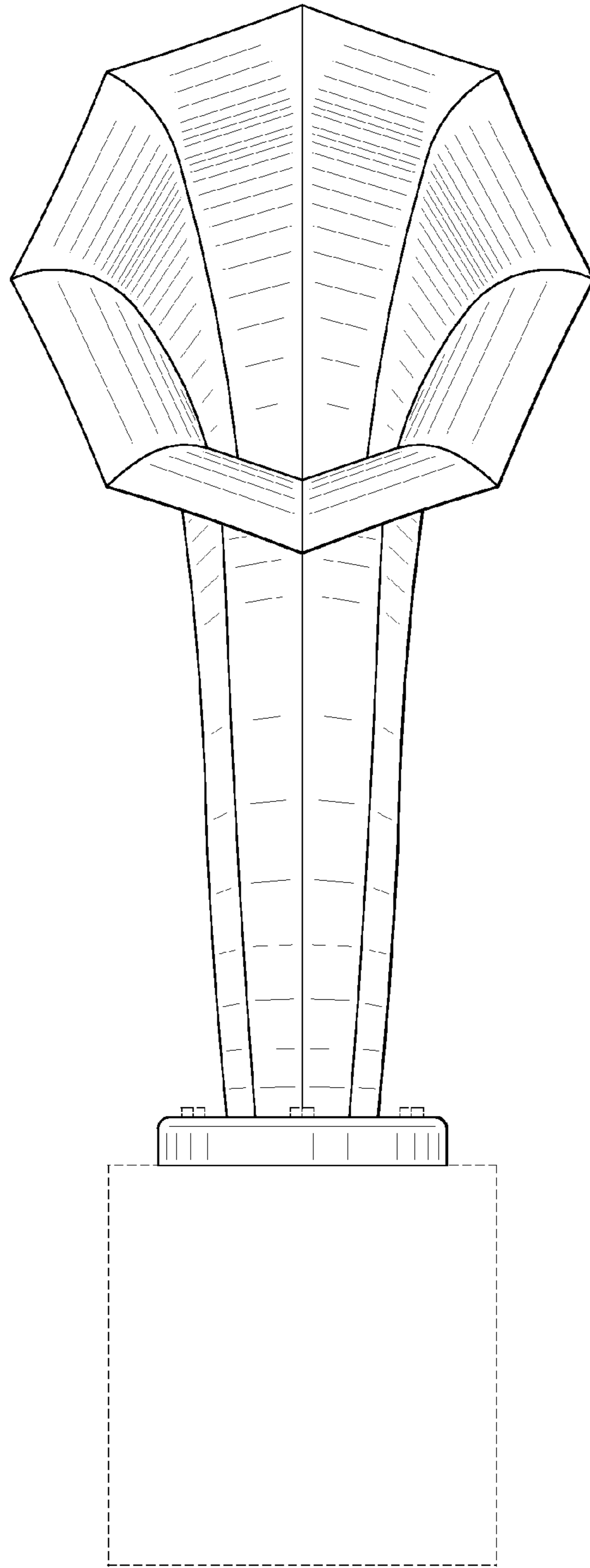


FIG. 4

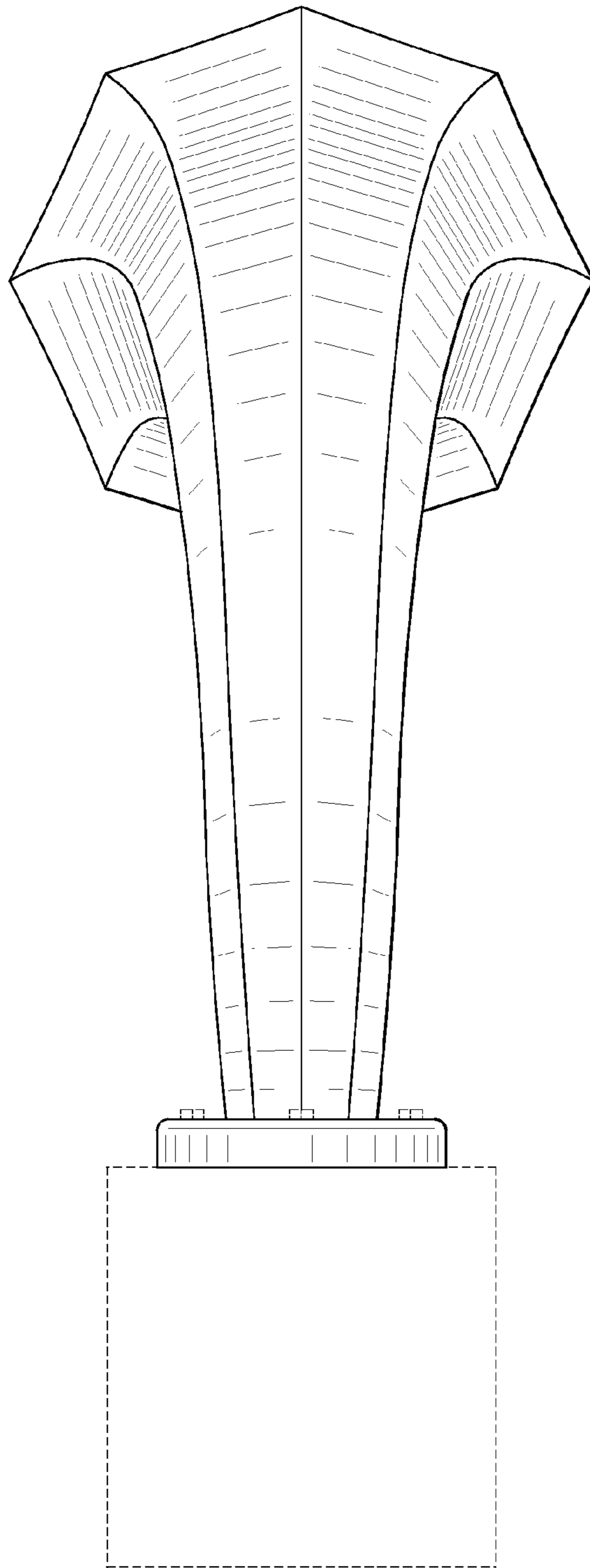


FIG. 5

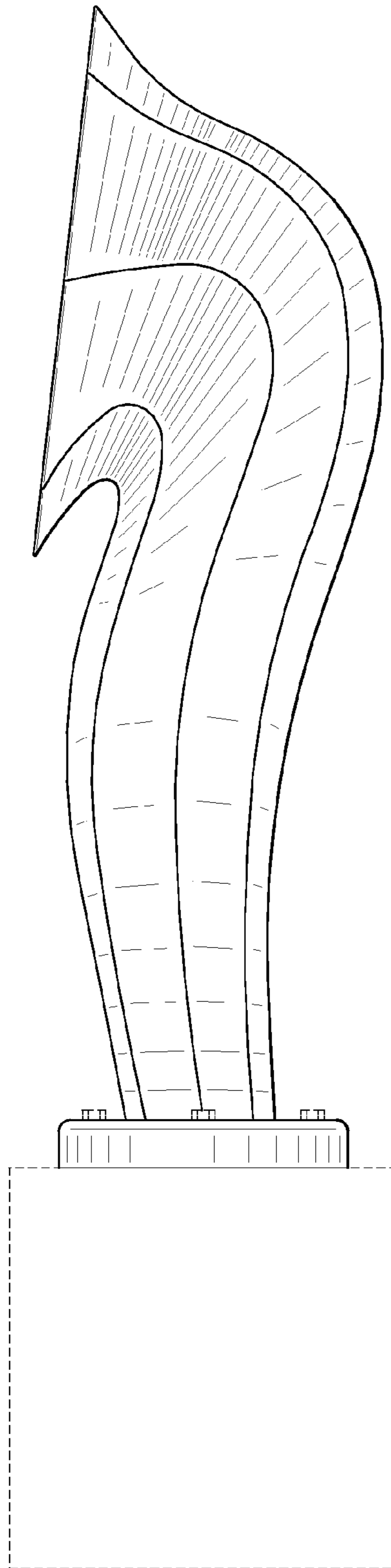


FIG. 6

