



US00D617761S

(12) **United States Design Patent**
Wang

(10) **Patent No.:** **US D617,761 S**
(45) **Date of Patent:** **** Jun. 15, 2010**

(54) **HANDSET**

(75) Inventor: **Jing-Jackie Wang**, Beijing (CN)

(73) Assignee: **Nokia Corporation**, Espoo (FI)

(**) Term: **14 Years**

(21) Appl. No.: **29/344,467**

(22) Filed: **Sep. 29, 2009**

(51) **LOC (9) Cl.** **14-03**

(52) **U.S. Cl.** **D14/138 AA**

(58) **Field of Classification Search** D14/341-347,
D14/147, 496, 203.3, 203.4, 203.7, 138 AA,
D14/138 R, 138 AD, 248; 455/575.1, 575.4,
455/556.2

See application file for complete search history.

(56) **References Cited**

U.S. PATENT DOCUMENTS

D470,467 S * 2/2003 Maruska et al. D14/138 AA
D478,883 S * 8/2003 Jensfelt et al. D14/138 AA
D505,932 S * 6/2005 Eckholm et al. D14/138 AA
D516,530 S * 3/2006 Boyd D14/138 AA
D524,786 S * 7/2006 Paradise et al. D14/138 AA

(Continued)

OTHER PUBLICATIONS

Nokia 1280 telephone, announced Nov. 2009, [online], [site visited Jan. 19, 2010]. Available from Internet ,<URL: http://www.gsmarena.com>.*

Samsung A637 telephone, announced Oct. 2008, [online], [site visited Jan. 19, 2010]. Available from Internet ,<URL: http://www.gsmarena.com>.*

Vodafone 340 telephone, announced Nov. 2009, [online], [site visited Jan. 19, 2010]. Available from Internet ,<URL: http://www.gsmarena.com>.*

Nokia 3720 classic telephone, announced Jul. 2009, [online], [site visited Jan. 19, 2010]. Available from Internet ,<URL: http://www.gsmarena.com>.*

Primary Examiner—Jeffrey D Asch

(74) *Attorney, Agent, or Firm*—Banner & Witcoff, Ltd.

(57) **CLAIM**

The ornamental design for a handset, as shown and described.

DESCRIPTION

FIG. 1 is a perspective front view of a handset showing my new design;

FIG. 2 is a front view thereof;

FIG. 3 is a rear view thereof;

FIG. 4 is a left side view thereof;

FIG. 5 is a right side view thereof;

FIG. 6 is a top plan view thereof;

FIG. 7 is a bottom plan view thereof;

FIG. 8 is a perspective front view of a second embodiment of the handset of FIGS. 1-7 shown without line shading and without disclaimed regions;

FIG. 9 is a front view thereof;

FIG. 10 is a rear view thereof;

FIG. 11 is a left side view thereof;

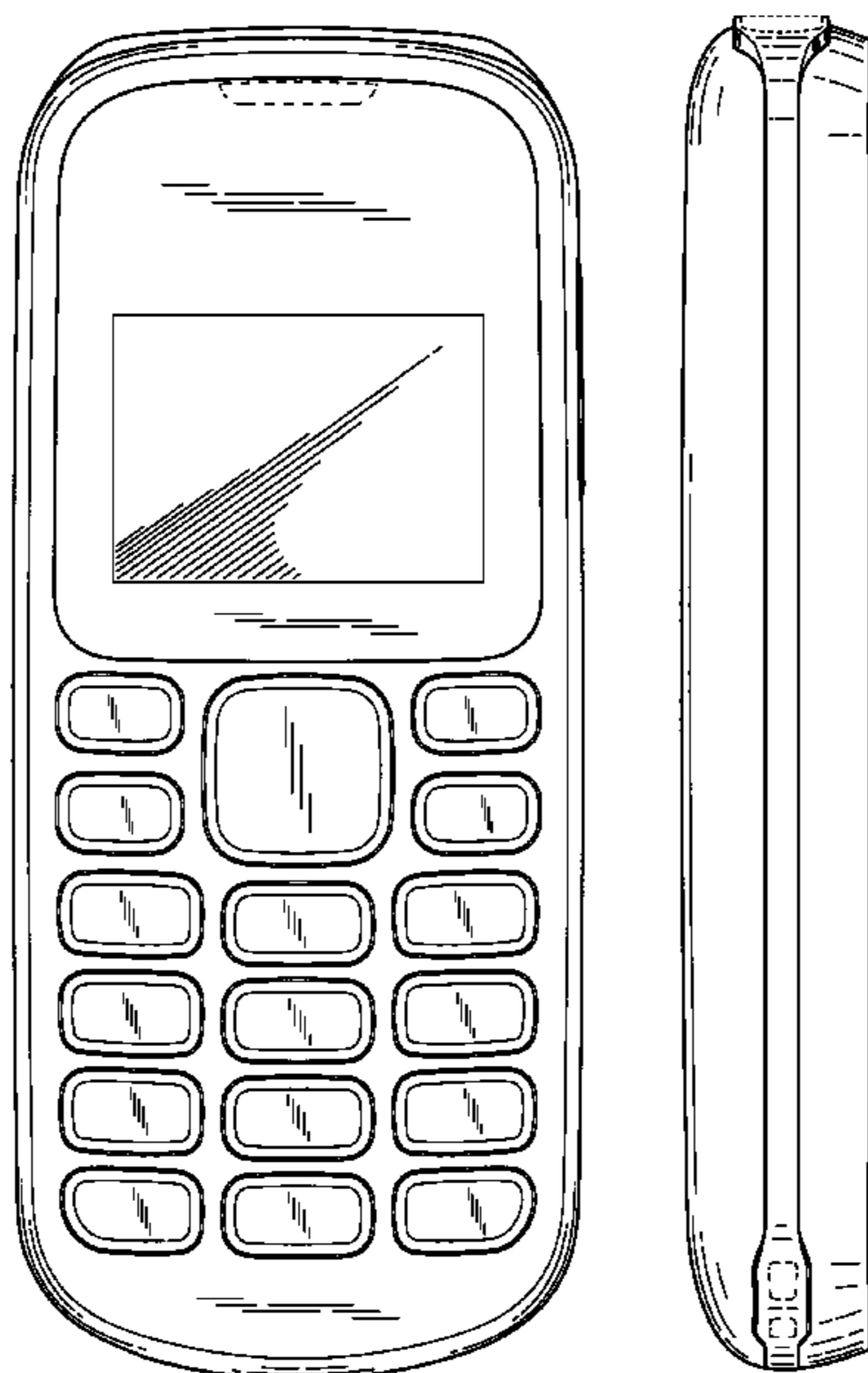
FIG. 12 is a right side view thereof;

FIG. 13 is a top plan view thereof; and,

FIG. 14 is a bottom plan view thereof.

The broken lines shown in FIGS. 1-7 that are immediately adjacent to the shaded areas represent the bounds of the embodiment in which they are shown; the broken lines form no part of the embodiment in which they are shown.

1 Claim, 10 Drawing Sheets



US D617,761 S

Page 2

U.S. PATENT DOCUMENTS

D545,814 S *	7/2007	Wilson et al.	D14/248	D598,413 S *	8/2009	Chen	D14/138 AA
D562,286 S *	2/2008	Lim et al.	D14/138 AA	D601,117 S *	9/2009	Hong et al.	D14/138 AA
D566,093 S *	4/2008	Kim et al.	D14/138 AA	D601,530 S *	10/2009	Park et al.	D14/138 AA
D573,571 S *	7/2008	Morrison et al.	D14/138 AA	D602,454 S *	10/2009	Boucquey et al.	D14/137
D573,970 S *	7/2008	Park	D14/138 AA	D608,320 S *	1/2010	Shi	D14/138 AA
D575,255 S *	8/2008	De Leon et al.	D14/138 AA	D608,333 S *	1/2010	Wang	D14/138 AA
D576,993 S *	9/2008	Park et al.	D14/138 AA	D608,758 S *	1/2010	Nahal et al.	D14/138 AA
D593,522 S	6/2009	Chen		2008/0102905 A1*	5/2008	Kao	455/575.1

* cited by examiner




FIG. 1

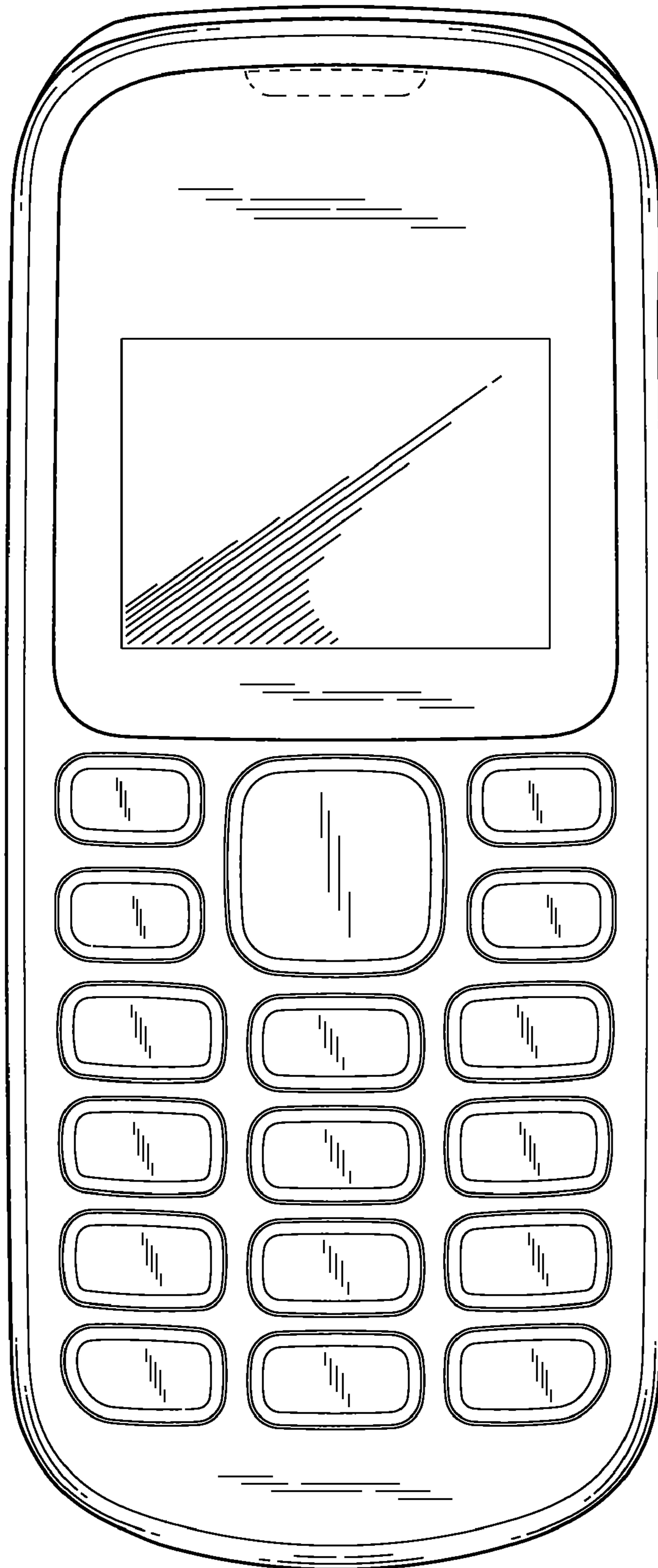


FIG. 2




FIG. 3




FIG. 4

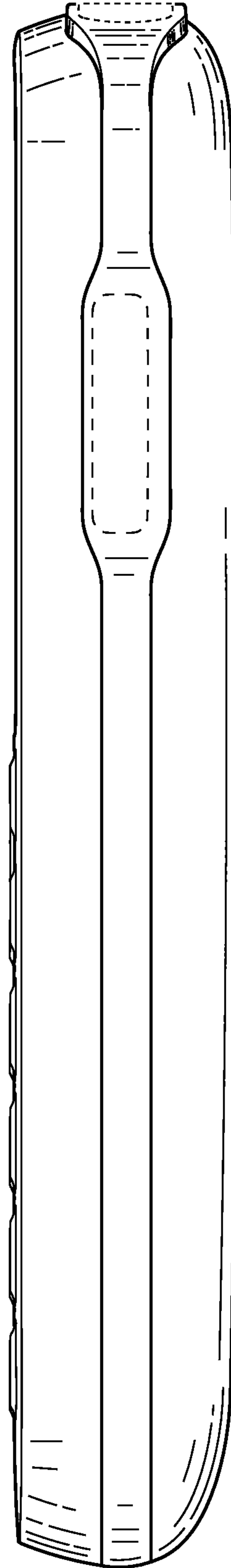


FIG. 5




FIG. 6




FIG. 7

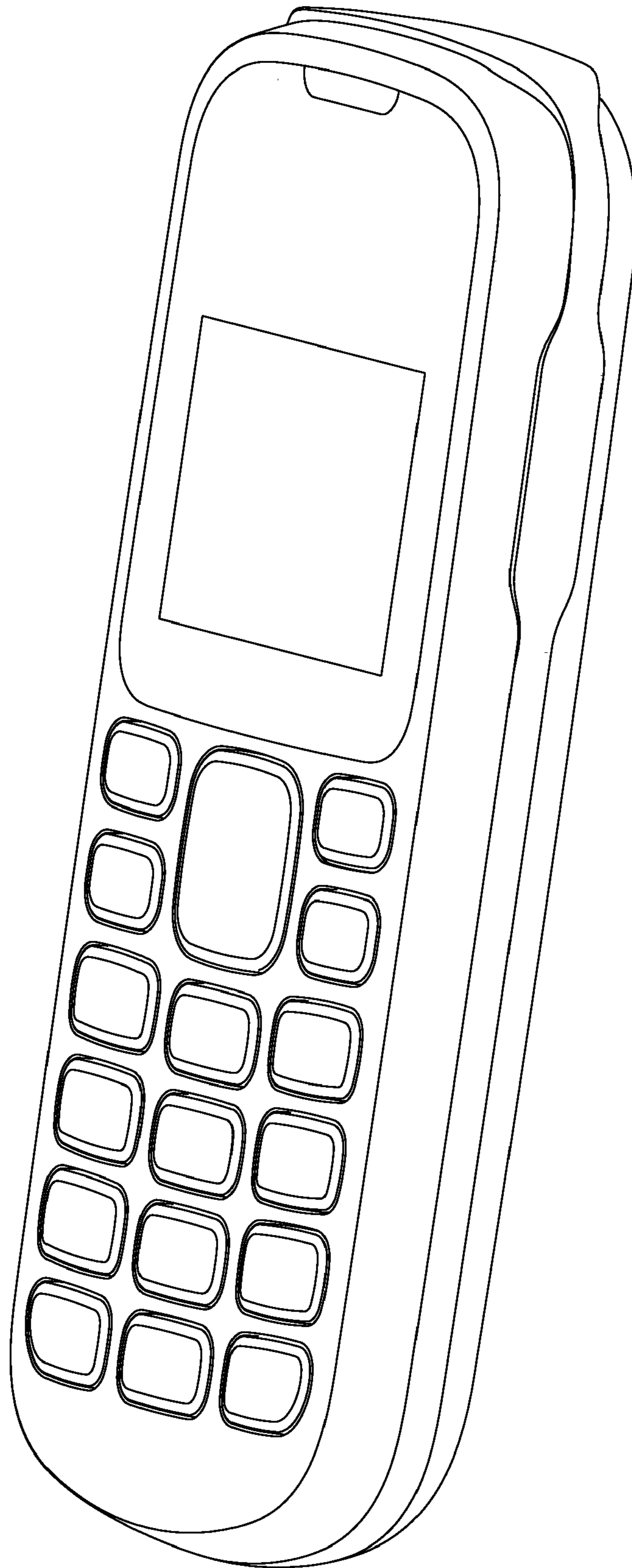


FIG. 8




FIG. 9




FIG. 10

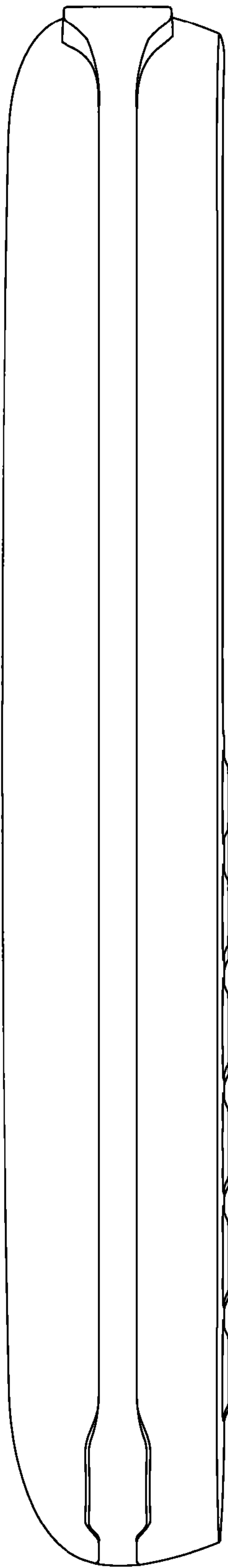


FIG. 11

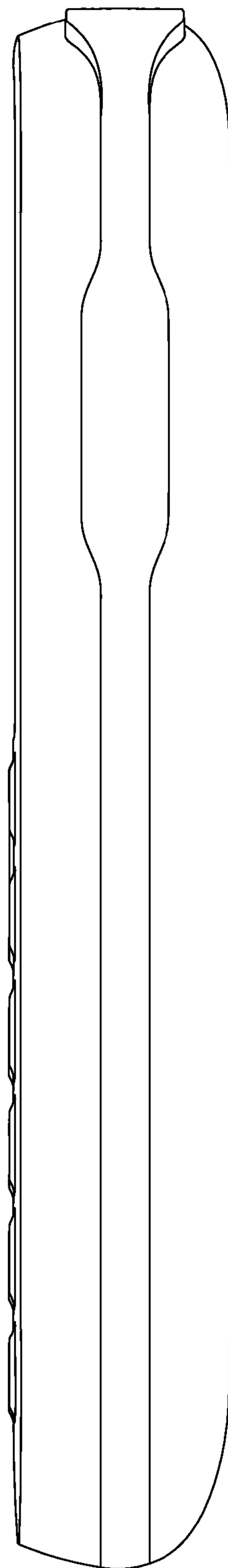


FIG. 12




FIG. 13

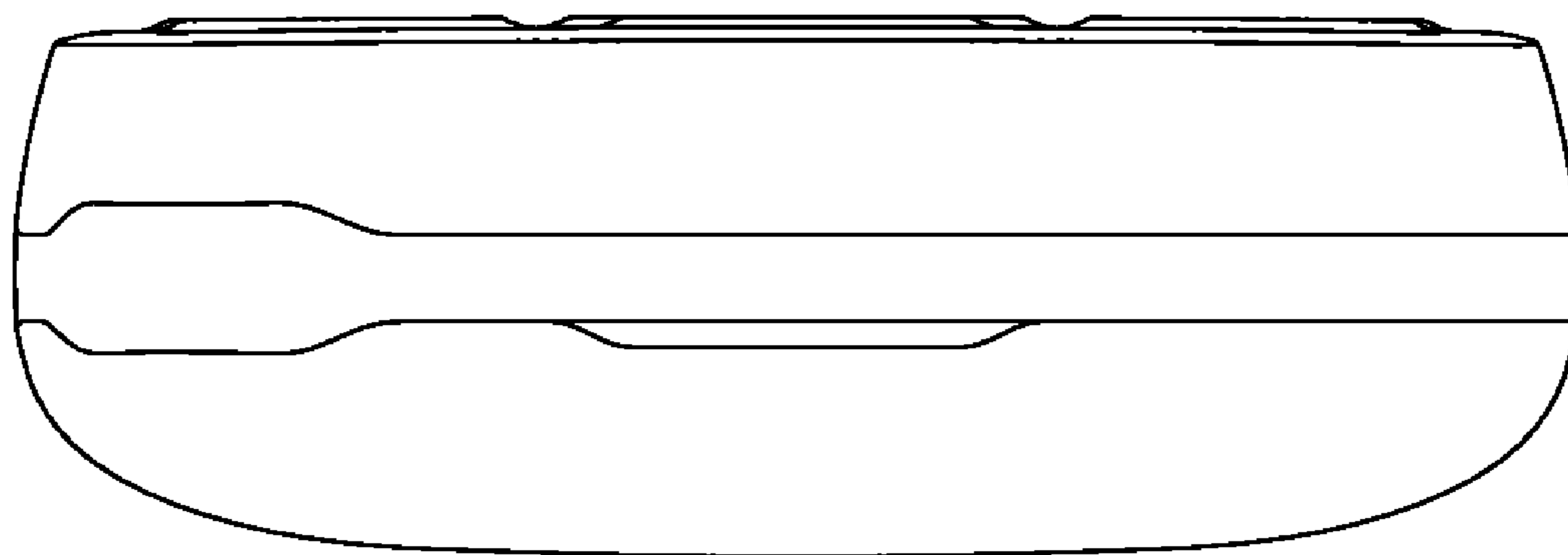


FIG. 14