



US00D617752S

(12) **United States Design Patent**  
**Montin**

(10) **Patent No.:** **US D617,752 S**  
(45) **Date of Patent:** **\*\* Jun. 15, 2010**

(54) **HANDSET**

(75) Inventor: **Petri Montin**, Oulu (FI)

(73) Assignee: **Nokia Corporation**, Espoo (FI)

(\*\*) Term: **14 Years**

(21) Appl. No.: **29/325,202**

(22) Filed: **Sep. 26, 2008**

(51) **LOC (9) Cl.** ..... **14-03**

(52) **U.S. Cl.** ..... **D14/138 AA**

(58) **Field of Classification Search** ..... D14/341-347,  
D14/147, 496, 203.3, 203.4, 203.7, 138 AA,  
D14/138 R, 138 AD, 248; 455/575.1, 575.4,  
455/556.2

See application file for complete search history.

(56) **References Cited**

**U.S. PATENT DOCUMENTS**

- D407,703 S \* 4/1999 Stokes ..... D14/147
- D492,660 S \* 7/2004 Kim et al. .... D14/138 AA
- D503,163 S \* 3/2005 Chan et al. .... D14/138 AA
- D514,079 S \* 1/2006 Lai ..... D14/138 AA
- D523,836 S \* 6/2006 Park ..... D14/138 AA

(Continued)

**OTHER PUBLICATIONS**

Nokia 6270 classic telephone, announced Feb. 2009, [online], [site visited Jan. 19, 2010]. Available from Internet ,<URL: <http://www.gsmarena.com>>.\*

(Continued)

*Primary Examiner*—Jeffrey D Asch

(74) *Attorney, Agent, or Firm*—Banner & Witcoff, Ltd.

(57) **CLAIM**

The ornamental design for a handset, as shown and described.

**DESCRIPTION**

FIG. 1 is a front perspective view of a first embodiment of a handset showing my new design;

FIG. 2 is a front view thereof;

FIG. 3 is a rear view thereof;

FIG. 4 is a right side view thereof;

FIG. 5 is a left side view thereof;

FIG. 6 is a top view thereof;

FIG. 7 is a bottom view thereof;

FIG. 8 is a rear perspective view thereof;

FIG. 9 is a front perspective view of a second embodiment of a handset showing my new design;

FIG. 10 is a front view thereof;

FIG. 11 is a rear view thereof;

FIG. 12 is a right side view thereof;

FIG. 13 is a left side view thereof;

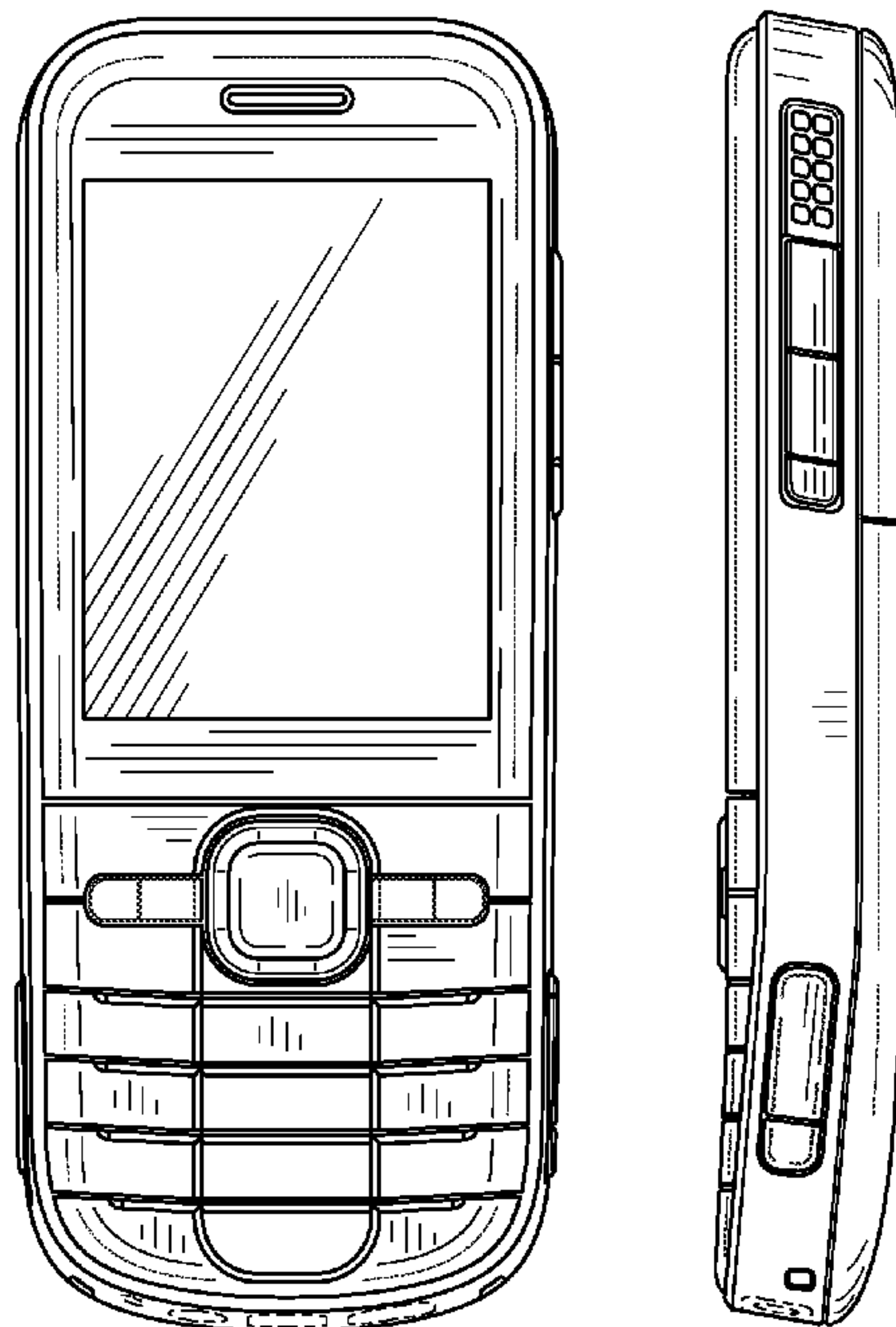
FIG. 14 is a top view thereof;

FIG. 15 is a bottom view thereof; and,

FIG. 16 is a rear perspective view thereof.

The broken lines shown in FIGS. 1-8 that are immediately adjacent to the shaded areas represent the bounds of the embodiment in which they are shown; the broken lines form no part of the embodiment in which they are shown.

**1 Claim, 6 Drawing Sheets**



# US D617,752 S

Page 2

## U.S. PATENT DOCUMENTS

D523,837 S \* 6/2006 Lee ..... D14/138 AA  
D524,786 S \* 7/2006 Paradise et al. .... D14/138 AA  
D546,316 S \* 7/2007 Wu et al. .... D14/138 AA  
D546,801 S \* 7/2007 Jung ..... D14/138 AA  
D560,630 S 1/2008 Mitchell et al.  
D574,349 S 8/2008 Mitchell  
D574,802 S 8/2008 Eroma et al.  
D576,993 S \* 9/2008 Park et al. .... D14/138 AA  
D583,352 S \* 12/2008 Son et al. .... D14/138 AA  
D590,367 S \* 4/2009 Tompkin ..... D14/138 AA  
D591,253 S \* 4/2009 Liu ..... D14/138 AA  
D593,055 S \* 5/2009 Pottie et al. .... D14/138 AA  
D593,522 S \* 6/2009 Chen ..... D14/138 AA  
D598,412 S \* 8/2009 Oh ..... D14/138 AA  
D598,413 S \* 8/2009 Chen ..... D14/138 AA  
D599,770 S \* 9/2009 Salmi et al. .... D14/138 AD  
D602,459 S \* 10/2009 Cai ..... D14/138 AA  
D606,955 S \* 12/2009 Salmi ..... D14/138 AA  
D608,324 S \* 1/2010 He ..... D14/138 AA  
D608,355 S \* 1/2010 Fahlgren et al. .... D14/248

D608,758 S \* 1/2010 Nahal et al. .... D14/138 AA  
D609,669 S \* 2/2010 Li et al. .... D14/138 AA  
D610,122 S \* 2/2010 Kim et al. .... D14/138 AA

## OTHER PUBLICATIONS

Nokia 6220 classic telephone, announced Feb. 2008, [online], [site visited Jan. 19, 2010]. Available from Internet ,<URL: <http://www.gsmarena.com>>.\*

Nokia 3120 classic telephone, announced Feb. 2008, [online], [site visited Jan. 19, 2010]. Available from Internet ,<URL: <http://www.gsmarena.com>>.\*

HTC Hero telephone, announced Jun. 2009, [online], [site visited Jan. 19, 2010]. Available from Internet ,<URL: <http://www.gsmarena.com>>.\*

Vodafone 716 telephone, announced Feb. 2008, [online], [site visited Jan. 19, 2010]. Available from Internet ,<URL: <http://www.gsmarena.com>>.\*

Nokia Model #6220 Classic, Nokia Corporation, 1 color sheet of photographs, disclosed on or about Feb. 11, 2008.

\* cited by examiner




FIG. 1

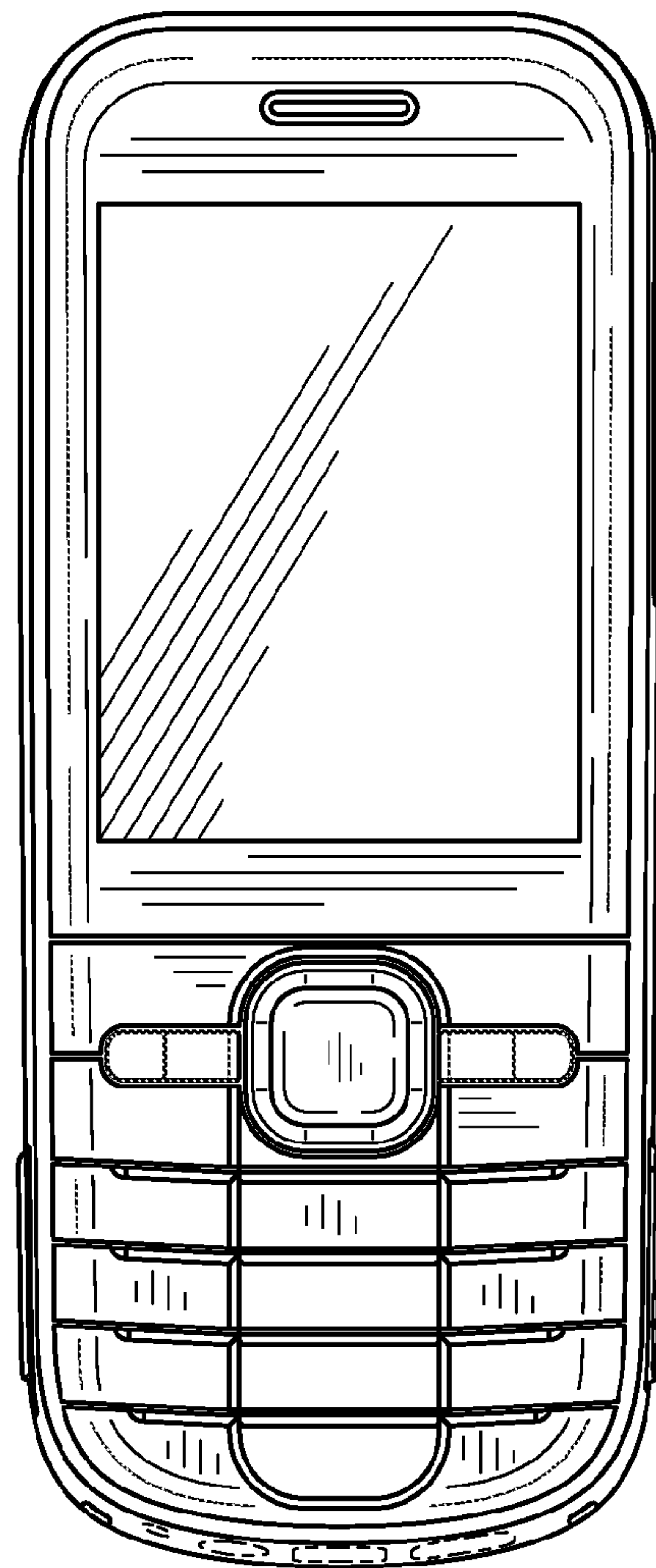


FIG. 2

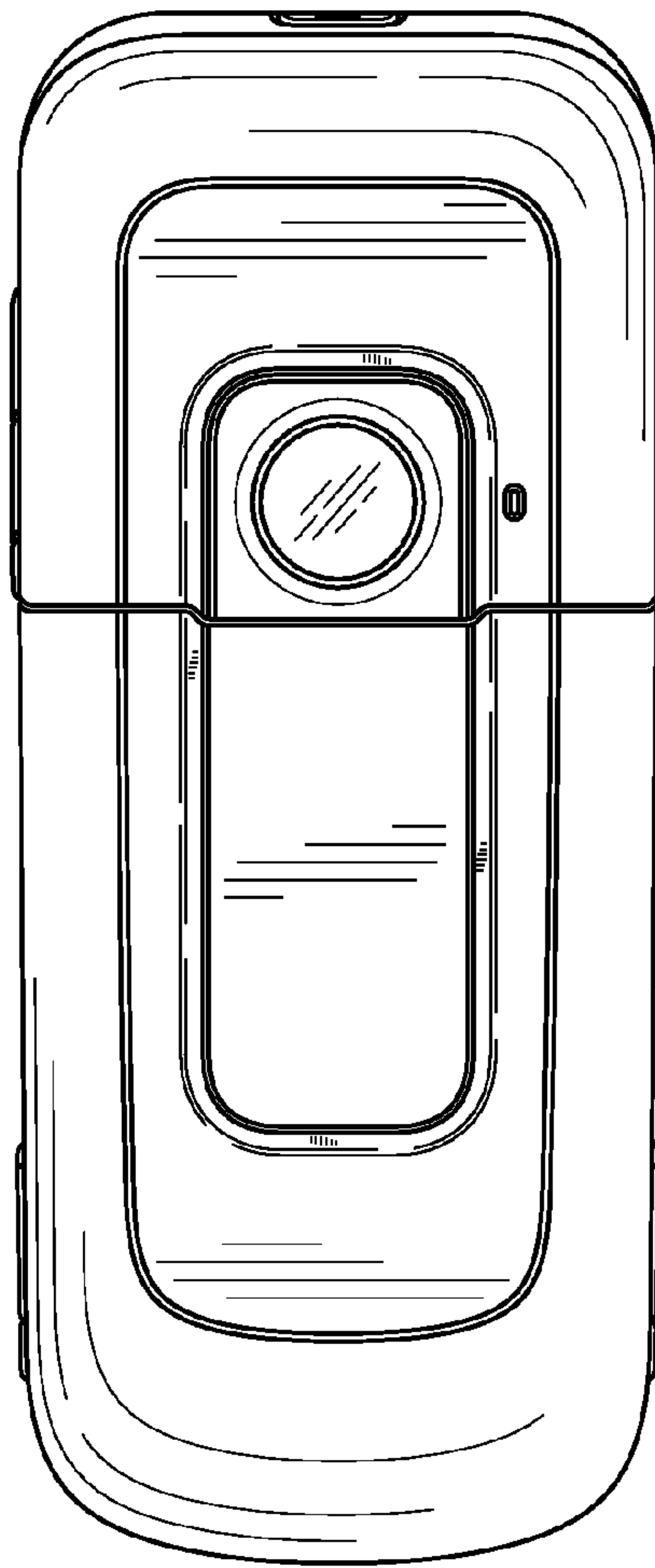


FIG. 3

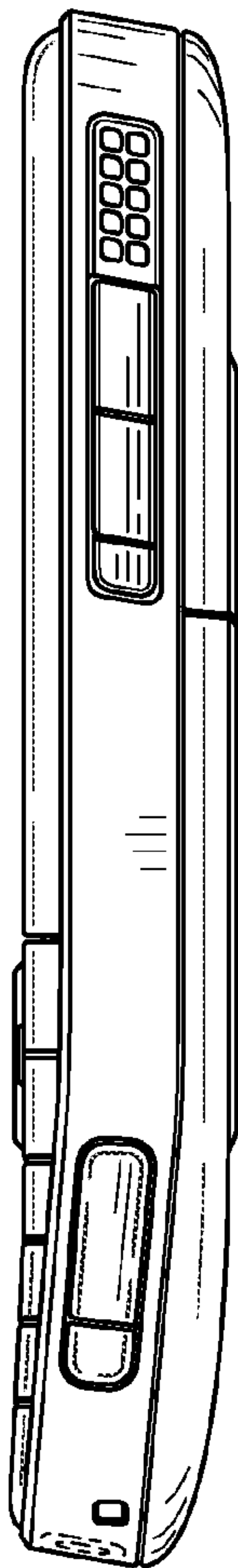


FIG. 4

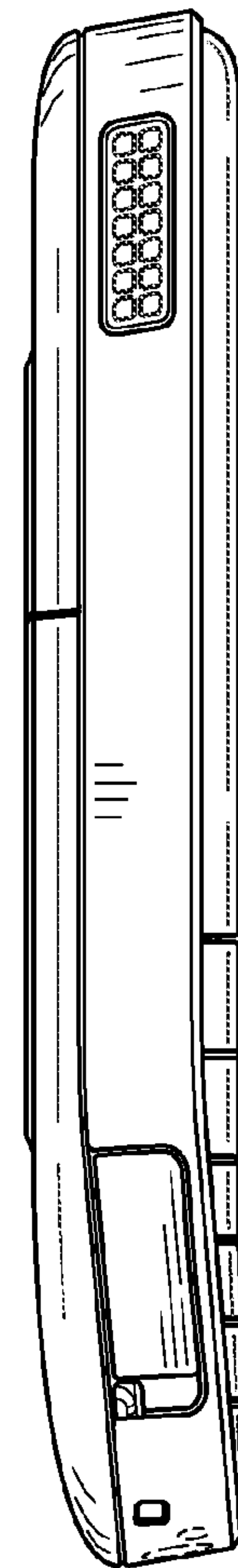


FIG. 5



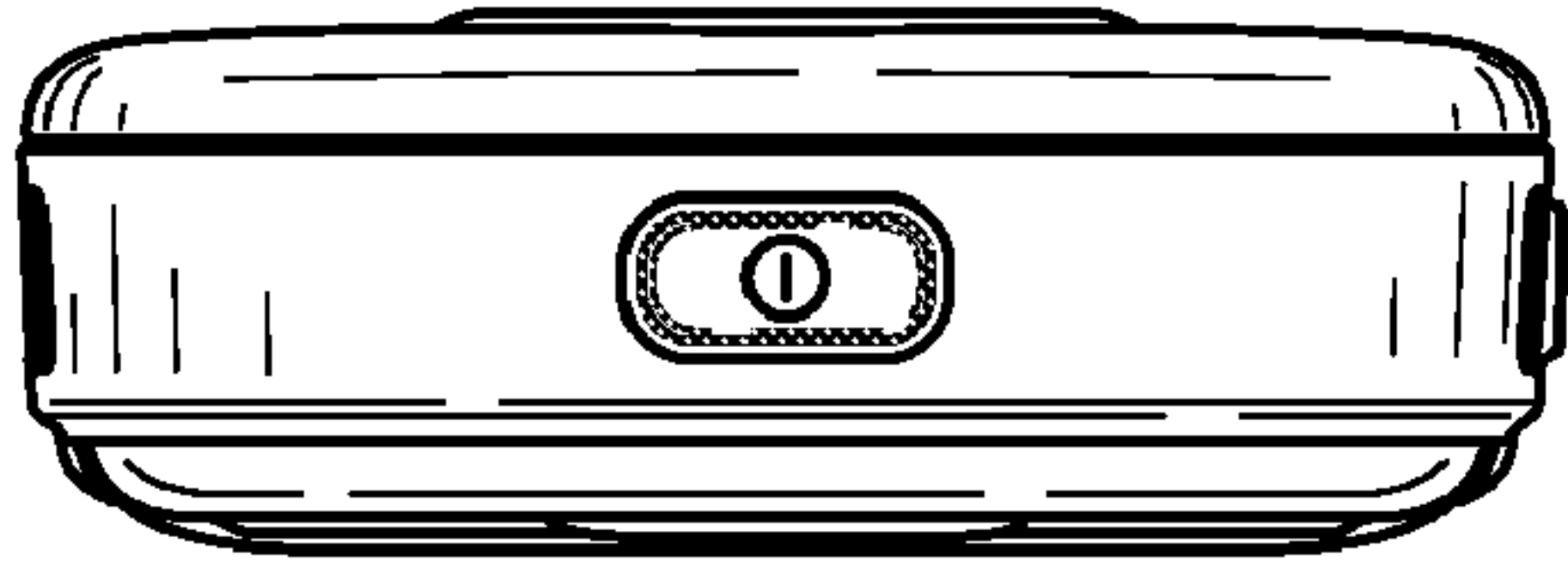


FIG. 6

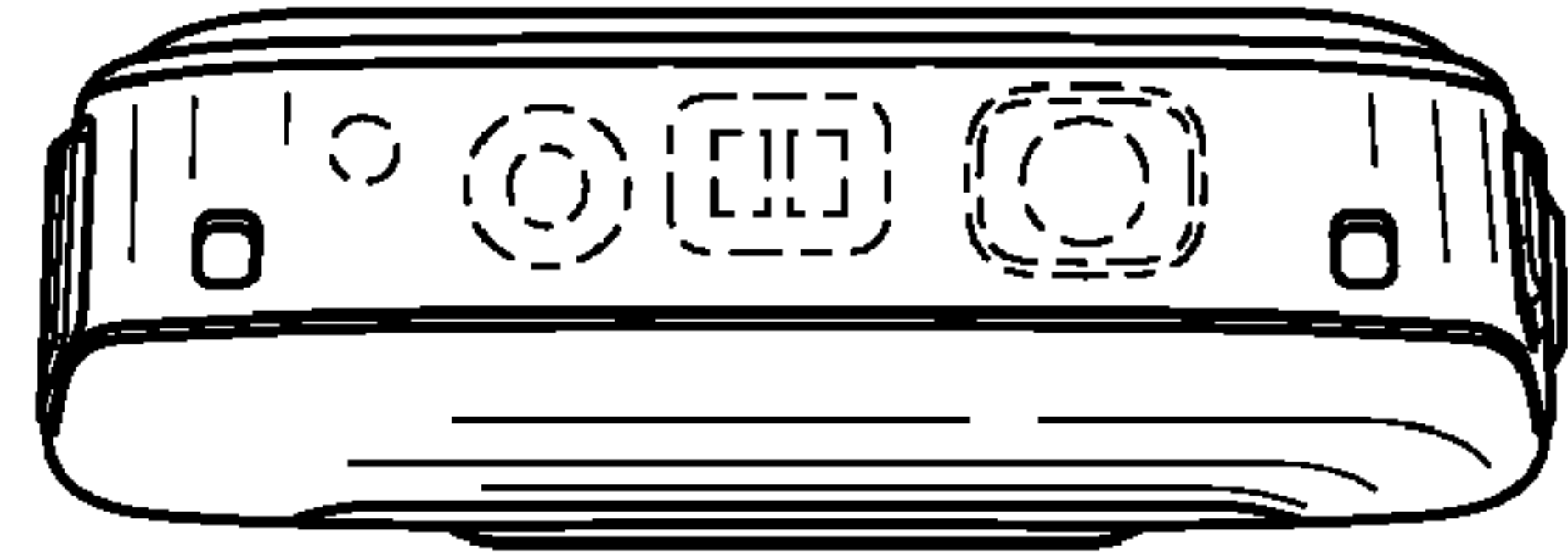


FIG. 7

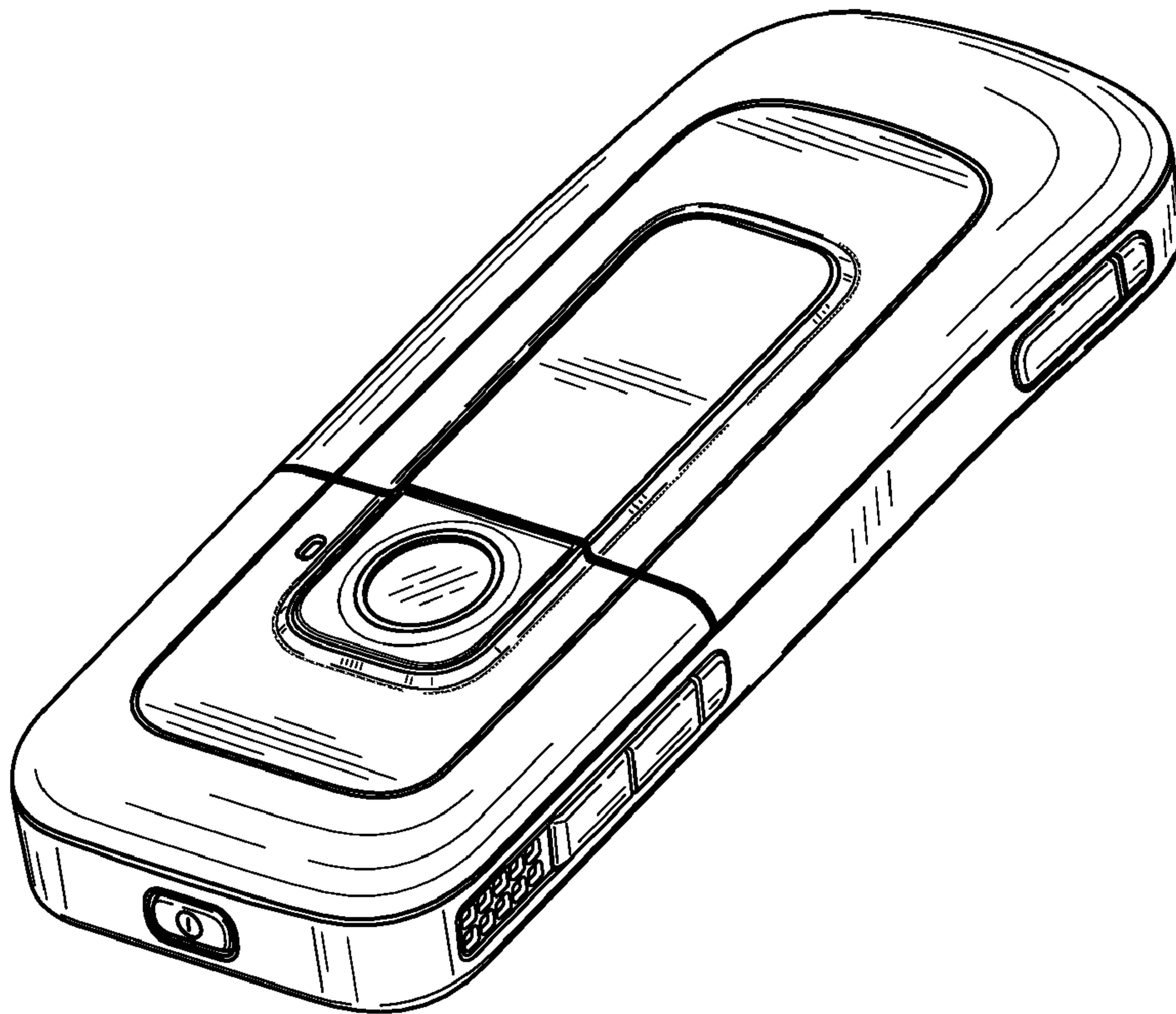


FIG. 8

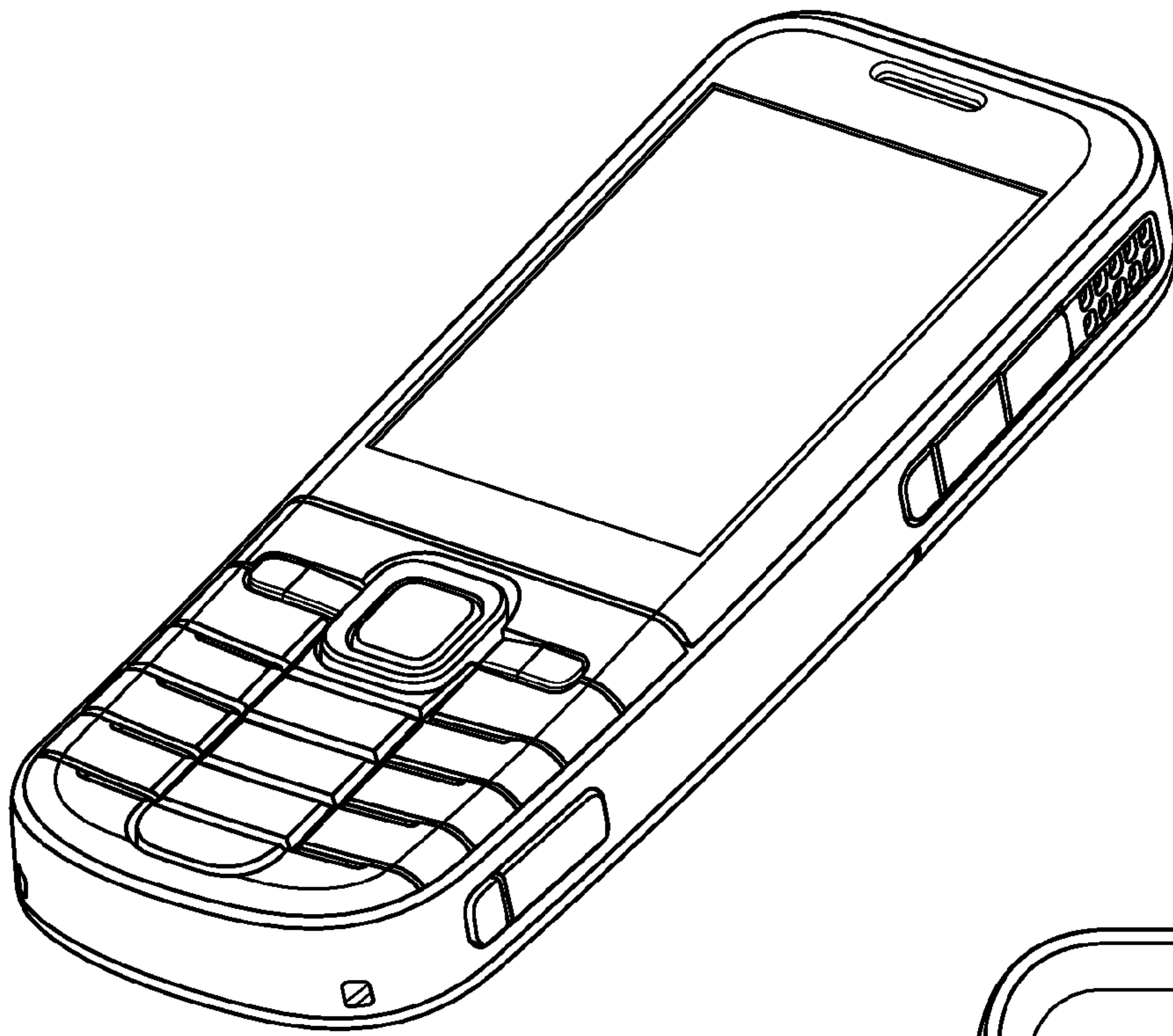


FIG. 9

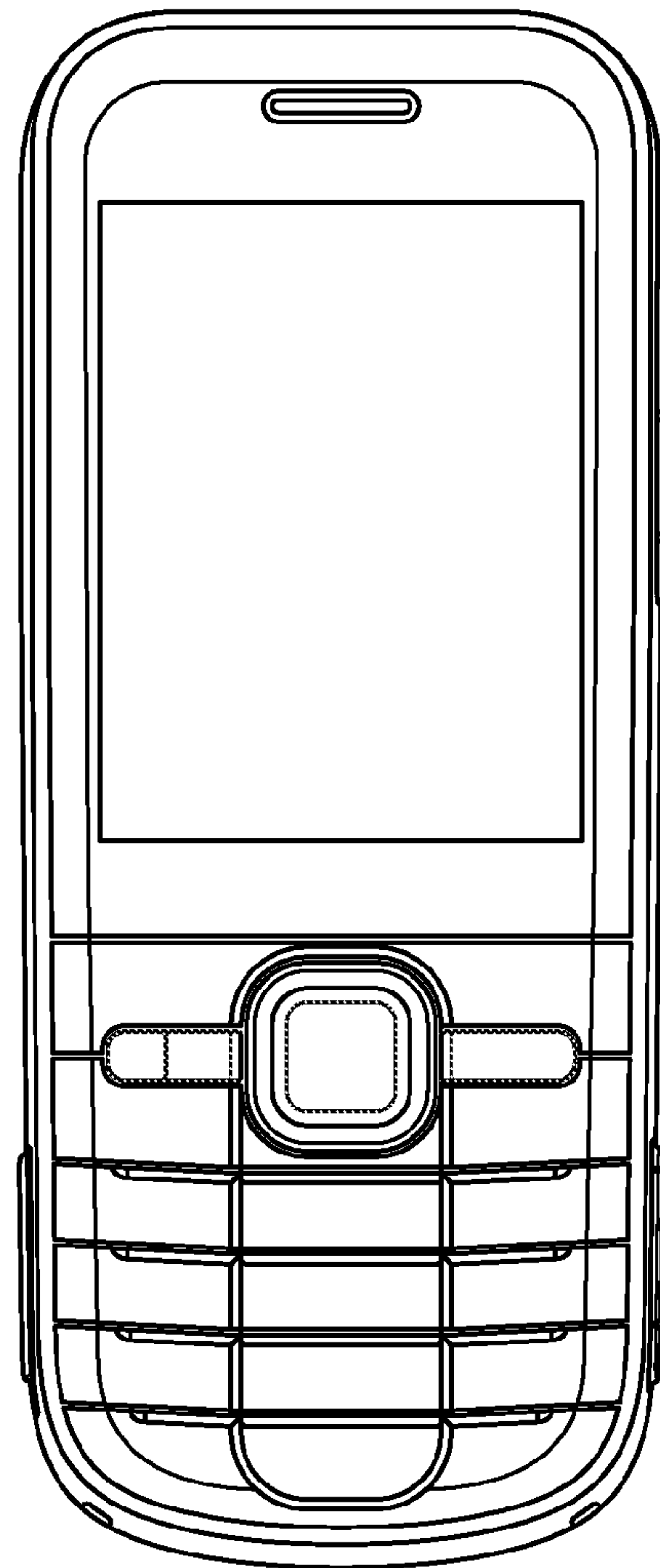


FIG. 10

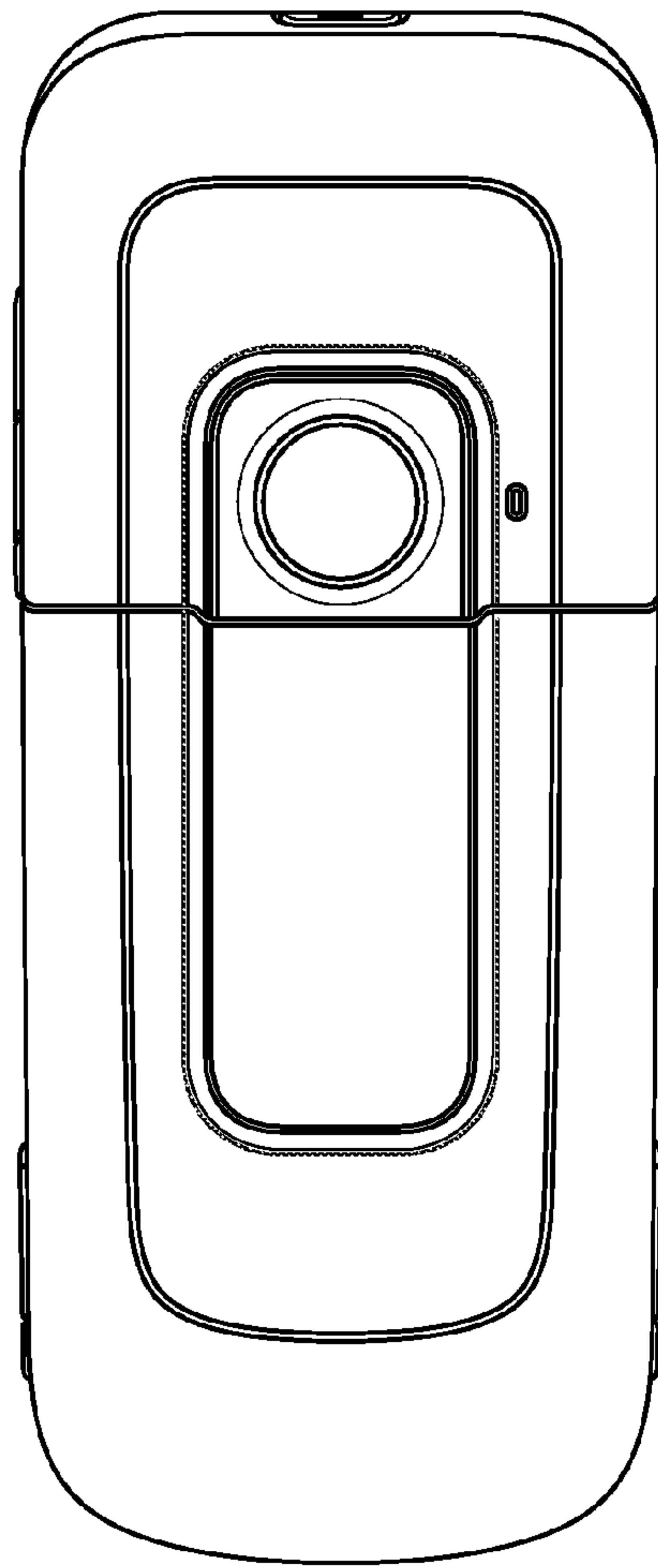


FIG. 11




FIG. 12

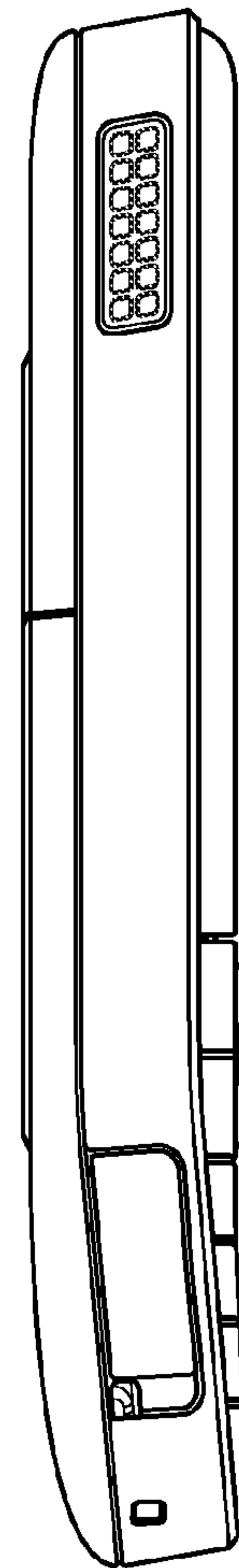


FIG. 13

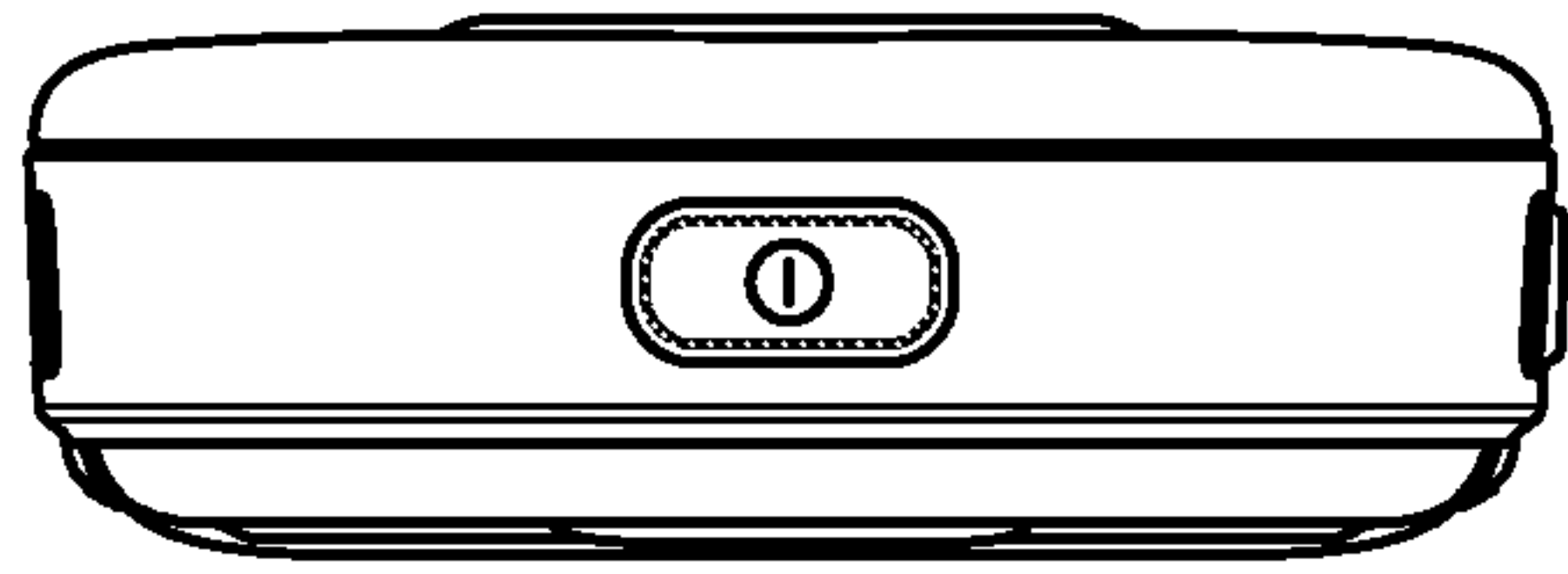


FIG. 14

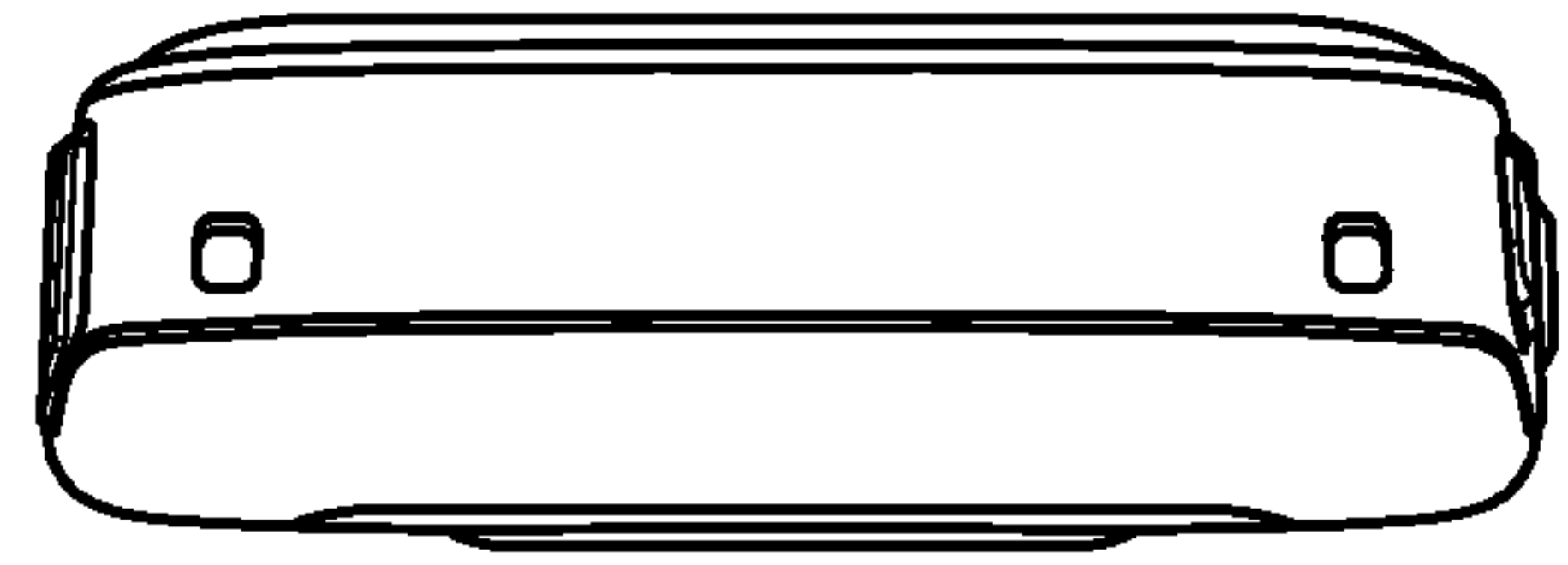


FIG. 15

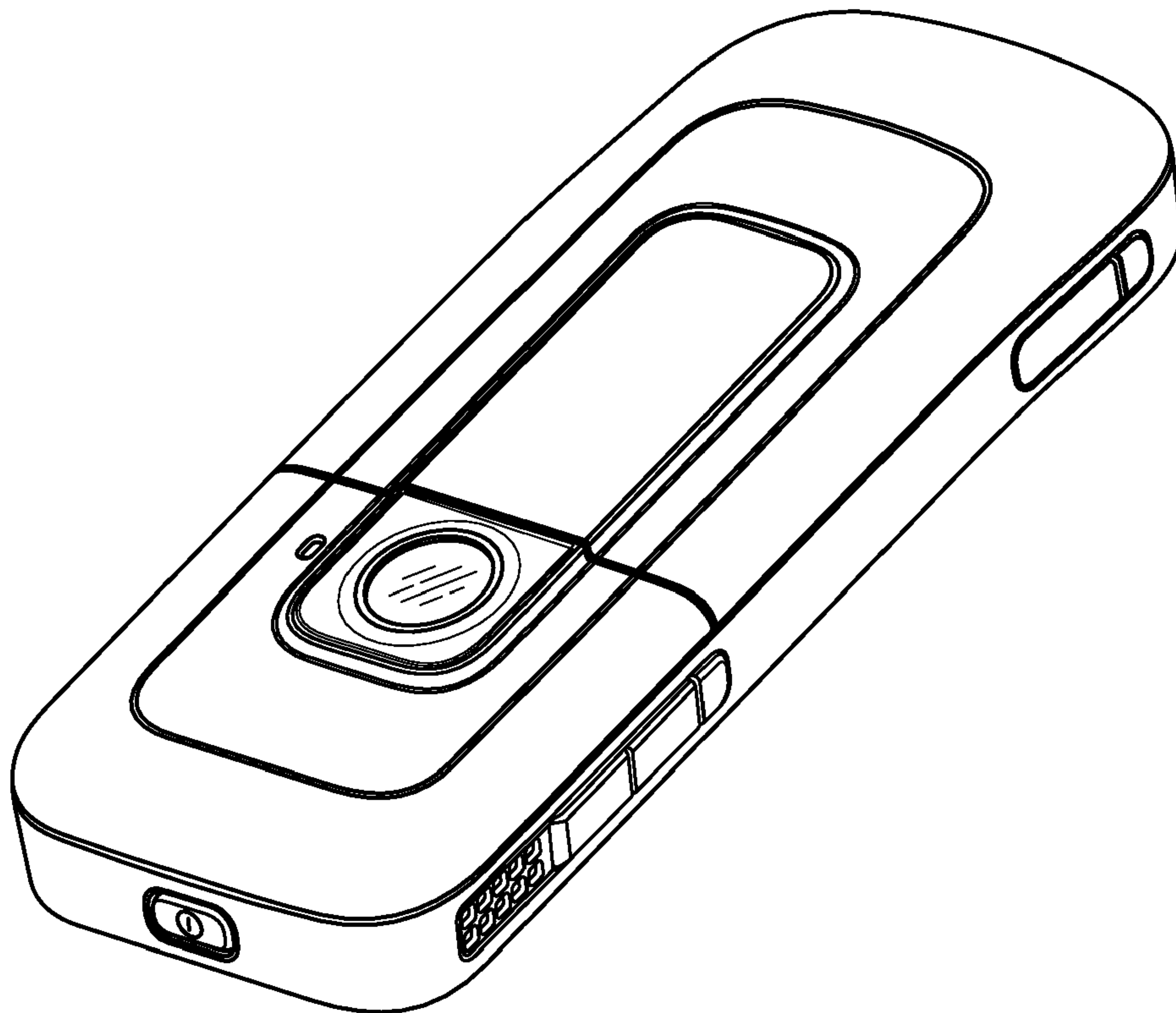


FIG. 16