



US00D617746S

(12) **United States Design Patent**
Choi

(10) **Patent No.:** **US D617,746 S**
(45) **Date of Patent:** **** Jun. 15, 2010**

(54) **REMOTE CONTROLLER FOR BIDET**

(75) Inventor: **Hun Jung Choi**, Gyunggi-do (KR)

(73) Assignee: **Woongjin Coway Co., Ltd.**,
Choongcheongnam-Do (KR)

(**) Term: **14 Years**

(21) Appl. No.: **29/338,257**

(22) Filed: **Jun. 8, 2009**

(30) **Foreign Application Priority Data**

Feb. 19, 2009 (KR) 30-2009-0006943

(51) **LOC (9) Cl.** **13-03**

(52) **U.S. Cl.** **D13/168; D13/164**

(58) **Field of Classification Search** D13/158-168,
D13/171, 173, 177, 184, 199; D14/218,
D14/247; D10/104, 106; 340/825.22, 825.24,
340/825.25, 825.31, 825.36, 825.69, 825.72;
341/20, 22, 23, 34, 176; 345/156, 158, 169;
348/734; 455/92, 95, 100, 128, 151.1-151.4,
455/352-355; 463/39; 700/17, 19, 20, 65,
700/83; 701/2

See application file for complete search history.

(56) **References Cited**

U.S. PATENT DOCUMENTS

D348,652 S * 7/1994 Reed et al. D13/162
D402,966 S * 12/1998 Lim D13/168
D531,136 S * 10/2006 Schoenert et al. D13/168

D540,749 S * 4/2007 Kaule D13/168
D553,582 S * 10/2007 Virtanen et al. D13/164
D568,827 S * 5/2008 Ikeda et al. D13/168
D591,244 S * 4/2009 Birmingham et al. D13/154

FOREIGN PATENT DOCUMENTS

KR 30-0461800 9/2007

* cited by examiner

Primary Examiner—Daniel D Bui

Assistant Examiner—Thomas J Johannes

(74) *Attorney, Agent, or Firm*—McDermott Will & Emery
LLP

(57) **CLAIM**

I claim the ornamental design for a remote controller for bidet, as shown and described.

DESCRIPTION

FIG. 1 is a perspective view of a remote controller for bidet showing my new design.

FIG. 2 is the front view thereof.

FIG. 3 is the rear view thereof.

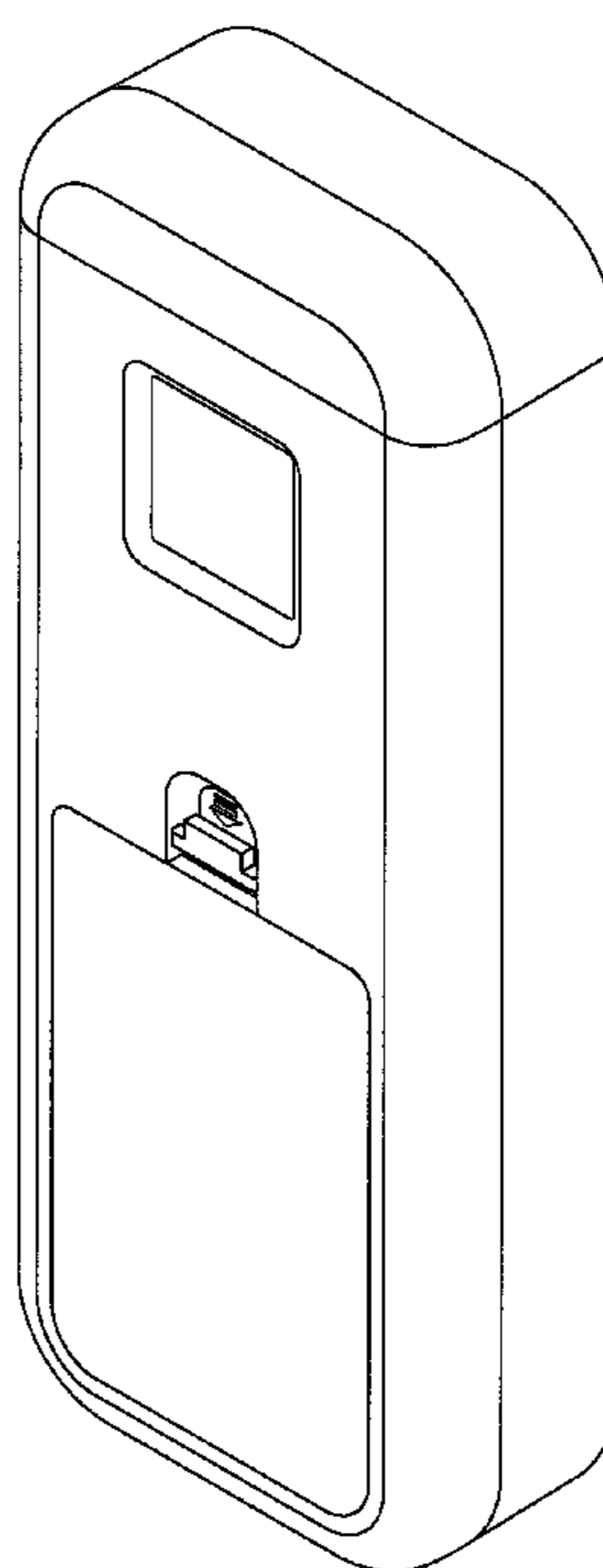
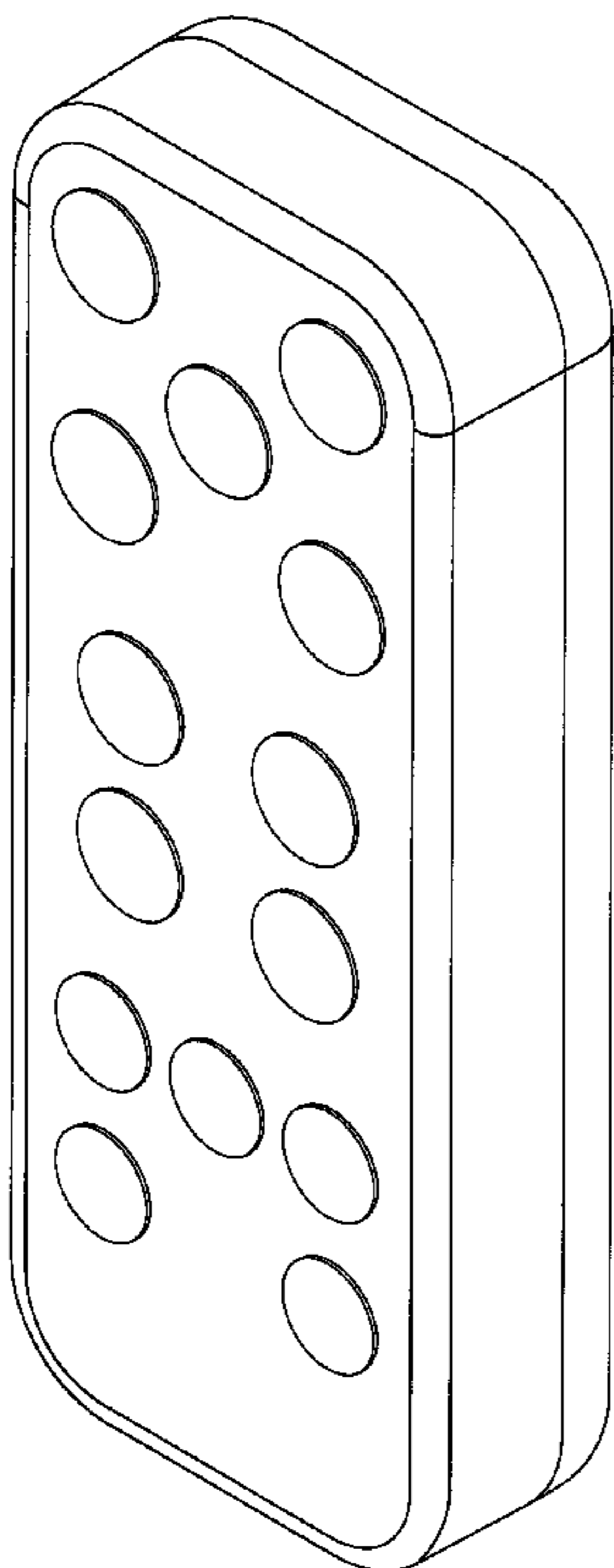
FIG. 4 is the left side view thereof, with the right side view being a mirror image thereto.

FIG. 5 is the top plan view thereof.

FIG. 6 is the bottom view thereof; and,

FIG. 7 is a rear perspective view thereof.

1 Claim, 6 Drawing Sheets






FIG. 1




FIG. 2

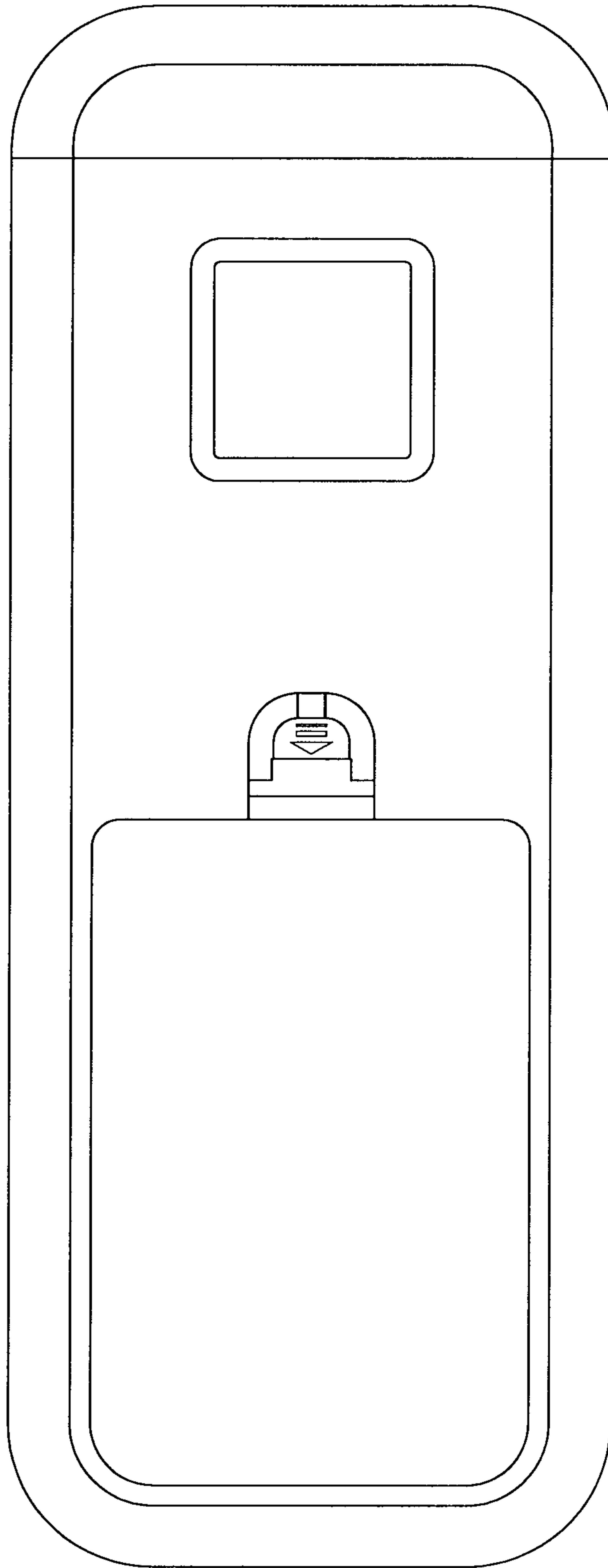


FIG. 3




FIG. 4




FIG. 5




FIG. 6

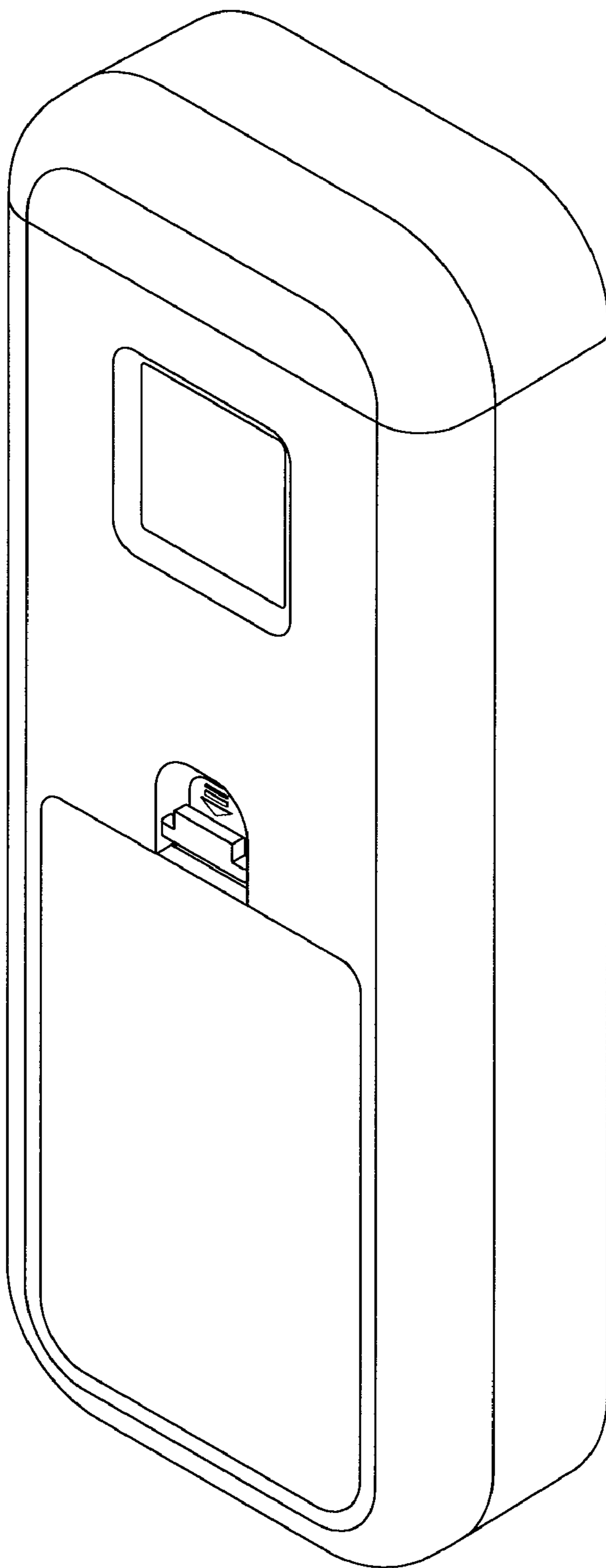


FIG. 7