



US00D617741S

(12) **United States Design Patent**  
**Fennell**

(10) **Patent No.:** **US D617,741 S**

(45) **Date of Patent:** **\*\* Jun. 15, 2010**

(54) **CONNECTOR ASSEMBLY**

D578,075 S \* 10/2008 Yang ..... D13/154  
7,611,386 B1 \* 11/2009 Zhang et al. .... 439/660

(76) Inventor: **Michael P. Fennell**, 21 Legend Rd., San Anselmo, CA (US) 94960

\* cited by examiner

(\*\*) Term: **14 Years**

*Primary Examiner*—Daniel D Bui

(74) *Attorney, Agent, or Firm*—Dale F. Regelman; Quarles & Brady LLP

(21) Appl. No.: **29/338,547**

(22) Filed: **Jun. 12, 2009**

(57) **CLAIM**

(51) **LOC (9) Cl.** ..... **13-03**

The ornamental design for a connector assembly, as shown and described.

(52) **U.S. Cl.** ..... **D13/154**

(58) **Field of Classification Search** ..... D13/147,  
D13/154, 184; 439/73, 79, 83, 181, 495,  
439/607–610, 637

**DESCRIPTION**

See application file for complete search history.

FIG. 1 is a perspective view of the connector assembly showing my new design;

FIG. 2 is a front side view thereof;

FIG. 3 is a back side view thereof;

FIG. 4 is a side view thereof;

FIG. 5 is another side view thereof; and,

FIG. 6 is a top and bottom view thereof.

(56) **References Cited**

**U.S. PATENT DOCUMENTS**

2,229,585 A \* 1/1941 Osenberg ..... 439/678  
D173,694 S \* 12/1954 Fox ..... D13/133  
5,186,647 A \* 2/1993 Denkmann et al. .... 439/395  
6,196,886 B1 \* 3/2001 Sato ..... 439/885  
D504,665 S \* 5/2005 Lai et al. .... D13/154

**1 Claim, 3 Drawing Sheets**




FIG. 1

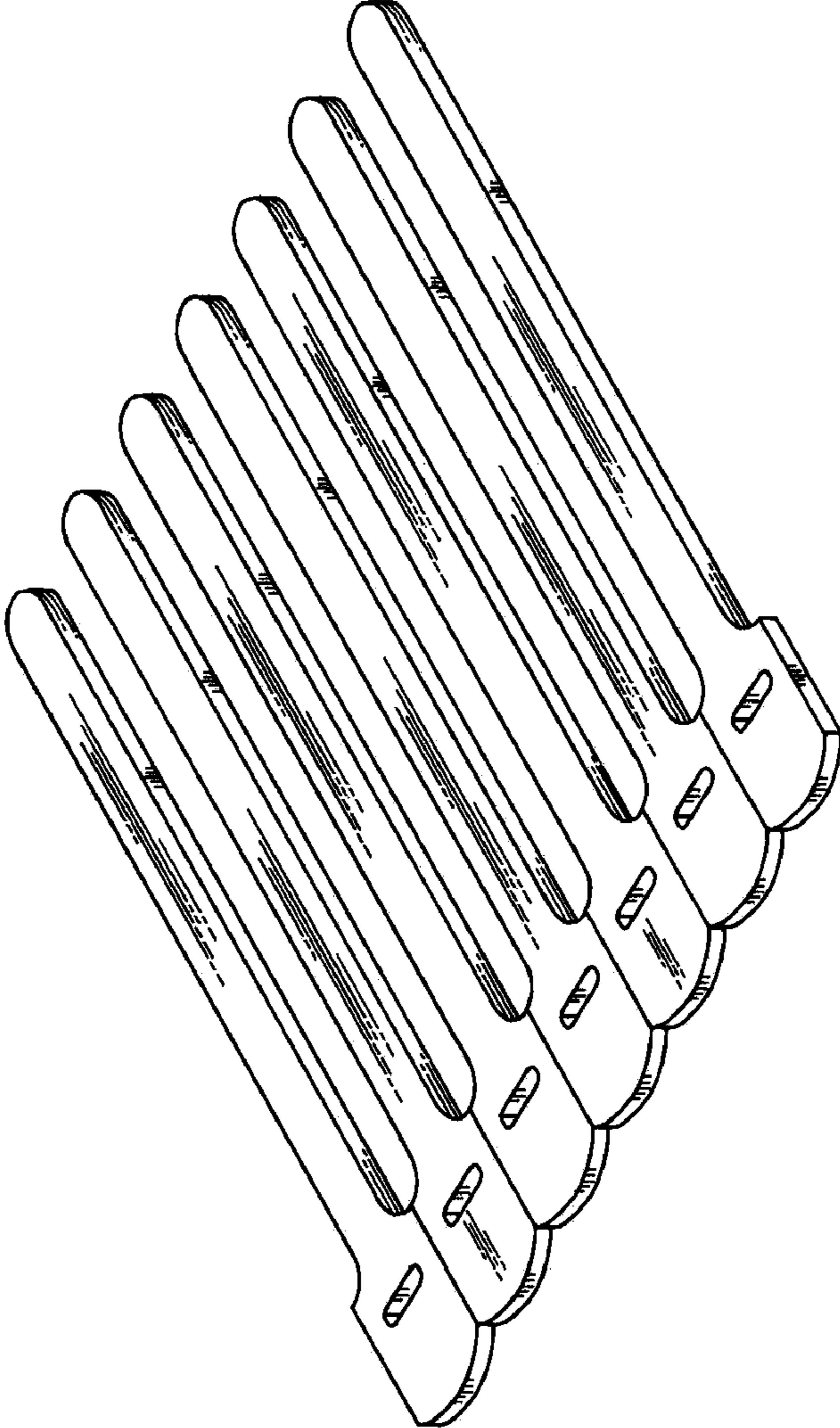


FIG. 2



FIG. 3



FIG. 4



FIG. 5





FIG. 6



UNITED STATES PATENT AND TRADEMARK OFFICE  
**CERTIFICATE OF CORRECTION**

PATENT NO. : D617,741 S  
APPLICATION NO. : 29/338547  
DATED : June 15, 2010  
INVENTOR(S) : Michael P. Fennell

Page 1 of 1

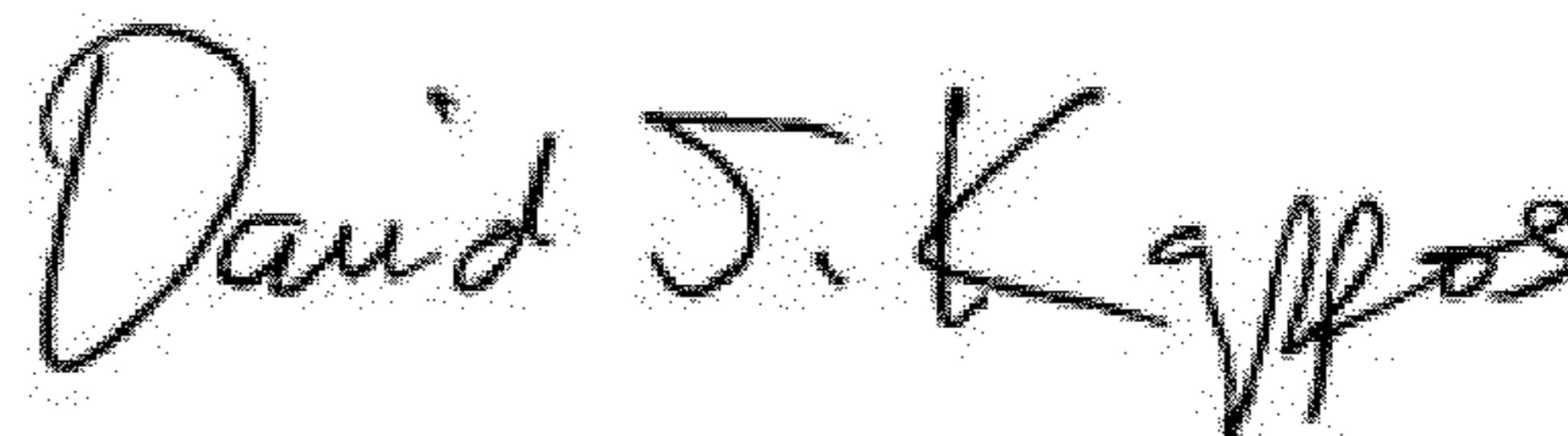
It is certified that error appears in the above-identified patent and that said Letters Patent is hereby corrected as shown below:

Title page, item [57]

Replace Heading [CLAIM] with --I CLAIM--

In Description, FIG. 1, replace [the] connector with --a-- connector

Signed and Sealed this  
Second Day of October, 2012

A handwritten signature in black ink that reads "David J. Kappos". The signature is written in a cursive style with a large initial "D" and "K".

David J. Kappos  
*Director of the United States Patent and Trademark Office*