



US00D617731S

(12) **United States Design Patent**
Starck

(10) **Patent No.:** **US D617,731 S**
(45) **Date of Patent:** **** Jun. 15, 2010**

(54) **ROTOR FOR WIND TURBINES**

(75) Inventor: **Philippe Starck**, Paris (FR)

(73) Assignee: **PHS General Design Services B.V.**,
Amsterdam (NL)

(**) Term: **14 Years**

(21) Appl. No.: **29/345,562**

(22) Filed: **Oct. 19, 2009**

Related U.S. Application Data

(63) Continuation-in-part of application No. 29/324,430,
filed on Sep. 11, 2008, now Pat. No. Des. 605,115.

(30) **Foreign Application Priority Data**

Mar. 12, 2008 (EM) 000896337

(51) **LOC (9) Cl.** **13-01**

(52) **U.S. Cl.** **D13/115**

(58) **Field of Classification Search** D13/115,
D13/101, 118, 199; D7/376, 379, 412; D15/1,
D15/199; 241/101.1; 290/55; 415/4.2, 122.1,
415/162, 907; 416/24, 176, 177, 196 A,
416/197 A

See application file for complete search history.

(56) **References Cited**

U.S. PATENT DOCUMENTS

3,951,351 A * 4/1976 Ernster et al. 241/101.1
3,995,170 A * 11/1976 Graybill 290/55

D252,572 S * 8/1979 Hanson D15/1
D252,877 S 9/1979 Hanson
4,414,477 A 11/1983 Mewburn-Crook et al.
D305,419 S 1/1990 Korneski
D338,871 S 8/1993 Carfagno
5,320,491 A 6/1994 Coleman et al.
D393,180 S * 4/1998 VanWestrienen D7/412
6,470,645 B1 10/2002 Maliszewski et al.
D508,893 S 8/2005 Kato et al.
D509,794 S 9/2005 Okubo et al.

* cited by examiner

Primary Examiner—Prabhakar Deshmukh

Assistant Examiner—Derrick Holland

(74) *Attorney, Agent, or Firm*—Townsend and Townsend and
Crew LLP

(57) **CLAIM**

The ornamental design for rotor for wind turbines, as shown
and described.

DESCRIPTION

FIG. 1 is a front, right side perspective view of rotor for wind
turbines showing my new design;

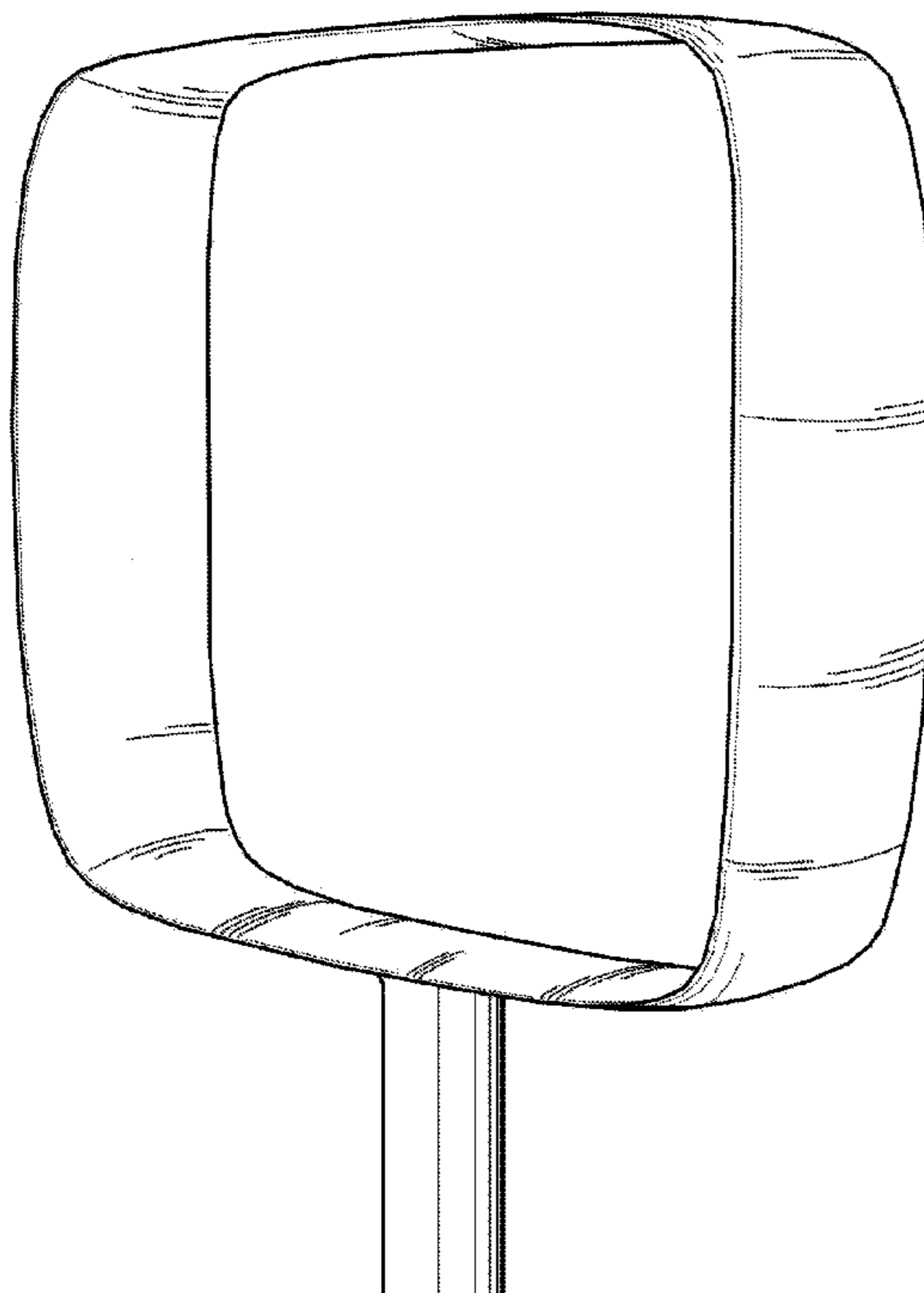
FIG. 2 is a front, right side perspective view thereof, rotated to
show more of the right side;

FIG. 3 is a right side elevational view, the left side elevational
view being a mirror image thereof;

FIG. 4 is a rear, right side perspective view thereof; and,

FIG. 5 is a rear, right side perspective view thereof, rotated so
as to show more of the rear side.

1 Claim, 5 Drawing Sheets



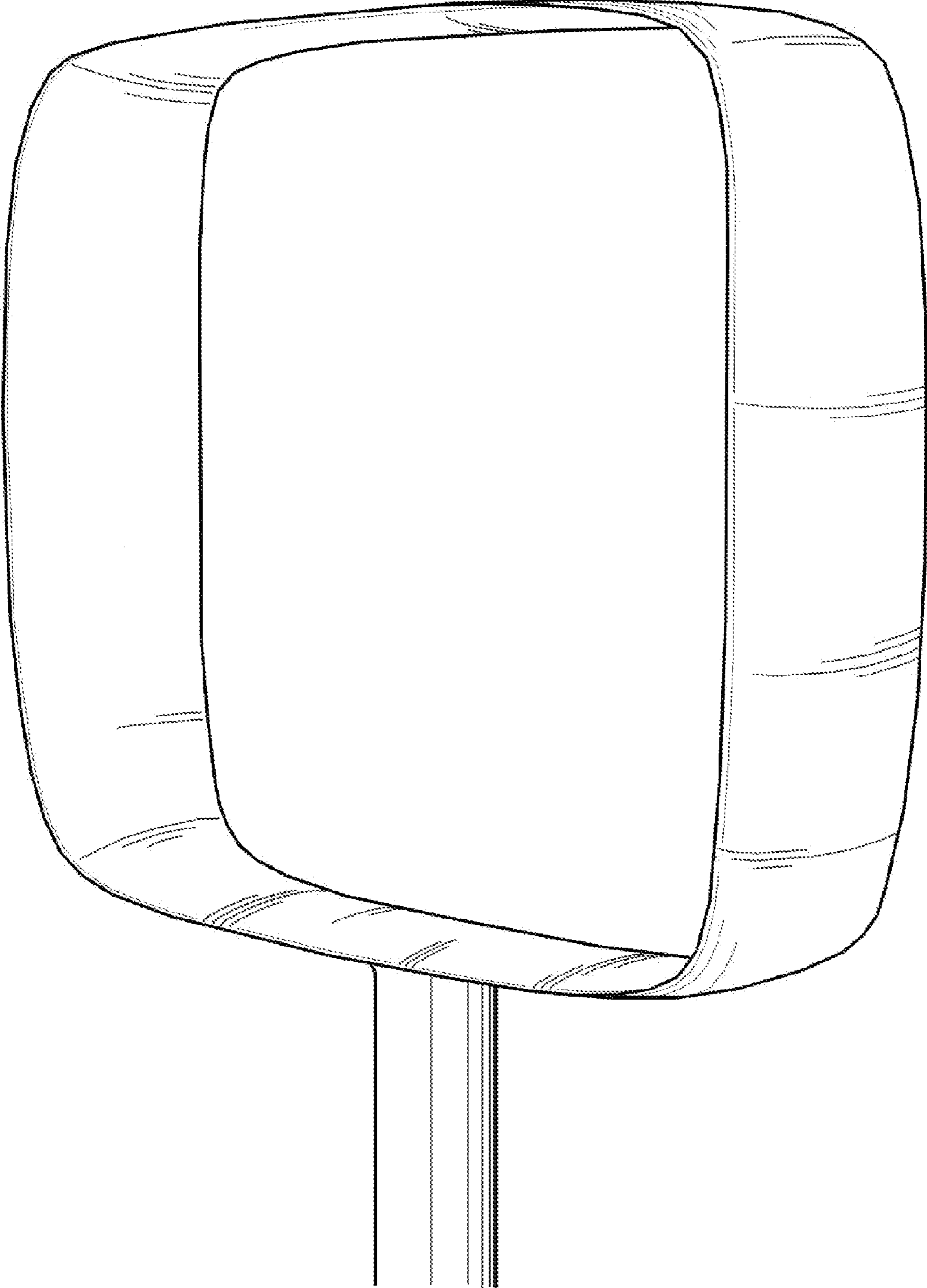


FIG. 1

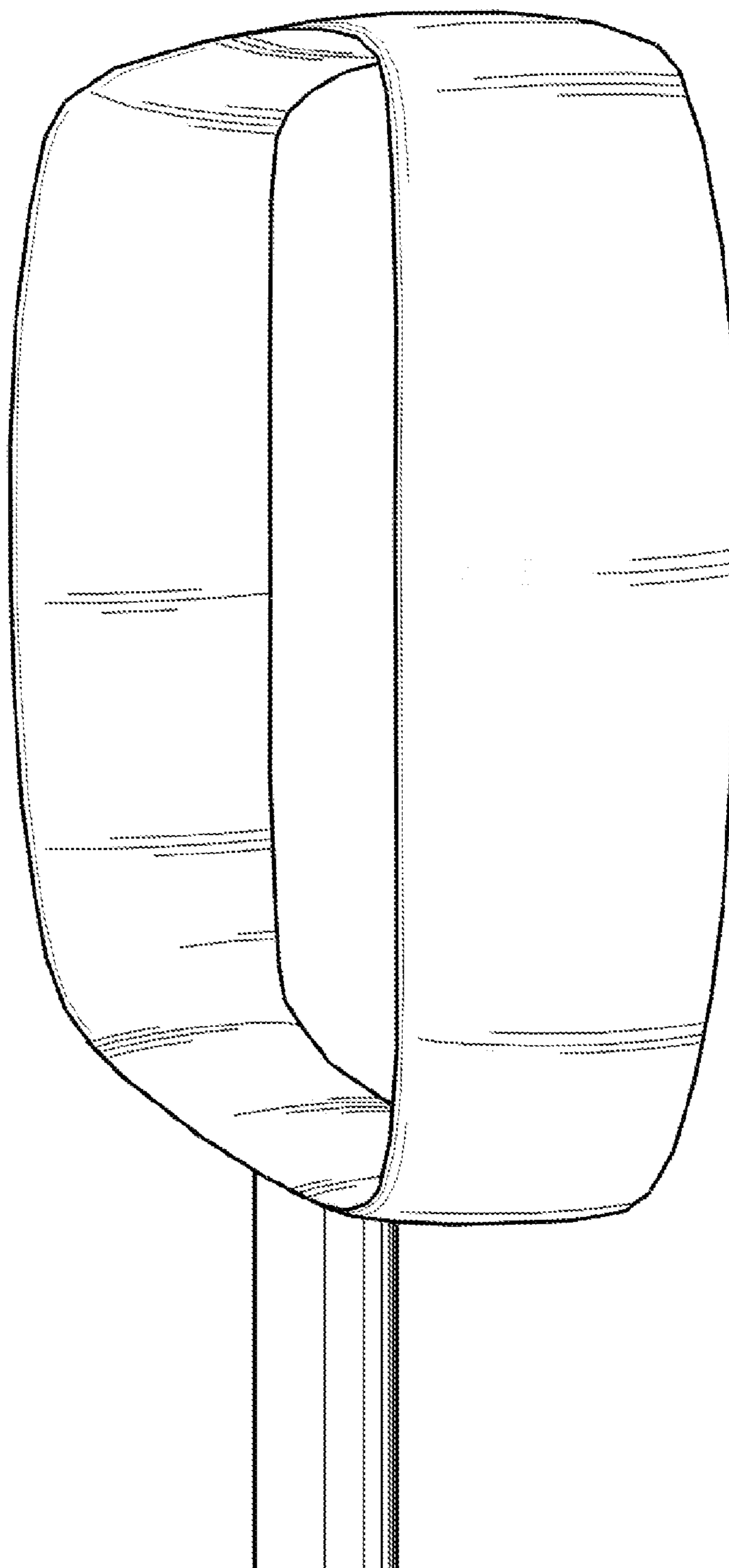


FIG.2

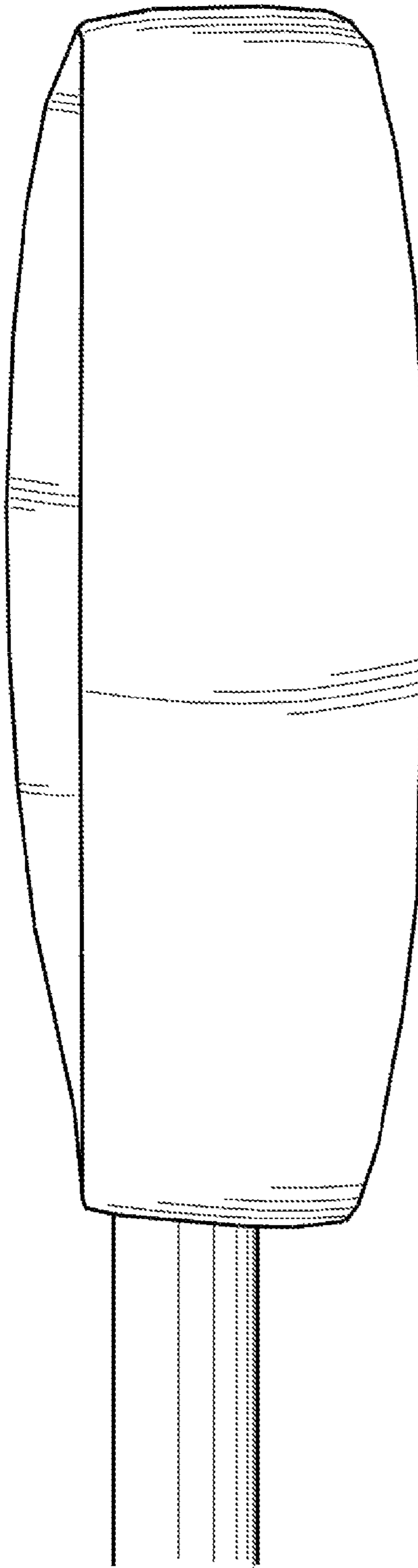


FIG. 3

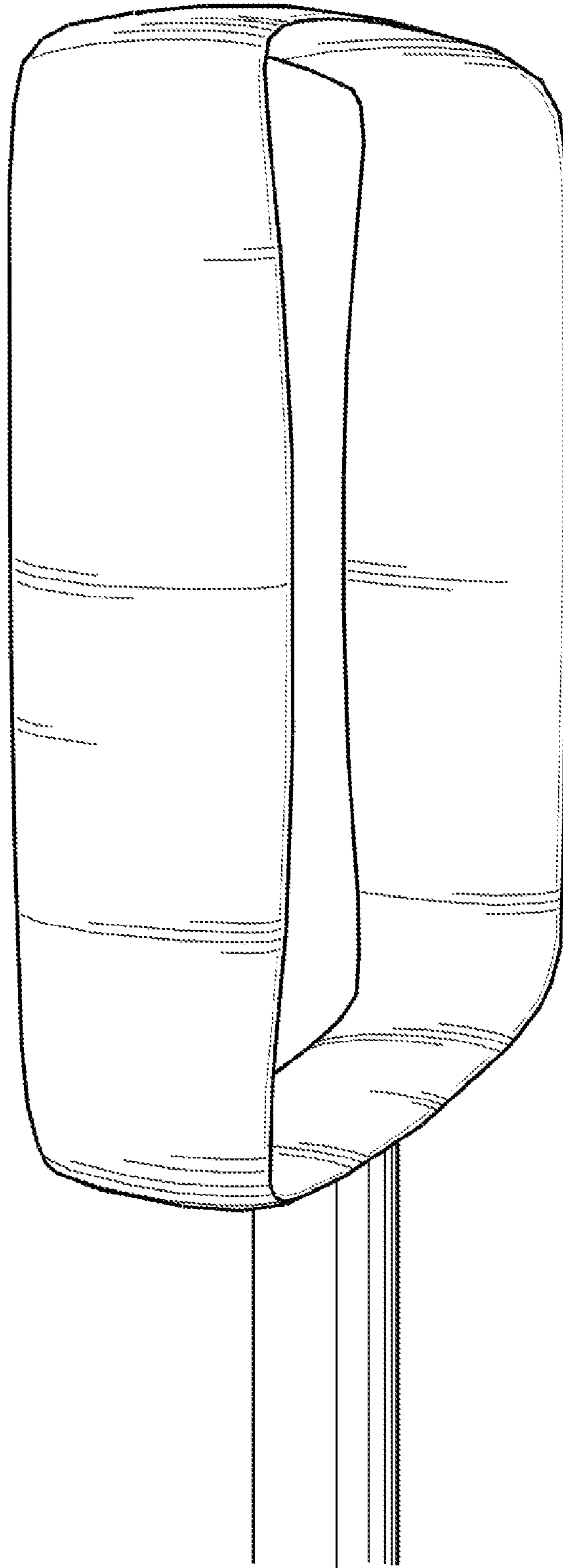


FIG.4

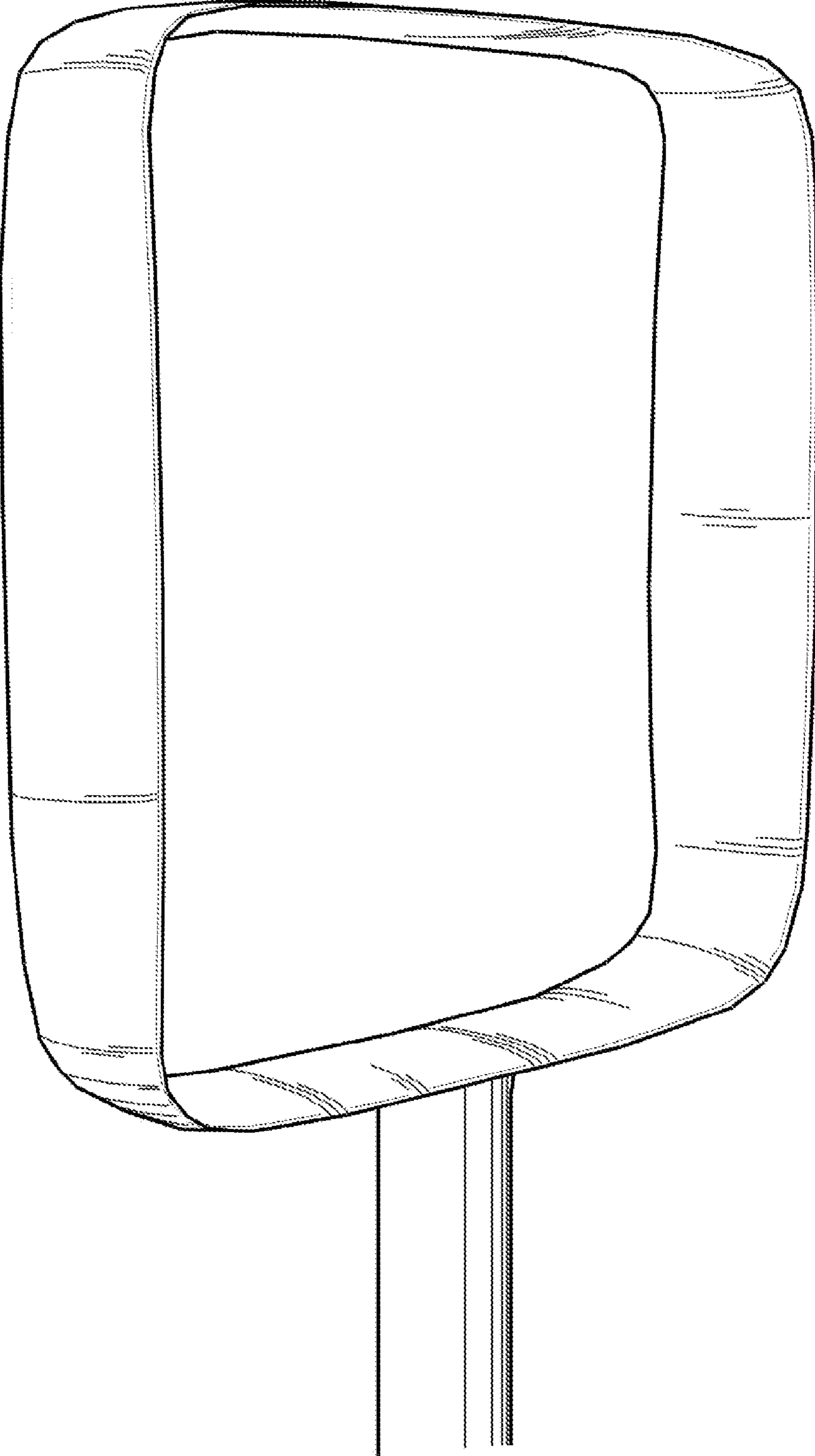


FIG. 5