



US00D617700S

(12) **United States Design Patent**  
**Nishio**

(10) **Patent No.:** **US D617,700 S**  
(45) **Date of Patent:** **\*\* Jun. 15, 2010**

(54) **FRONT BUMPER FOR AN AUTOMOBILE**

D607,382 S \* 1/2010 Nakahara ..... D12/169  
D608,258 S \* 1/2010 Koizumi et al. .... D12/169

(75) Inventor: **Naoyuki Nishio**, Wako (JP)

\* cited by examiner

(73) Assignee: **Honda Motor Co., Ltd.**, Tokyo (JP)

*Primary Examiner*—Melody N Brown  
(74) *Attorney, Agent, or Firm*—Westerman, Hattori, Daniels & Adrian, LLP

(\*\*) Term: **14 Years**

(21) Appl. No.: **29/354,753**

(22) Filed: **Jan. 28, 2010**

(57) **CLAIM**

(30) **Foreign Application Priority Data**

The ornamental design for, a front bumper for an automobile, as shown and described.

Aug. 13, 2009 (JP) ..... 2009-018650

**DESCRIPTION**

(51) **LOC (9) Cl.** ..... **12-16**

FIG. 1 is a perspective view of a front bumper for an automobile, showing our new design;

(52) **U.S. Cl.** ..... **D12/169**

FIG. 2 is a front elevation view thereof;

(58) **Field of Classification Search** ..... D12/169,  
D12/196, 171, 163, 216, 90-92, 86; 293/102,  
293/113, 115, 117, 120; 296/180.1, 180.2  
See application file for complete search history.

FIG. 3 is a top plan view thereof;

FIG. 4 is a right side elevation view thereof; and,

FIG. 5 is a left side elevation view thereof.

The broken lines are for illustrative purposes only and form no part of the claimed design.

(56) **References Cited**

**U.S. PATENT DOCUMENTS**

D594,794 S \* 6/2009 Nakajima ..... D12/169  
D605,096 S \* 12/2009 Mueller ..... D12/169

**1 Claim, 5 Drawing Sheets**

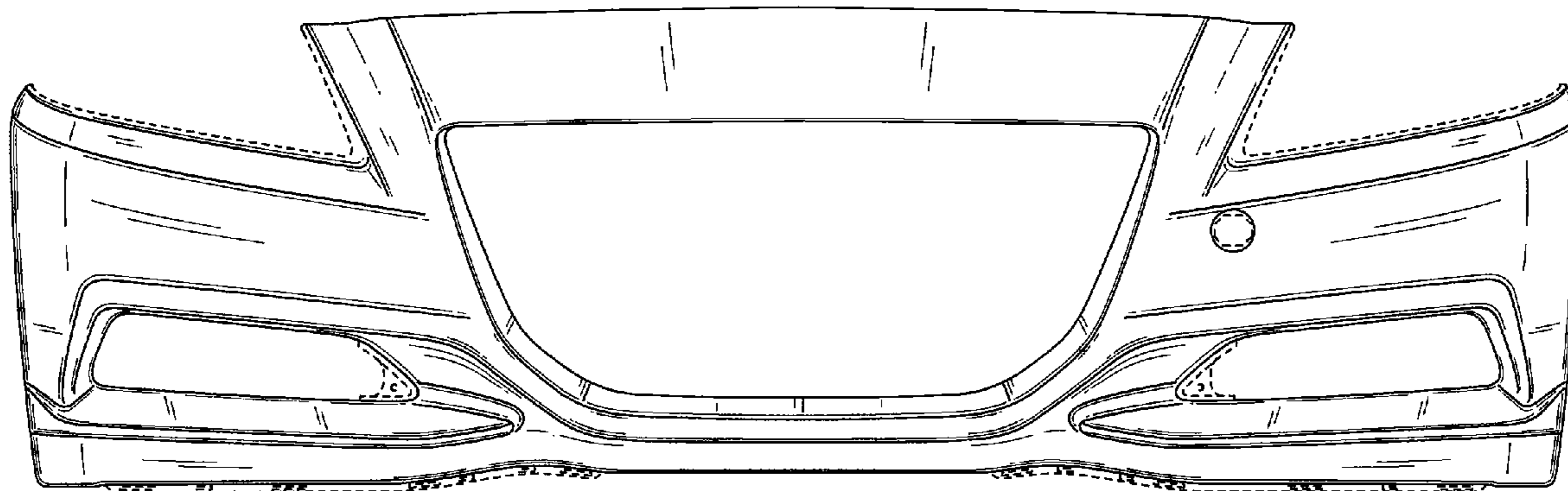


Fig. 1

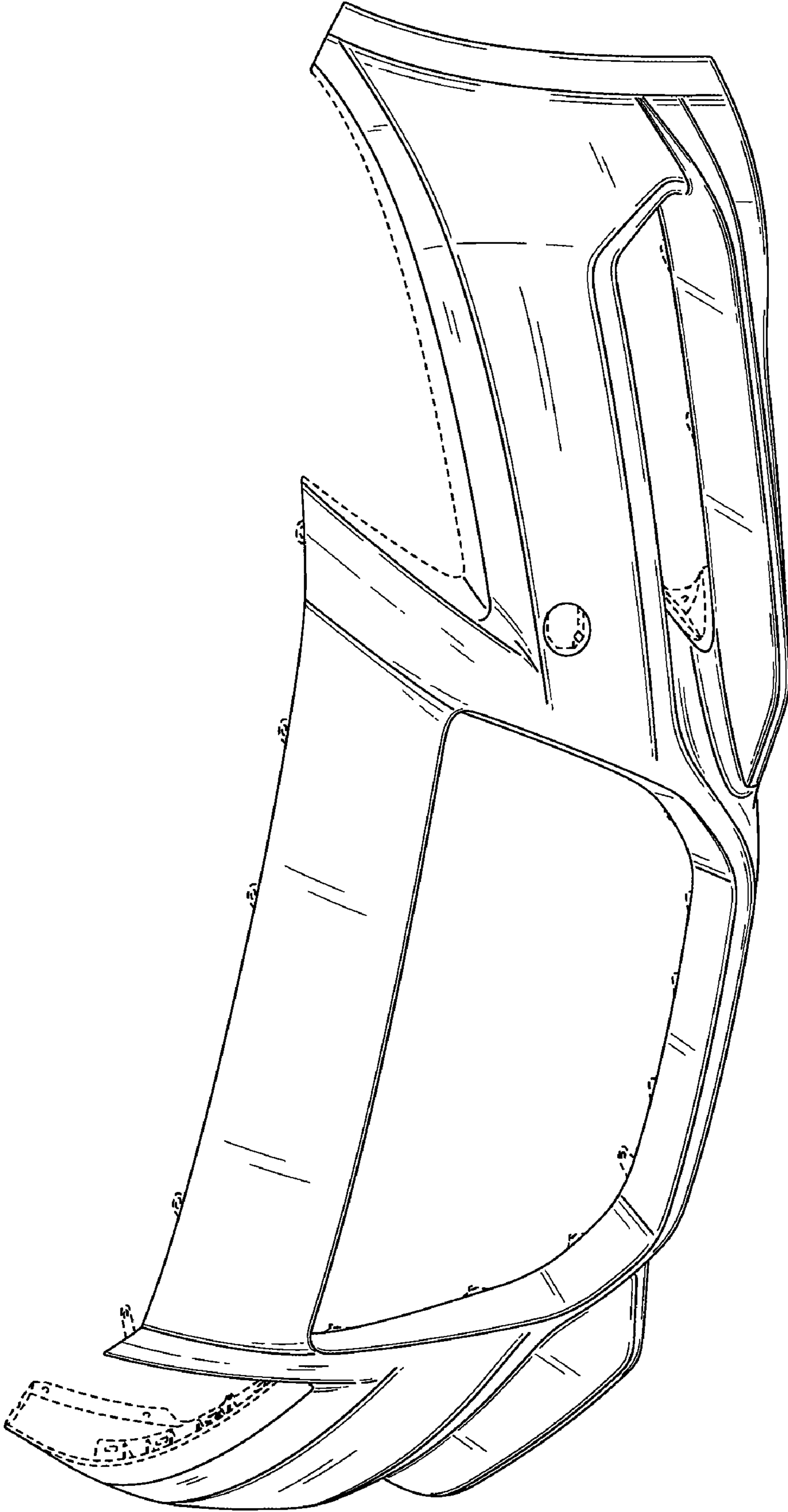


Fig. 2

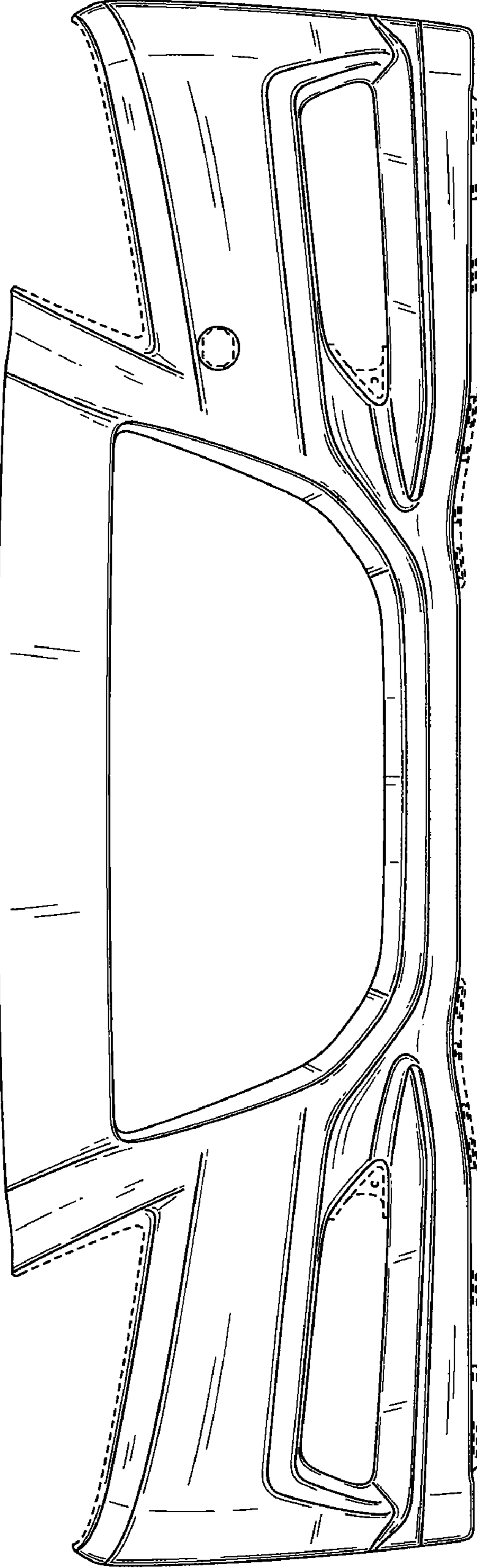


Fig. 3

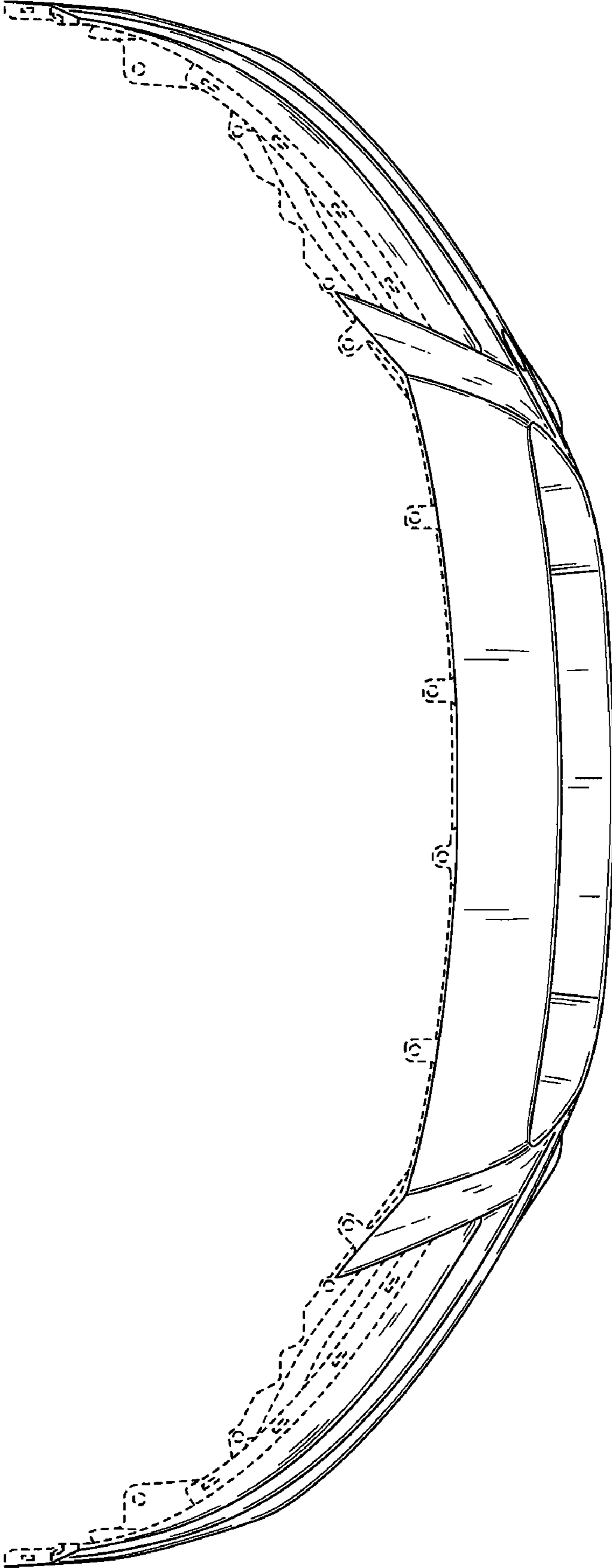


Fig. 4

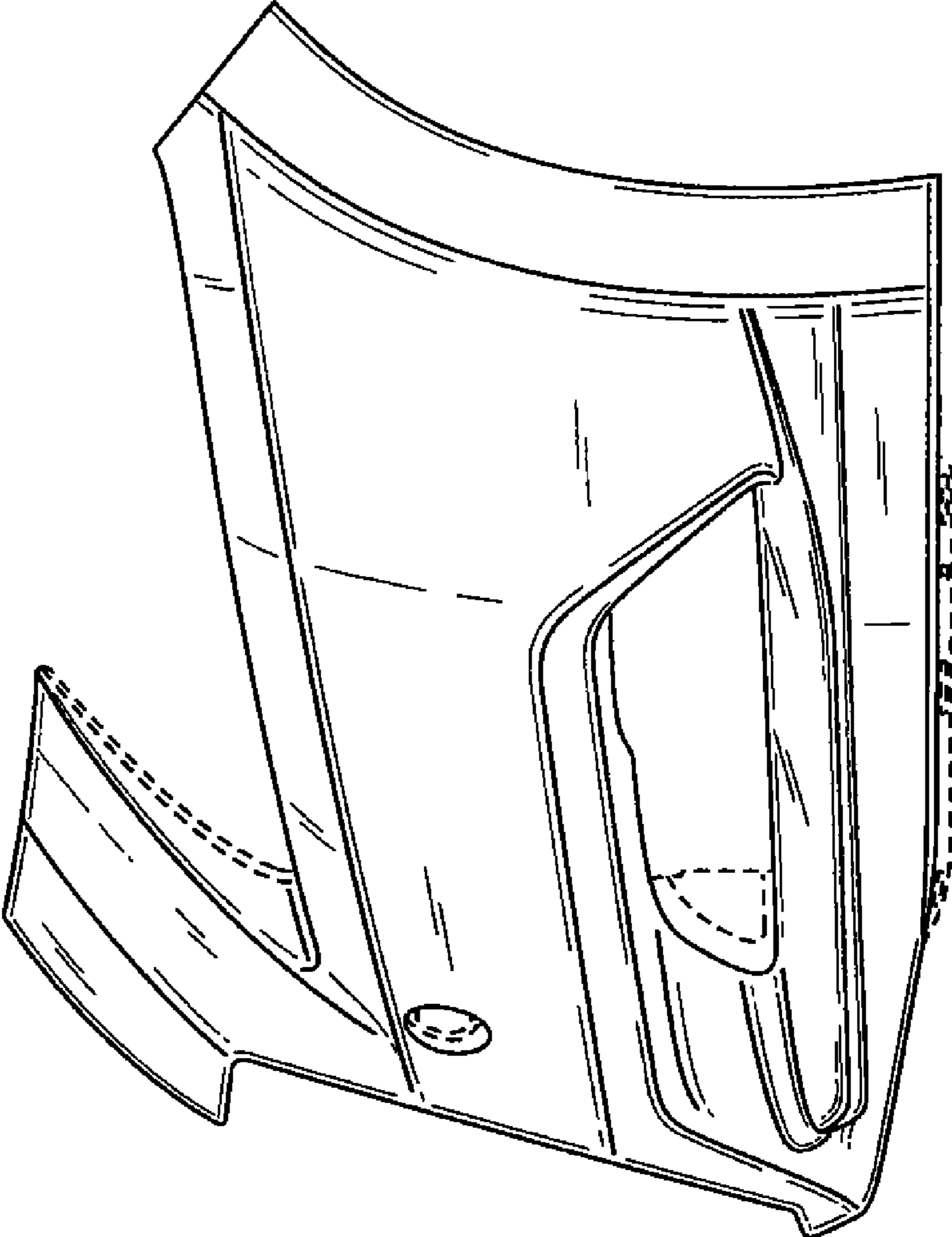


Fig. 5

