



US00D617699S

(12) **United States Design Patent**
Lamm et al.

(10) **Patent No.:** **US D617,699 S**
(45) **Date of Patent:** **** Jun. 15, 2010**

(54) **VEHICLE REAR UPPER BUMPER COVER**

(75) Inventors: **Stefan Lamm**, Köln (DE); **Murat Gueler**, Köln (DE)

(73) Assignee: **Ford Motor Company**, Dearborn, MI (US)

(**) Term: **14 Years**

(21) Appl. No.: **29/344,508**

(22) Filed: **Sep. 30, 2009**

(51) **LOC (9) Cl.** **12-16**

(52) **U.S. Cl.** **D12/169; D12/196**

(58) **Field of Classification Search** D12/169, D12/196, 90-92, 86, 181, 191, 400; 293/102, 293/113, 115, 117, 120; 296/180.1-180.5, 296/91; 280/727, 770, 848; 180/903
See application file for complete search history.

(56) **References Cited**

U.S. PATENT DOCUMENTS

- D555,551 S 11/2007 Kaoud et al.
- D592,570 S * 5/2009 Lamm D12/169
- D598,340 S * 8/2009 George et al. D12/169
- D605,568 S * 12/2009 Ward D12/169
- D608,702 S * 1/2010 Koizumi et al. D12/169

OTHER PUBLICATIONS

- Ford Focus 2.5 ST, Geneva Autoshow, Mar. 2009, <http://www.facts.ford.com>.
- Car Spy Photos, Mar. 26, 2009, <http://carsspyphotos.com/2011-ford-focus-3/>.

Spy Shots: Ford Verve mule spotted banging around in Australia, Jul. 4, 2009, <http://spbcar.ru/news/en/article/22761/>.

Next Generation 2011 Ford Focus Mule First Spy Photos, Aug. 28, 2009, <http://www.worldcarfans.com/109082821357/next-generation-2011-ford-focus-mule-first-spy-photos>.

* cited by examiner

Primary Examiner—Melody N Brown

(74) *Attorney, Agent, or Firm*—Damian Porcari

(57) **CLAIM**

An ornamental design for a vehicle rear upper bumper cover, as shown and described.

DESCRIPTION

FIG. 1 is a top plan view of a vehicle rear upper bumper cover; FIG. 2 is a bottom plan view of the vehicle rear upper bumper cover;

FIG. 3 is a front elevational view of the vehicle rear upper bumper cover;

FIG. 4 is a left side elevational view of the vehicle rear upper bumper cover;

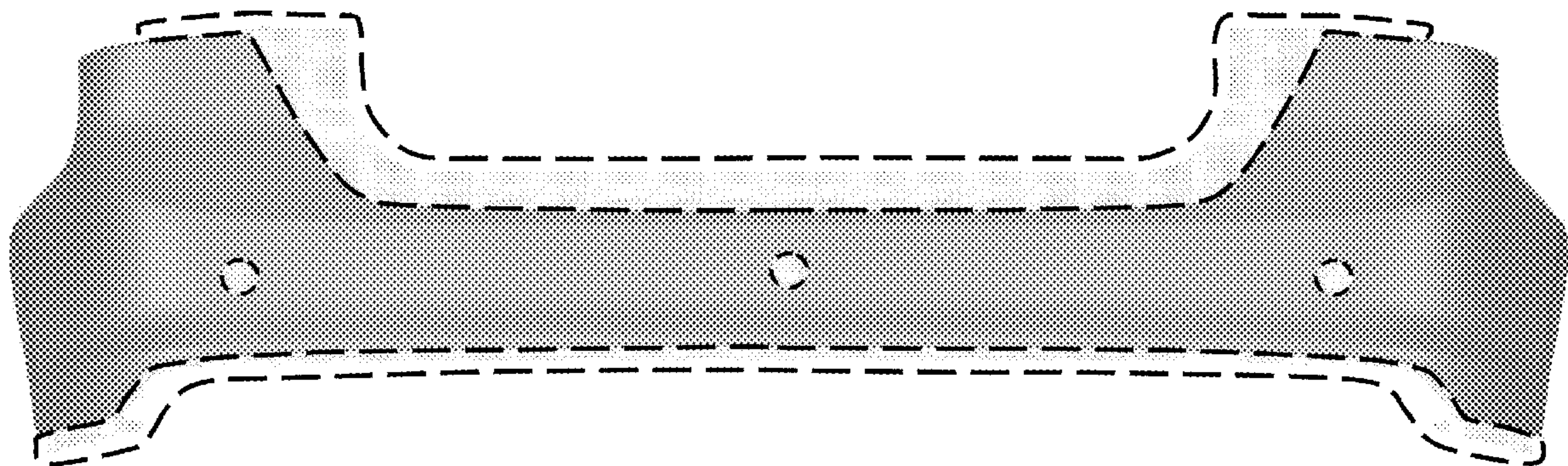
FIG. 5 is a right side elevational view of the vehicle rear upper bumper cover;

FIG. 6 is a perspective view of the vehicle rear upper bumper cover; and,

FIG. 7 is another perspective view of the vehicle rear upper bumper cover.

The broken lines and surface members shown in faded lighter tones and enclosed in broken lines are for illustrative purpose only and form no part of the claimed design.

1 Claim, 7 Drawing Sheets



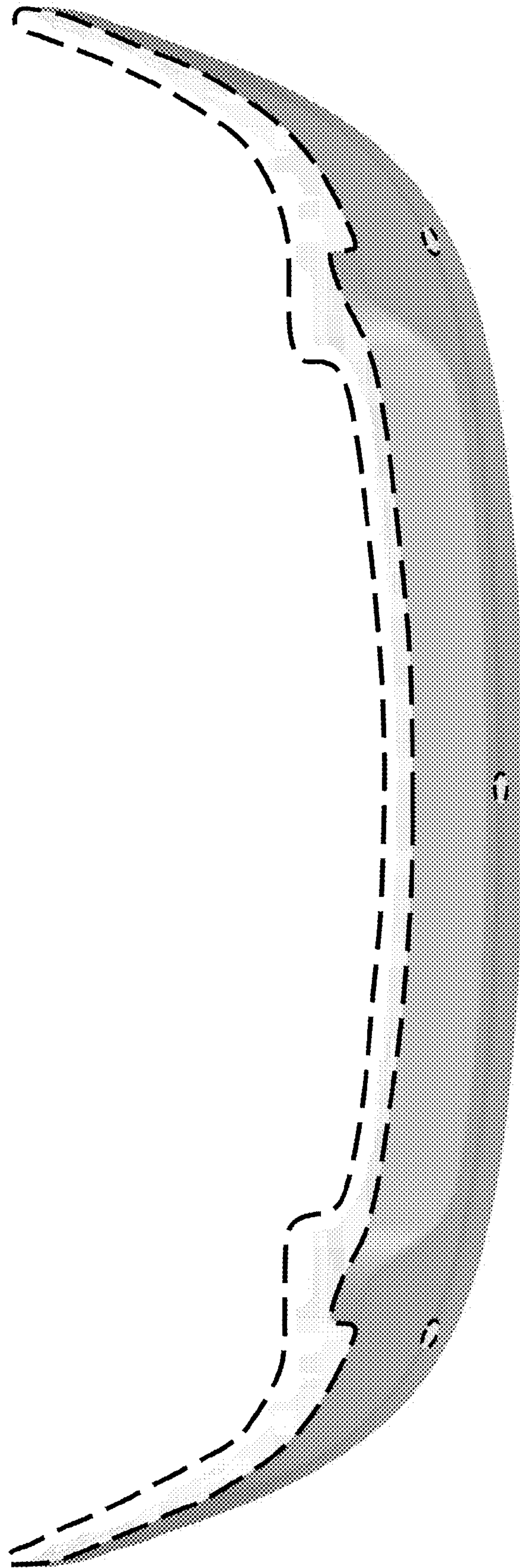



Figure 1

Figure 2



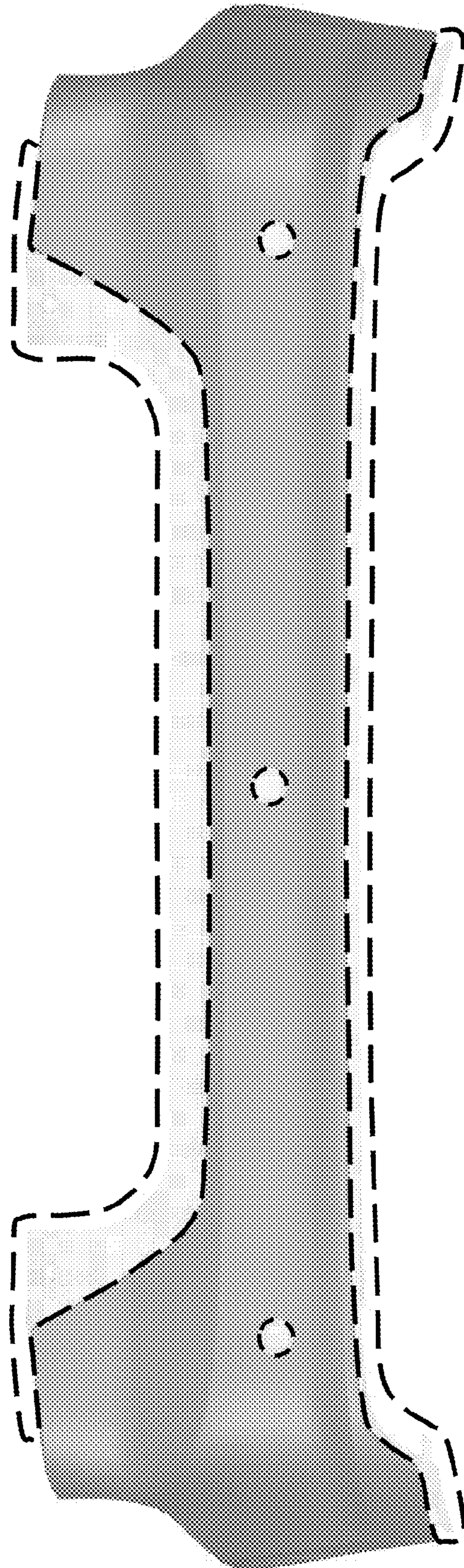


Figure 3

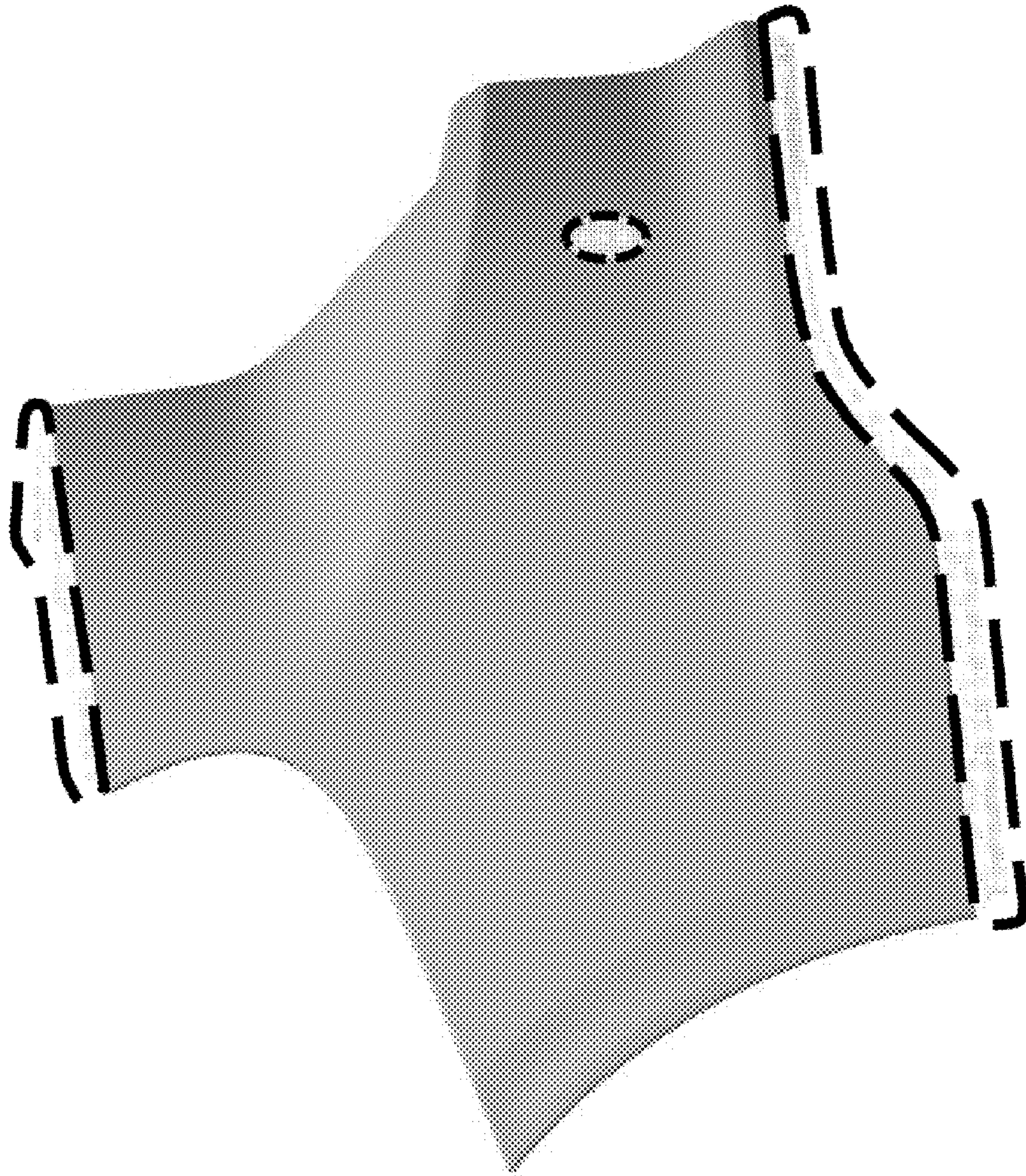


Figure 4




Figure 5

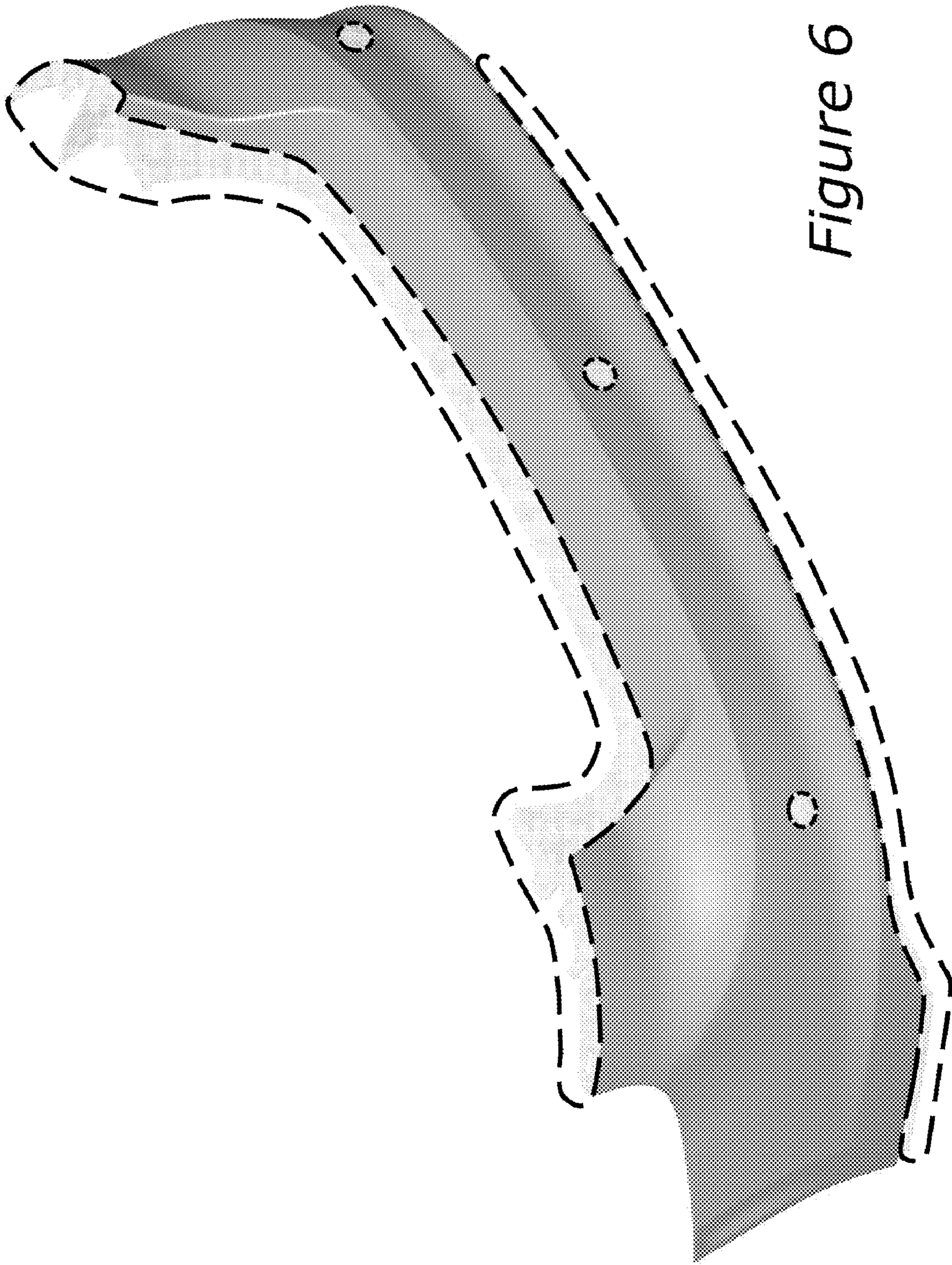


Figure 6

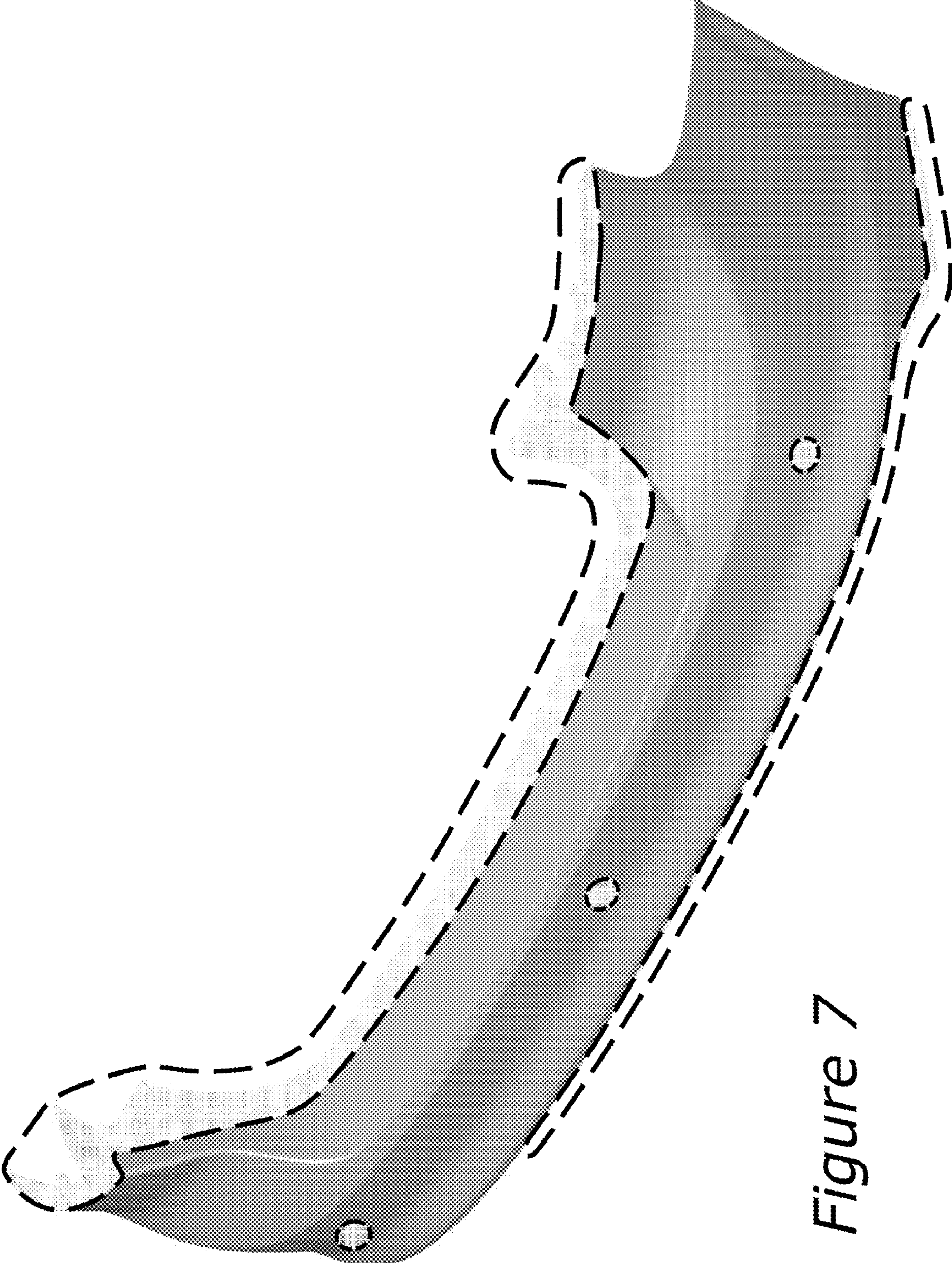


Figure 7