



US00D617695S

(12) **United States Design Patent**
Lamm et al.

(10) **Patent No.:** **US D617,695 S**
(45) **Date of Patent:** **** Jun. 15, 2010**

(54) **VEHICLE FRONT VALANCE**

D603,308 S * 11/2009 Schiavone et al. D12/169

(75) Inventors: **Stefan Lamm**, Köln (DE); **Murat Gueler**, Köln (DE)

(73) Assignee: **Ford Motor Company**, Dearborn, MI (US)

(**) Term: **14 Years**

(21) Appl. No.: **29/344,501**

(22) Filed: **Sep. 30, 2009**

(51) **LOC (9) Cl.** **12-16**

(52) **U.S. Cl.** **D12/169; D12/196**

(58) **Field of Classification Search** D12/169,
D12/196, 90-92, 86, 181, 191, 400; 293/102,
293/113, 115, 117, 120; 296/180.1-180.5,
296/91; 280/727, 770, 848; 180/903

See application file for complete search history.

(56) **References Cited**

U.S. PATENT DOCUMENTS

D542,196 S *	5/2007	Levy	D12/169
D543,137 S *	5/2007	Levy	D12/169
D545,248 S *	6/2007	Angelo et al.	D12/169
D560,145 S *	1/2008	Tant et al.	D12/169
D566,632 S *	4/2008	Hutchins	D12/169
D576,928 S *	9/2008	Miyazaki	D12/169
D590,753 S *	4/2009	Williams et al.	D12/169
D592,571 S *	5/2009	Golden et al.	D12/169
D592,572 S *	5/2009	Golden et al.	D12/169
D600,606 S *	9/2009	Lamm	D12/169
D601,063 S *	9/2009	Lamm	D12/169

OTHER PUBLICATIONS

Ford Focus 2.5 ST, Geneva Autoshow, Mar. 5, 2009, <http://www.facts.ford.com>.

Car Spy Photos, Mar. 26, 2009, <http://carsspyphotos.com/2011-ford-focus-3/>.

Spy Shots: Ford Verve mule spotted banging around in Australia, Jul. 4, 2009, <http://spbcar.ru/news/en/article/22761/>.

Next Generation 2011 Ford Focus Mule First Spy Photos, Aug. 28, 2009, <http://www.worldcarfans.com/109082821357/next-generation-2011-ford-focus-mule-first-spy-photos>.

* cited by examiner

Primary Examiner—Melody N Brown

(74) *Attorney, Agent, or Firm*—Damian Porcari

(57) **CLAIM**

An ornamental design for a vehicle front valance, as shown and described.

DESCRIPTION

FIG. 1 is a left side elevational view of a left vehicle front valance (the right vehicle front valance being a minor image and is not shown);

FIG. 2 is a front elevational view of the vehicle front valance;


FIG. 3 is a bottom plan view of the vehicle front valance;

FIG. 4 is a perspective view of the vehicle front valance; and,

FIG. 5 is another perspective view of the vehicle front valance.

The broken lines and surface members shown in faded lighter tones and enclosed in broken lines are for illustrative purpose only and form no part of the claimed design.

1 Claim, 5 Drawing Sheets






Figure 1




Figure 2

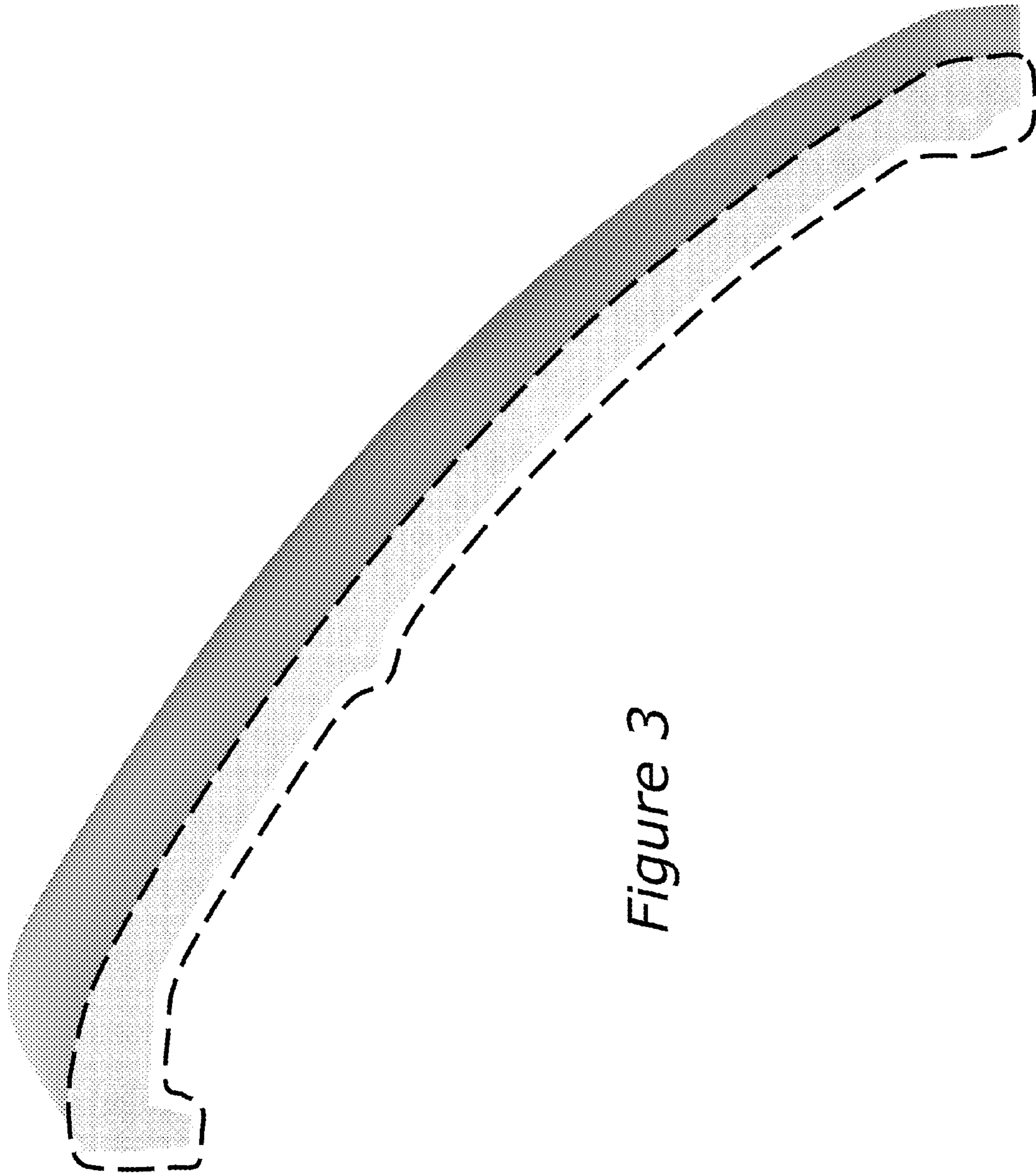


Figure 3




Figure 4




Figure 5