



US00D617691S

(12) **United States Design Patent**
Smart et al.

(10) **Patent No.:** **US D617,691 S**
(45) **Date of Patent:** **** Jun. 15, 2010**

(54) **FIELD STRETCHER**

(75) Inventors: **Colin J. Smart**, Burley (GB); **Simon E. Pennells**, Shipley (GB); **Mark S. Pittaway**, Sowerby Bridge (GB)

(73) Assignee: **TSG Associates LLP**, Pellon, Hakifax, West Yorkshire (GB)

(**) Term: **14 Years**

(21) Appl. No.: **29/330,325**

(22) Filed: **Jan. 5, 2009**

(51) **LOC (9) Cl.** **12-12**

(52) **U.S. Cl.** **D12/128**

(58) **Field of Classification Search** D12/128-133;
D34/28, 35, 37; 280/62, 647-650, 29, 200,
280/47.38, 250.1, 259, 642, 658; 297/DIG. 4;
296/65.03, 65.04; 224/409; D3/5, 7, 10,
D3/11, 17

See application file for complete search history.

(56) **References Cited**

U.S. PATENT DOCUMENTS

4,723,327	A *	2/1988	Smith	5/89.1
4,742,588	A *	5/1988	James	5/83.1
D306,148	S *	2/1990	Dannals et al.	D12/128
D329,216	S *	9/1992	Beeley et al.	D12/128
D332,930	S *	2/1993	Clark et al.	D12/128
5,190,056	A *	3/1993	Hull	5/621

D346,346	S *	4/1994	Johnson et al.	D12/128
5,333,335	A *	8/1994	Gastle et al.	5/625
D394,929	S *	6/1998	Ahumada	D34/1
D486,287	S *	2/2004	Liljedahl	D34/28
D488,107	S *	4/2004	Saunier	D12/128
D506,710	S *	6/2005	Hurtado	D12/133
2006/0162137	A1 *	7/2006	Hjort	24/598.4

* cited by examiner

Primary Examiner—Charles A Rademaker

Assistant Examiner—Charles D Hanson

(74) *Attorney, Agent, or Firm*—Moore & Van Allen PLLC

(57) **CLAIM**

We claim the ornamental design for a field stretcher, as shown and described.

DESCRIPTION

FIG. 1 is a front perspective view of a field stretcher showing our new design, in a partially opened condition;

FIG. 2 is a front perspective view thereof, in a closed position;

FIG. 3 is a front elevation view thereof;

FIG. 4 is a rear elevation view thereof;


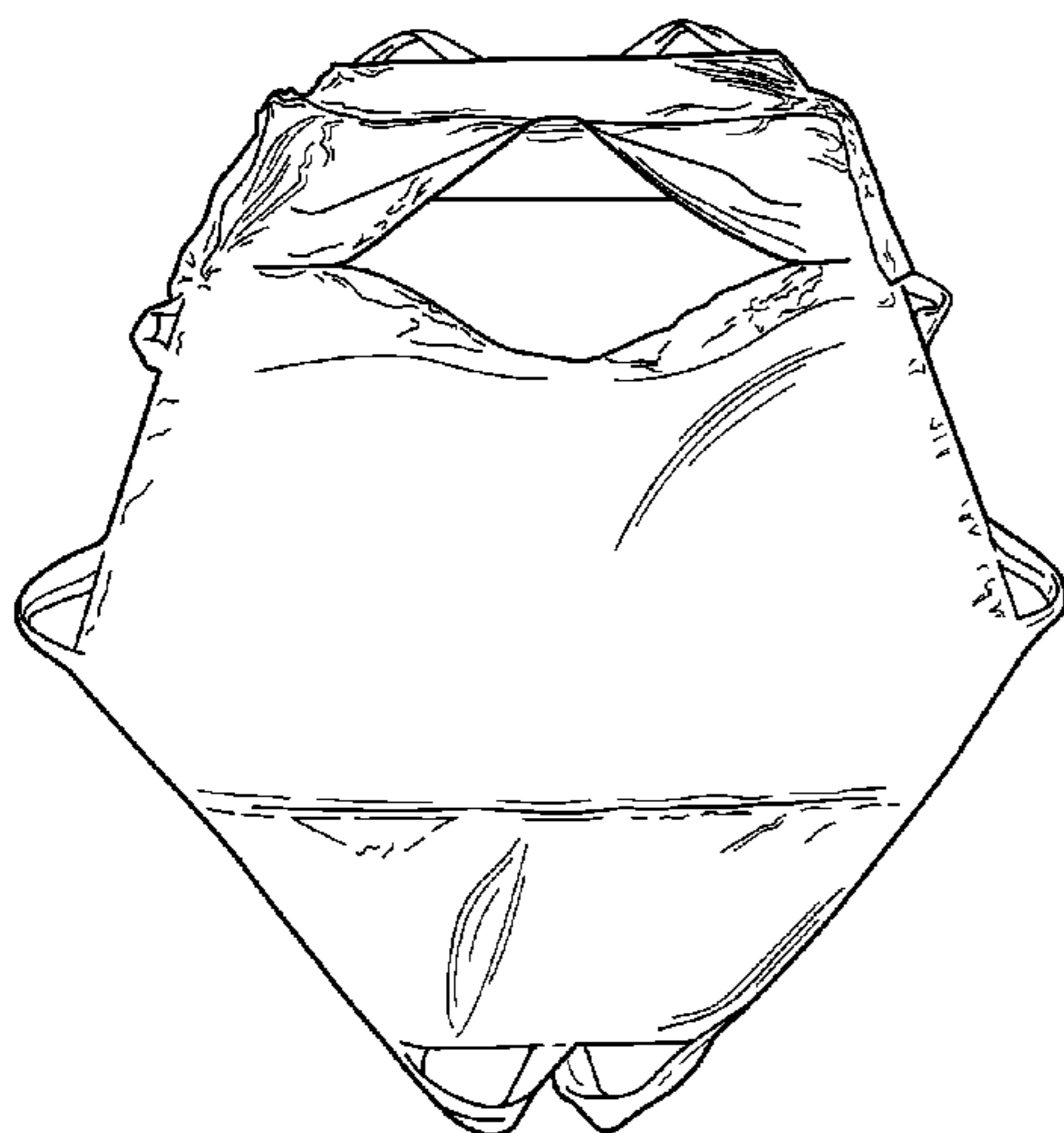
FIG. 5 is a side elevation view thereof;

FIG. 6 is an opposite side elevation view thereof;

FIG. 7 is a top elevation view thereof; and,

FIG. 8 is a bottom elevation view thereof.

1 Claim, 6 Drawing Sheets



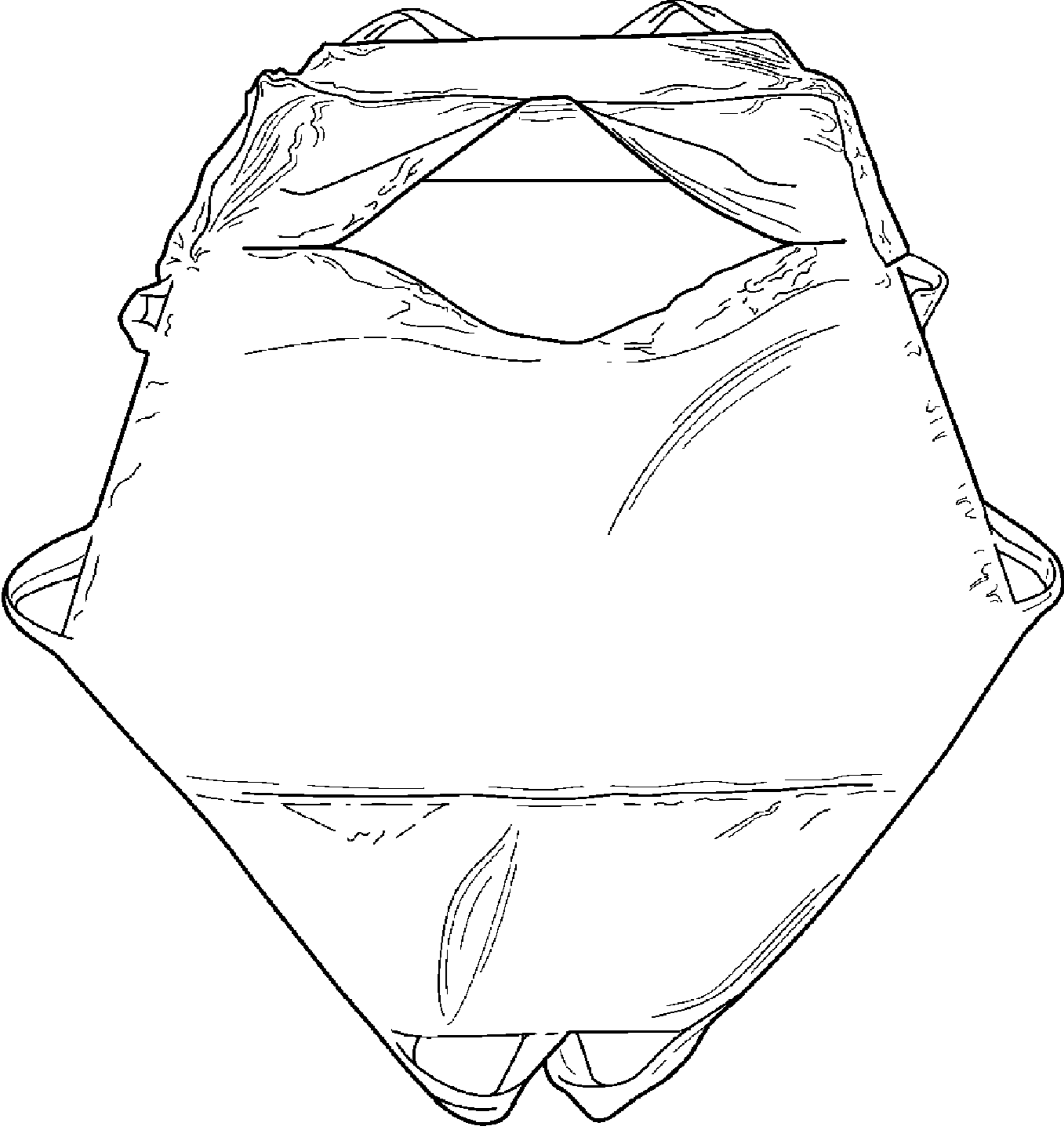


FIG. 1

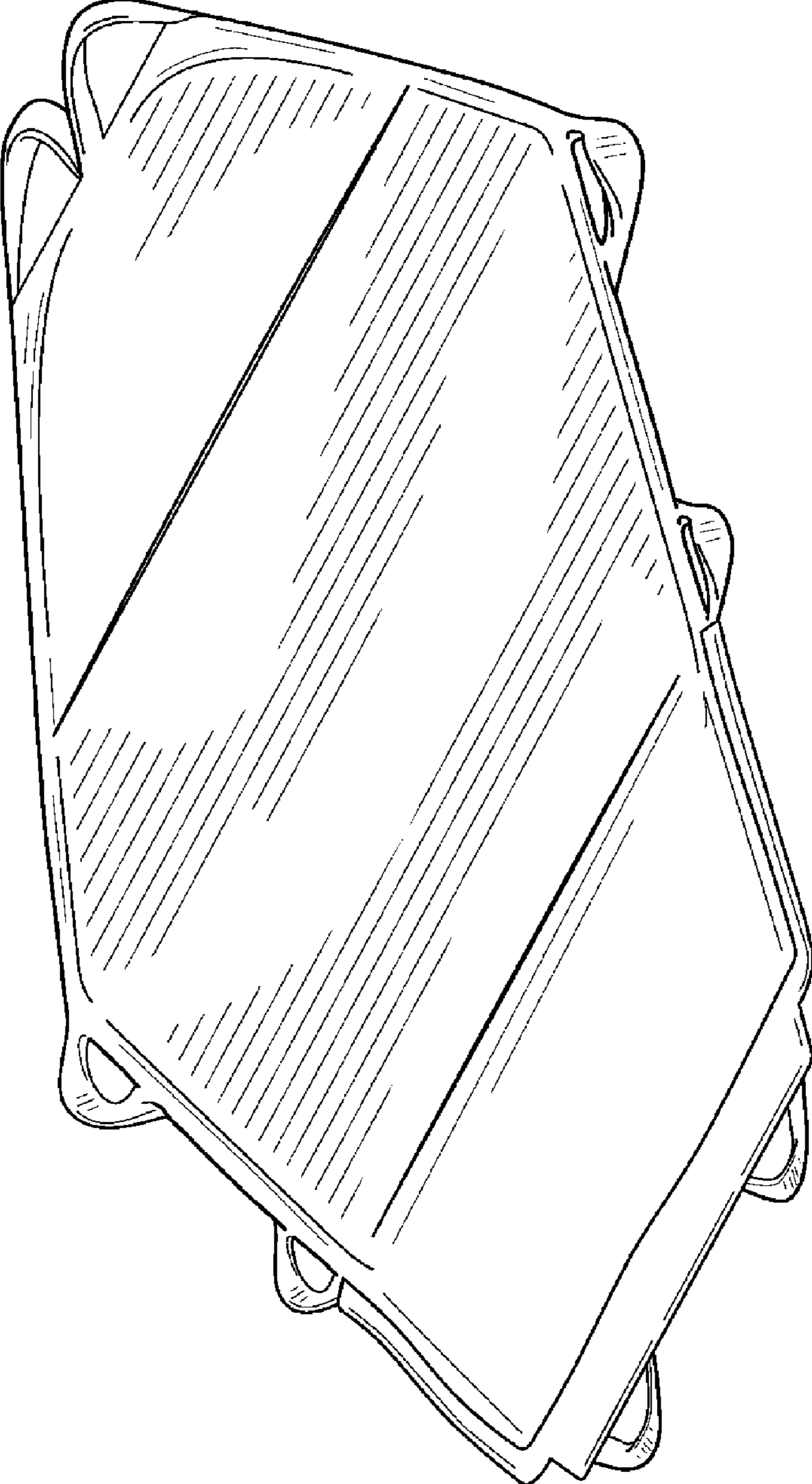


FIG. 2

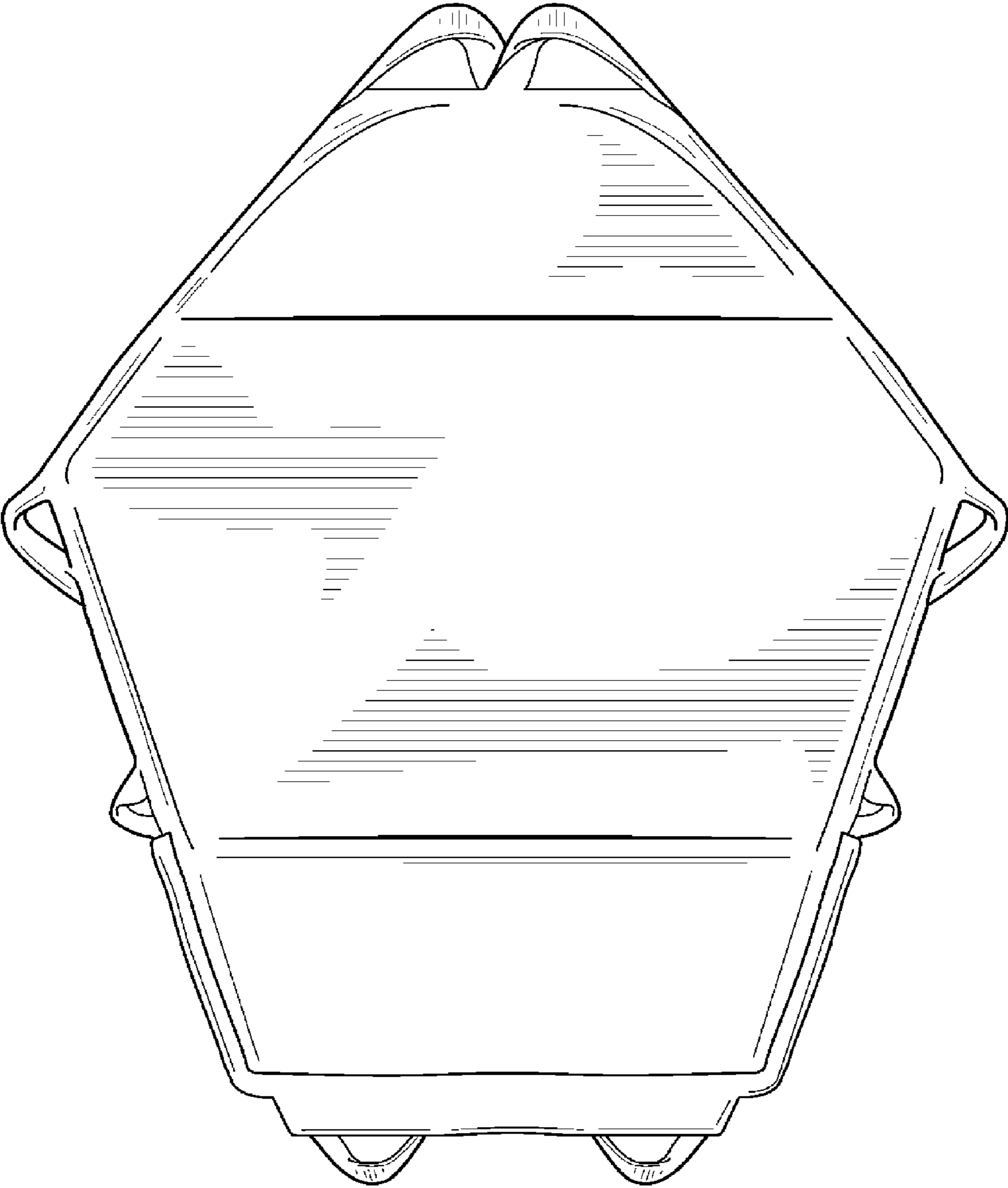


FIG. 3

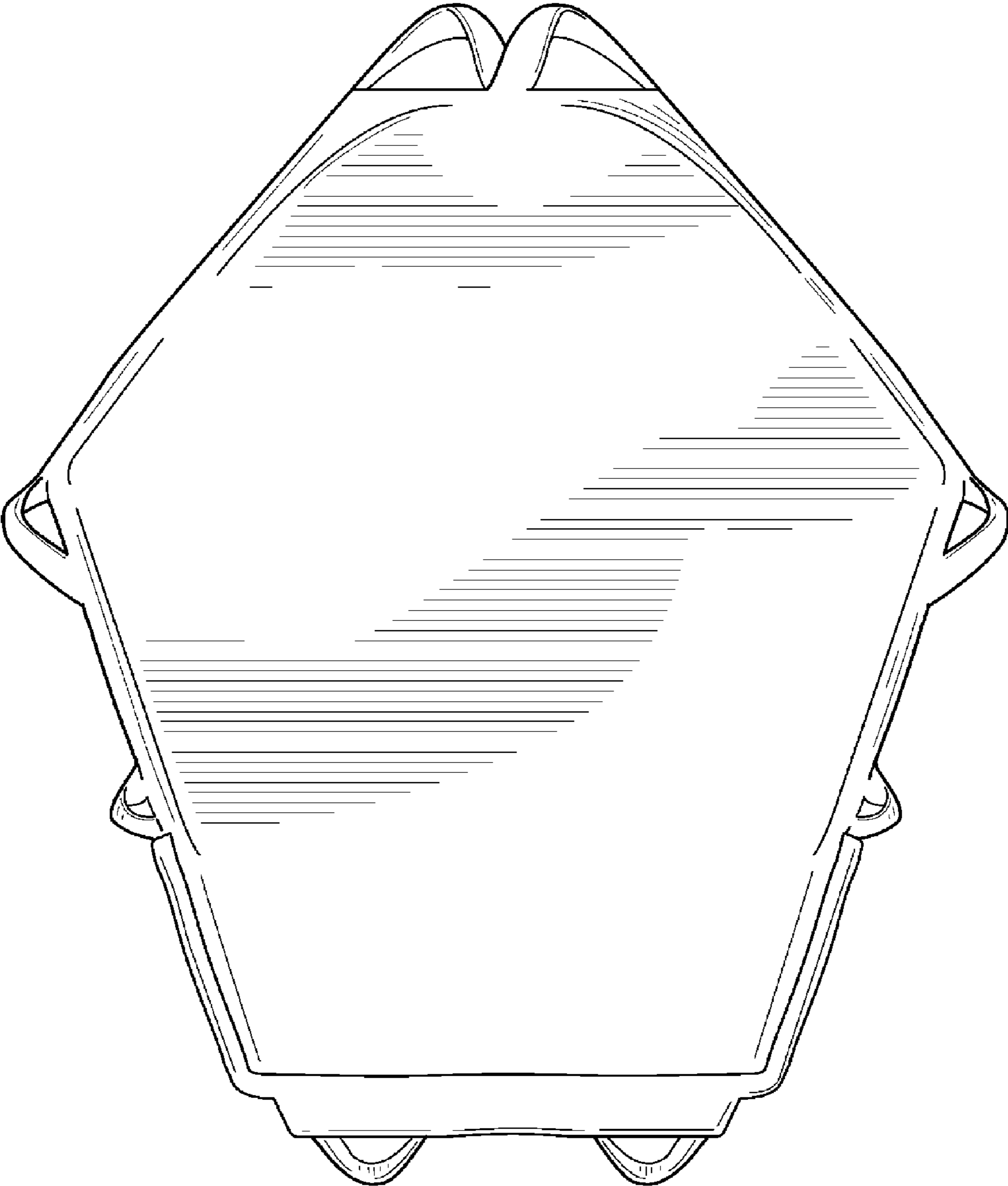


FIG. 4



FIG. 5



FIG. 6



FIG. 7




FIG. 8

UNITED STATES PATENT AND TRADEMARK OFFICE
CERTIFICATE OF CORRECTION

PATENT NO. : Des. 617,691 S
APPLICATION NO. : 29/330325
DATED : June 15, 2010
INVENTOR(S) : Colin J. Smart et al.

Page 1 of 1


It is certified that error appears in the above-identified patent and that said Letters Patent is hereby corrected as shown below:

Face of Patent, item (73) Assignee:

“TSG Associates LLP, Pellon Hakifax, West Yorkshire (GB)” should be --TSG Associates LLP,
Pellon, Halifax, West Yorkshire (GB)--

Signed and Sealed this

Twenty-seventh Day of July, 2010



David J. Kappos
Director of the United States Patent and Trademark Office