

US00D617684S

(12) **United States Design Patent**  
**Nagura et al.**

(10) **Patent No.:** **US D617,684 S**

(45) **Date of Patent:** **\*\* Jun. 15, 2010**

(54) **AUTOMOBILE AND/OR REPLICA THEREOF**

D586,698 S \* 2/2009 Morikawa ..... D12/92  
D607,782 S \* 1/2010 Yamazaki et al. .... D12/92

(75) Inventors: **Takashi Nagura**, Saitama (JP); **Atsushi Murakawa**, Saitama (JP); **Takahiro Tsuchiya**, Saitama (JP)

\* cited by examiner

*Primary Examiner*—Melody N Brown

(73) Assignee: **Honda Motor Co., Ltd.**, Tokyo (JP)

(74) *Attorney, Agent, or Firm*—Westerman, Hattori, Daniels & Adrian, LLP

(\*\*) Term: **14 Years**

(57) **CLAIM**

(21) Appl. No.: **29/354,764**

What is claimed is; the ornamental design for, an automobile and /or replica thereof, as shown and described.

(22) Filed: **Jan. 28, 2010**

(30) **Foreign Application Priority Data**

**DESCRIPTION**

Aug. 13, 2009 (JP) ..... 2009-018646

FIG. 1 is a first view of an automobile and /or replica thereof, showing our new design;

(51) **LOC (9) Cl.** ..... **12-08**

FIG. 2 is a perspective view thereof;

(52) **U.S. Cl.** ..... **D12/92**

FIG. 3 is a front elevation view thereof;

(58) **Field of Classification Search** ..... D12/86,  
D12/90–92; D21/424, 433, 434; 296/181.1,  
296/181.5

FIG. 4 is a rear elevation view thereof;

See application file for complete search history.

FIG. 5 is a top plan view thereof; and,

FIG. 6 is a right side elevation view thereof.

(56) **References Cited**

The left side elevation view is a mirror image of the right side elevation view. The broken lines are for illustrative purposes only and form no part of the claimed design.

**U.S. PATENT DOCUMENTS**

D559,735 S \* 1/2008 Bischoff et al. .... D12/91

**1 Claim, 5 Drawing Sheets**




FIG. 1

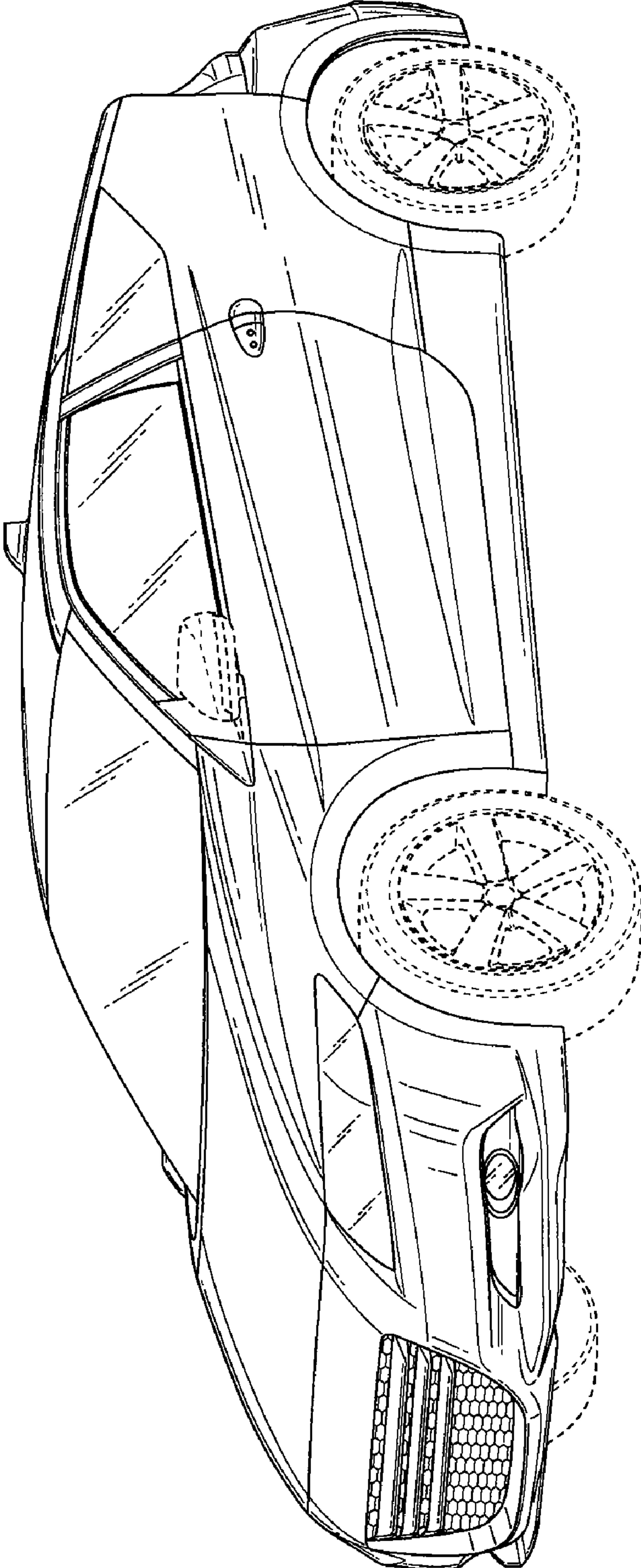


FIG. 2

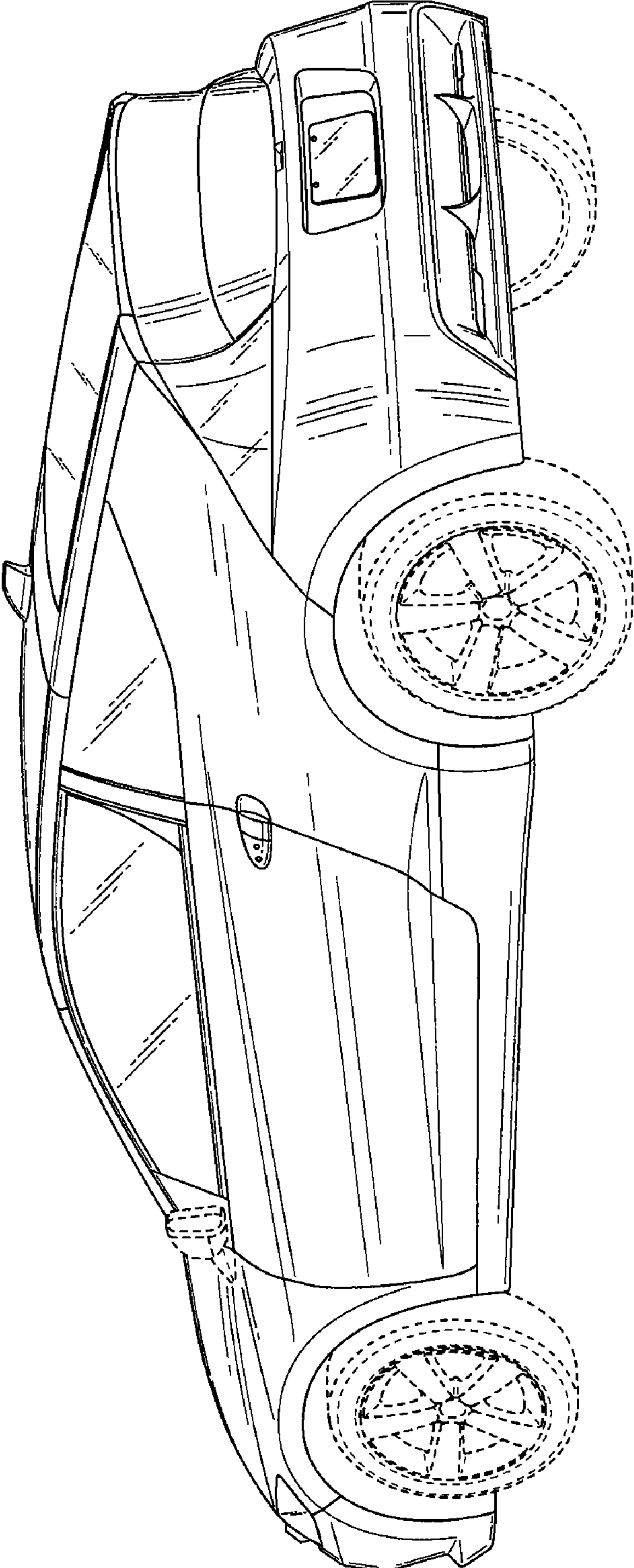


FIG. 3

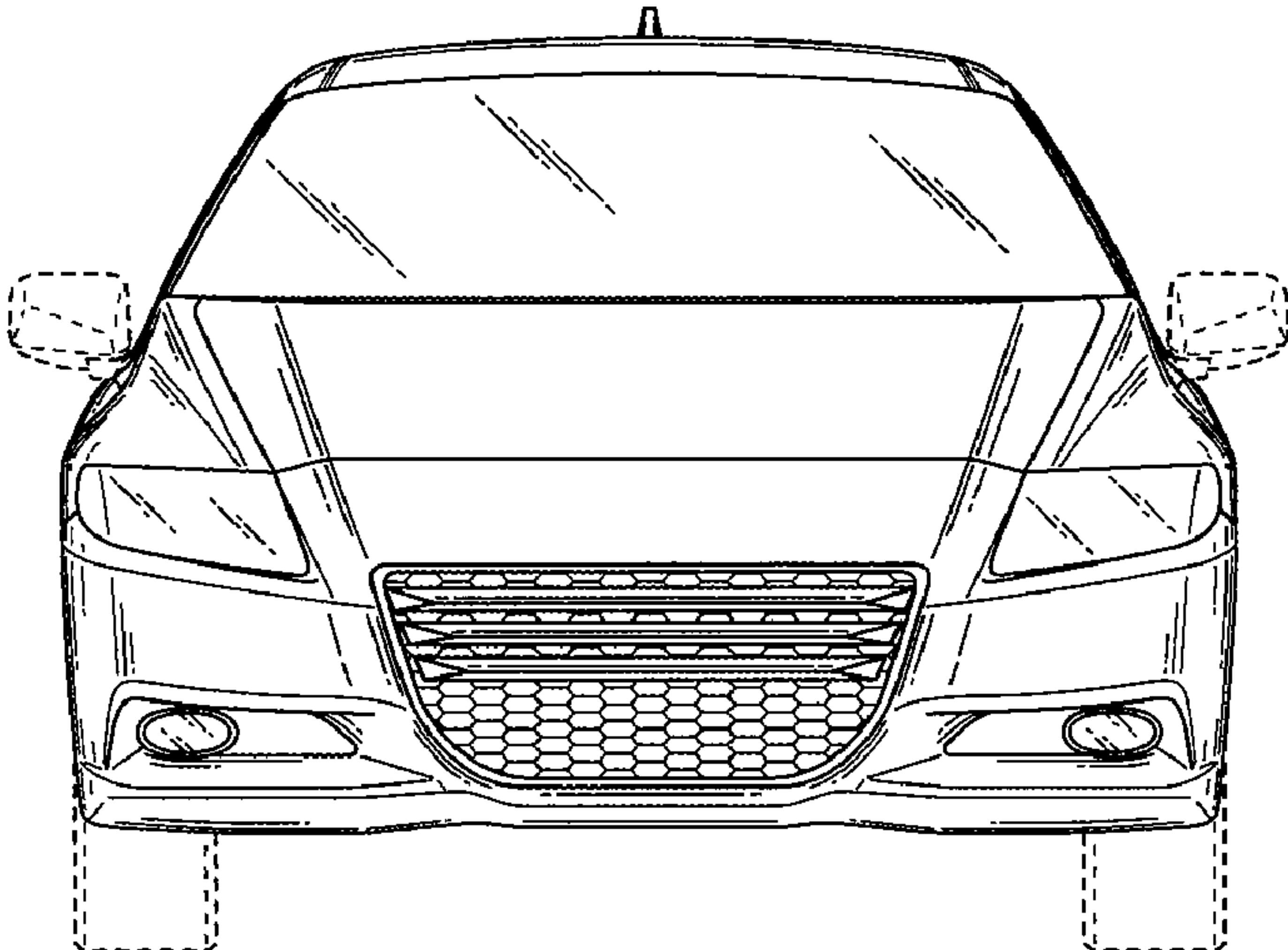


FIG. 4

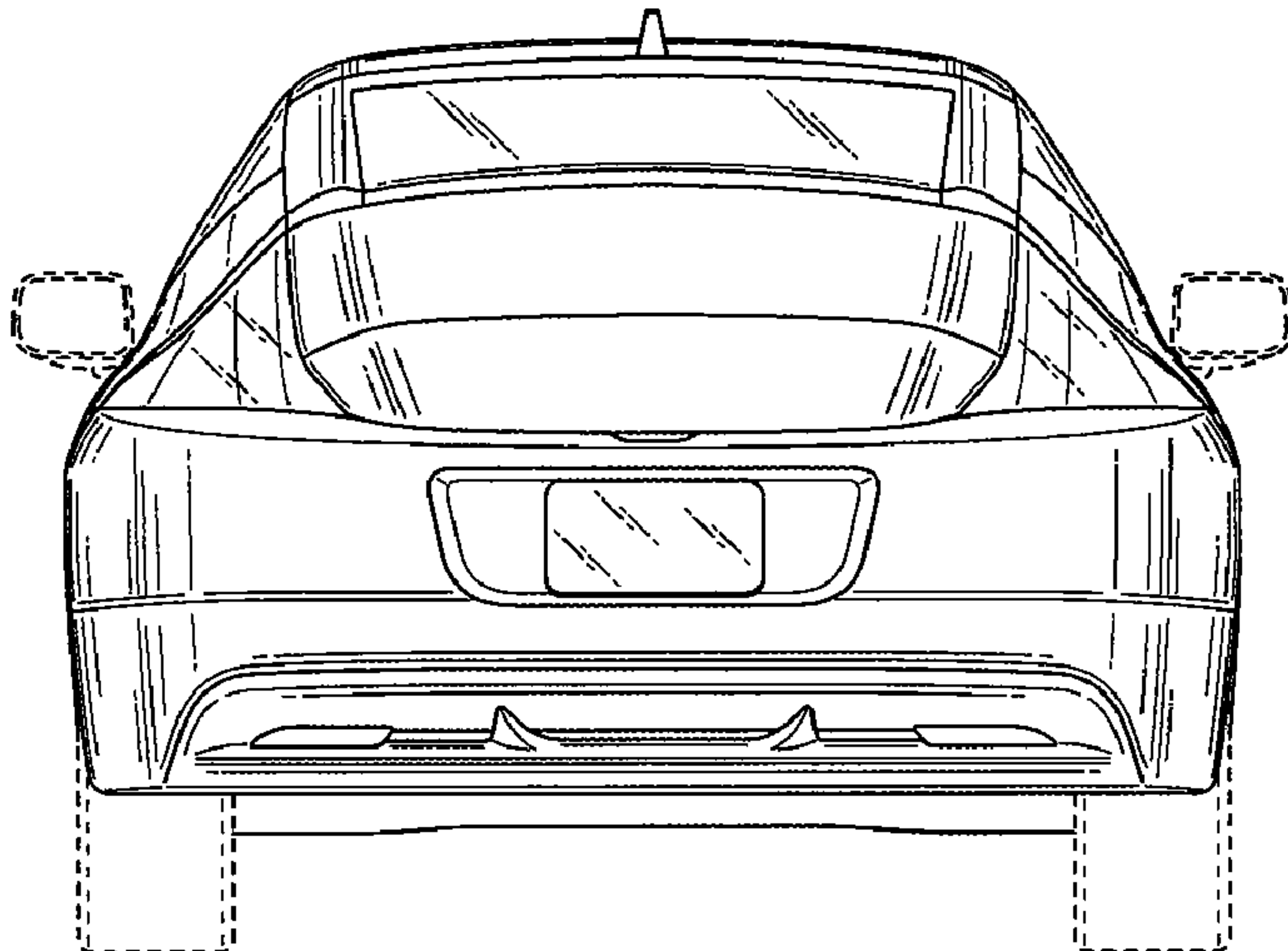




FIG. 5




FIG. 6

