



US00D617678S

(12) **United States Design Patent**  
**Skurka**

(10) **Patent No.:** **US D617,678 S**  
(45) **Date of Patent:** **\*\* Jun. 15, 2010**

(54) **DECORATIVE ROCK**

D442,650 S \* 5/2001 Allen ..... D21/595

(76) Inventor: **Theresa M. Skurka**, 8503 Hohman Ave., Munster, IN (US) 46321

(\*\*) Term: **14 Years**

(21) Appl. No.: **29/343,228**

(22) Filed: **Sep. 9, 2009**

(51) **LOC (9) Cl.** ..... **11-02**

(52) **U.S. Cl.** ..... **D11/160**

(58) **Field of Classification Search** ..... D11/136,  
D11/150, 157, 160; D21/576-579, 585,  
D21/587-588, 594, 596, 621-649, 658-661;  
446/220, 226, 268, 295-298, 330, 352, 354-356,  
446/369, 371, 376-378, 384; D19/59  
See application file for complete search history.

(56) **References Cited**

**U.S. PATENT DOCUMENTS**

- 1,413,465 A 4/1922 Fromkess
- D146,332 S \* 2/1947 Armbruster ..... D21/455
- D194,752 S \* 3/1963 Markham ..... D21/594
- D201,691 S \* 7/1965 Epstein ..... D21/405
- D210,736 S 4/1968 Tomko
- D223,584 S \* 5/1972 Nehmer ..... D21/576
- D255,914 S 7/1980 Starniri
- D264,198 S 5/1982 Leeds
- D266,677 S 10/1982 Pinson
- D279,808 S \* 7/1985 Pharo ..... D21/623
- D279,994 S \* 8/1985 Noll ..... D19/97
- D285,545 S \* 9/1986 Crouch ..... D11/160
- D315,246 S \* 3/1991 Drake ..... D3/271.3
- D326,114 S 5/1992 Murtagh

**OTHER PUBLICATIONS**

Trademark Application Serial No. 76/698455 Mark: Kadiddles International Class: 016 Date of First Use: Jan. 12, 2008 Date of First Use in Commerce: Mar. 7, 2009.

Trademark Application Serial No. Not Yet Filed Mark: Three-Dimensional Rock Paper Weight. See Enclosed Inventor's Declaration Dated Mar. 8, 2010 and Exhibit 1 I Have had This Particular Rock on my Desk Since 1999 .

\* cited by examiner

*Primary Examiner*—T. Chase Nelson

*Assistant Examiner*—Michelle E Wilson

(57) **CLAIM**

The ornamental design for a decorative rock, as shown and described.

**DESCRIPTION**

FIG. 1 is a perspective view of a decorative rock showing my new design;

FIG. 2 is a front view thereof;

FIG. 3 is a back view thereof;

FIG. 4 is a side view thereof;


FIG. 5 is an opposite side view thereof;

FIG. 6 is a top view thereof; and,

FIG. 7 is a bottom view thereof.

In FIGS. 1, 2, 3, 4, 5 and 6, the broken lines showing of environmental structure for purposes of illustrating the decorative rock in a condition of use. The broken lines and the structure they depict form no part of the claimed design.

**1 Claim, 4 Drawing Sheets**






FIG. 1

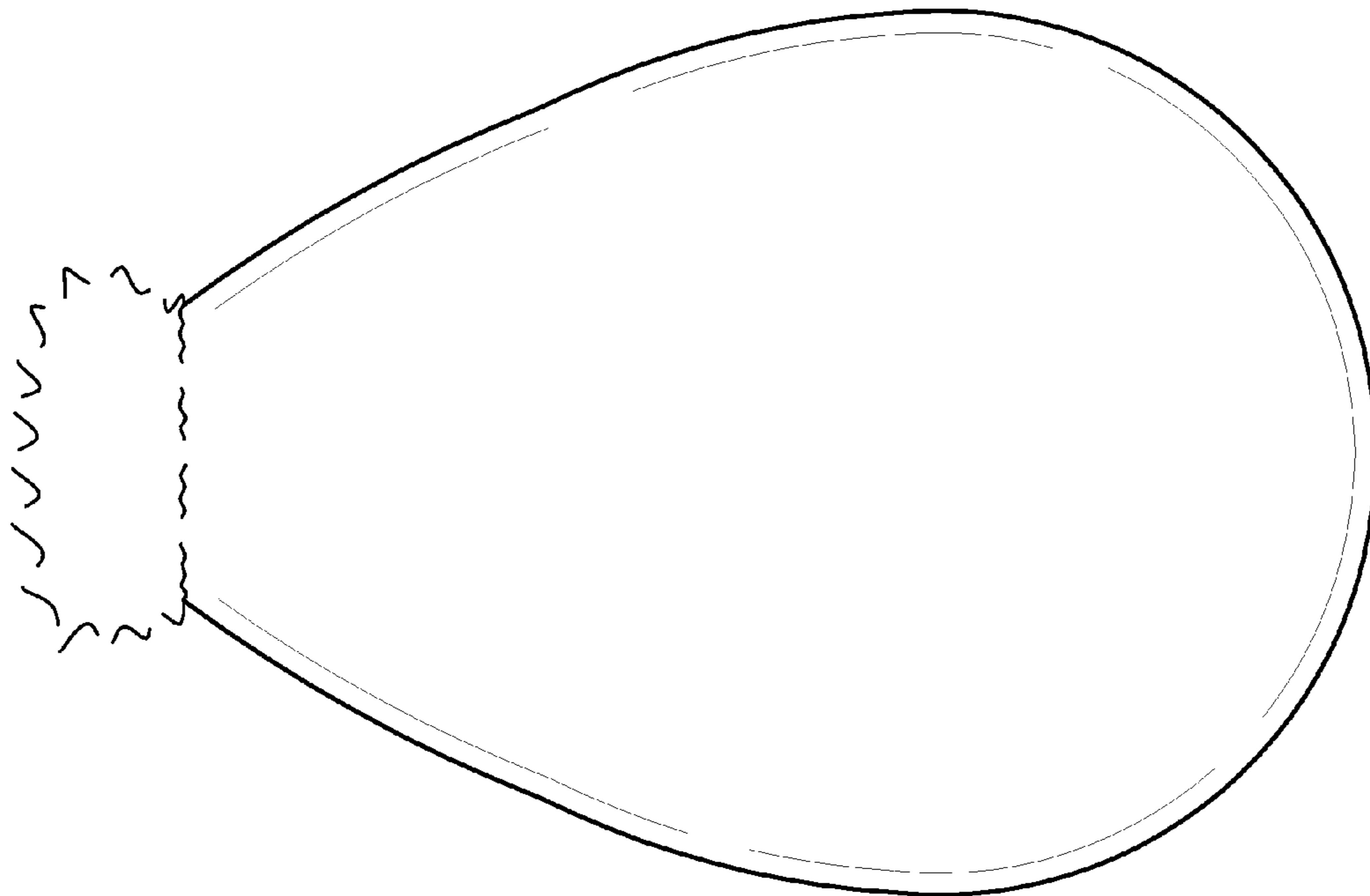


FIG. 3

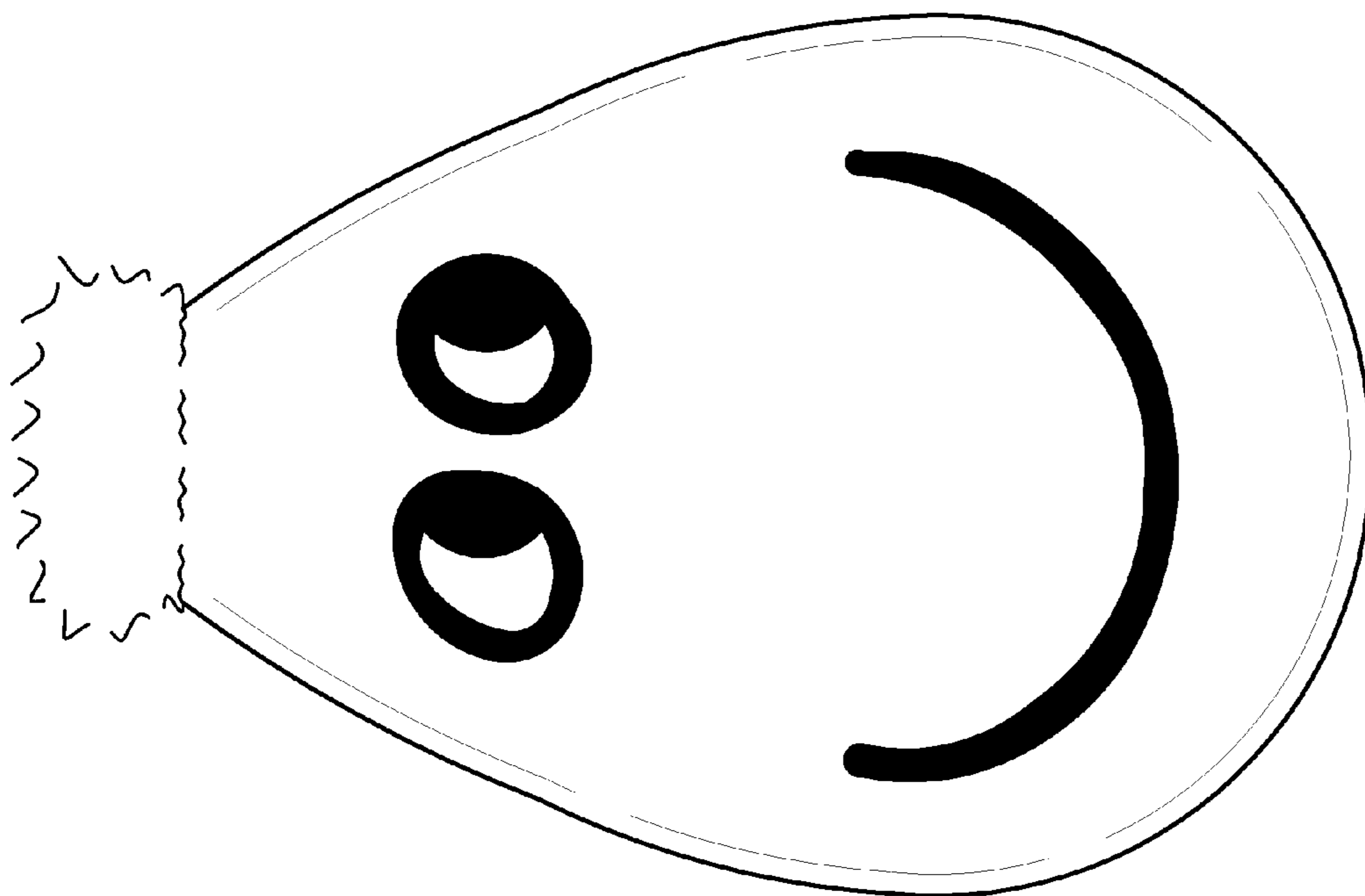


FIG. 2

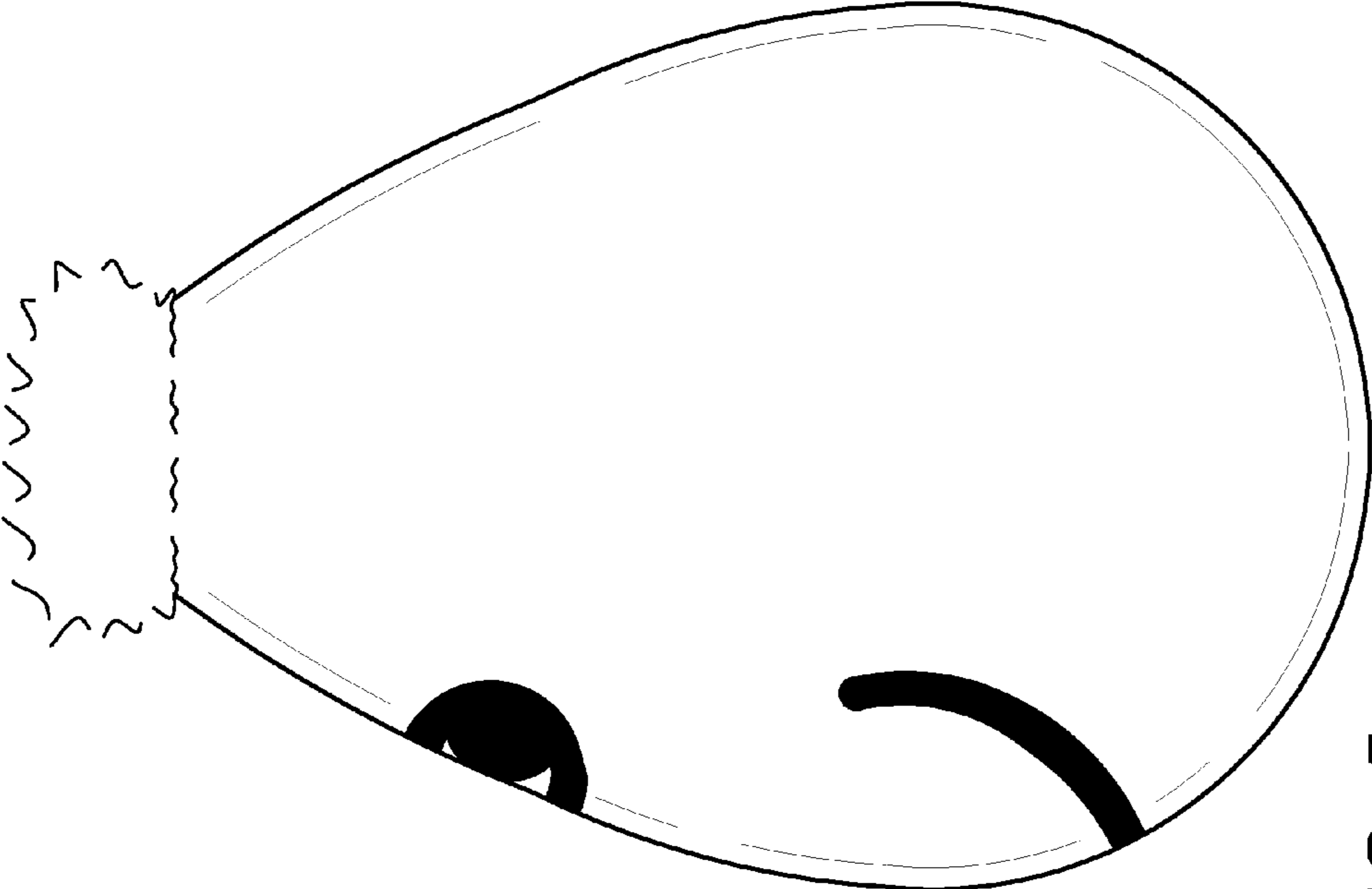


FIG. 5

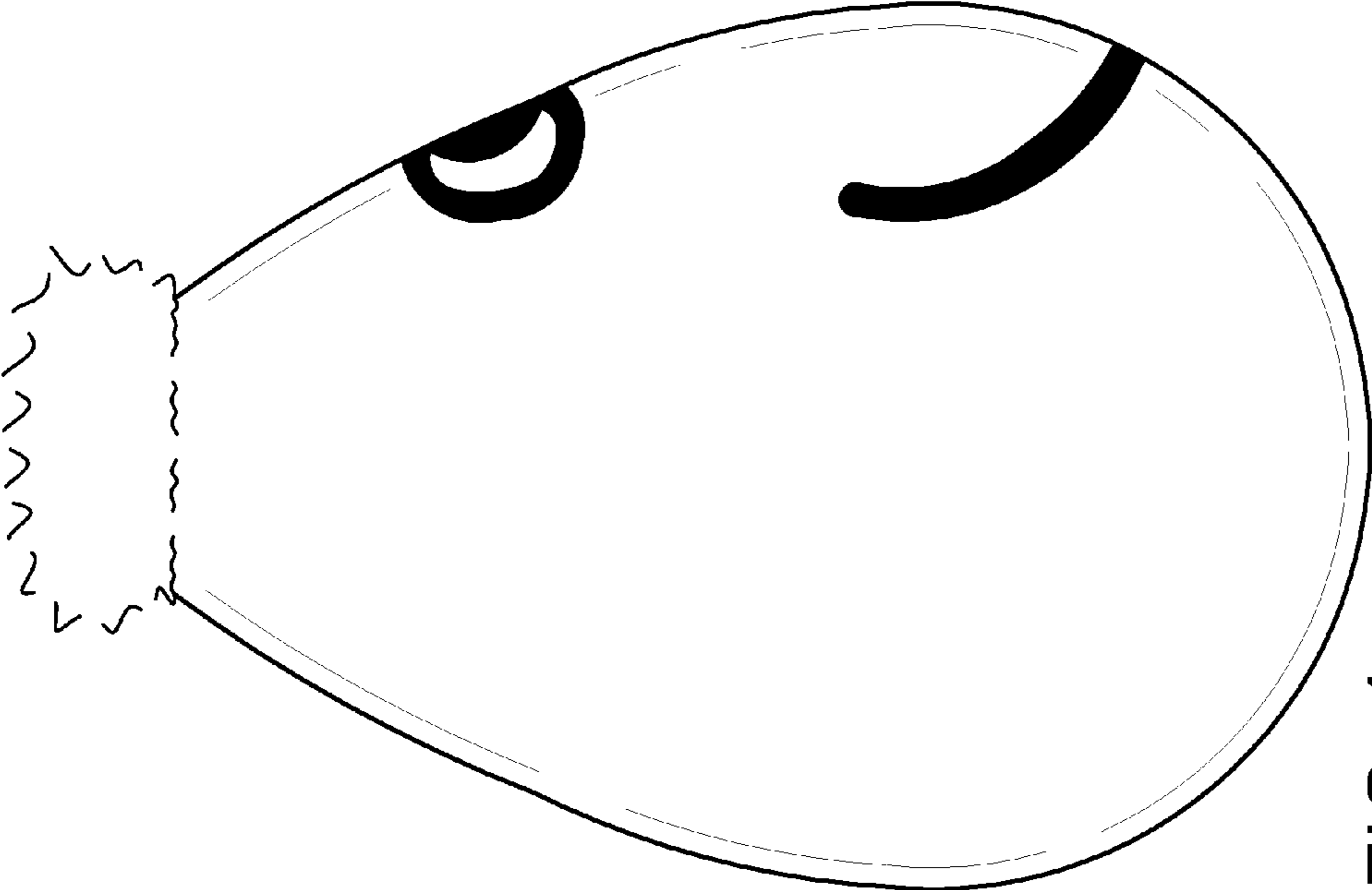


FIG. 4

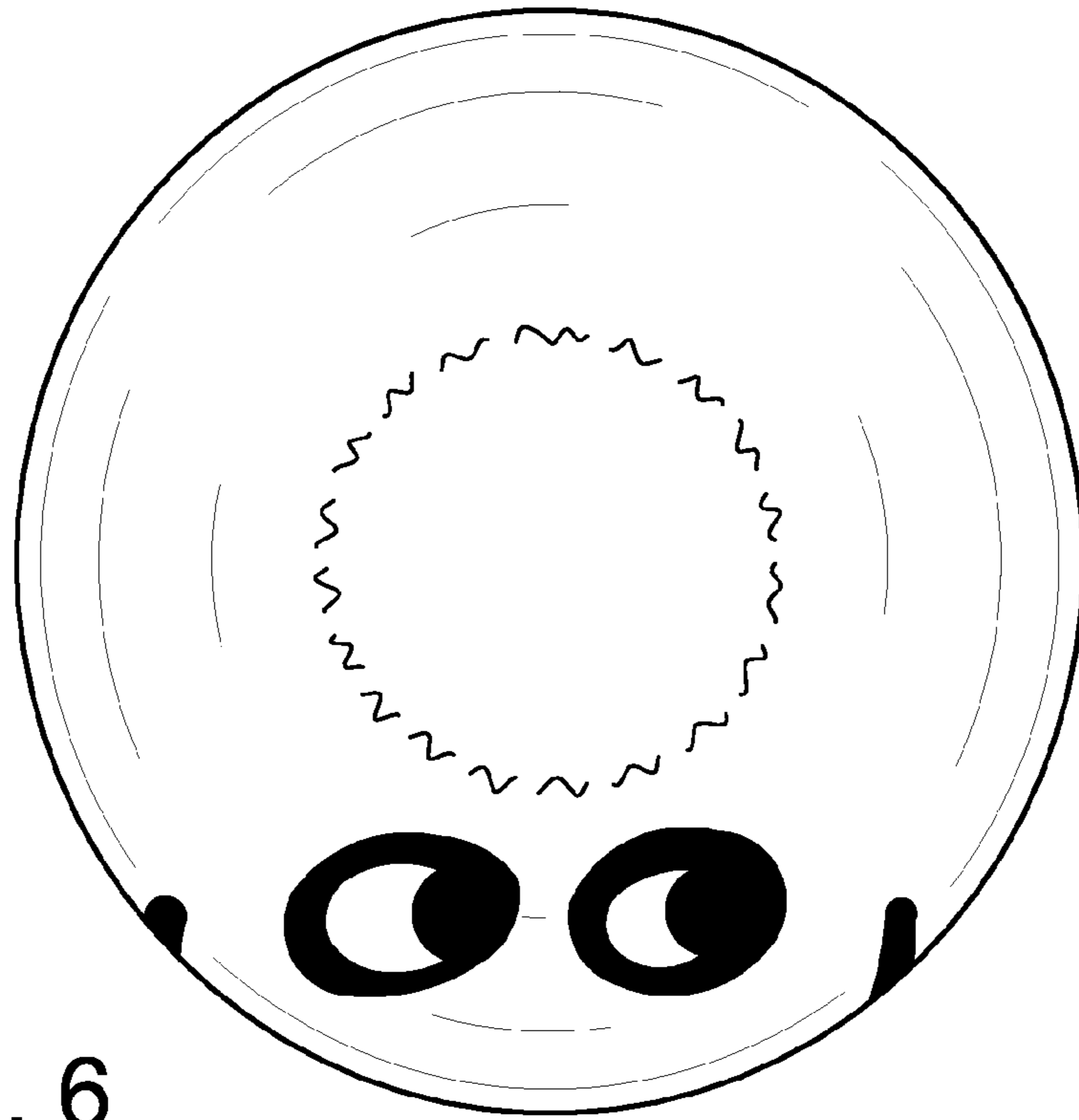


FIG. 6

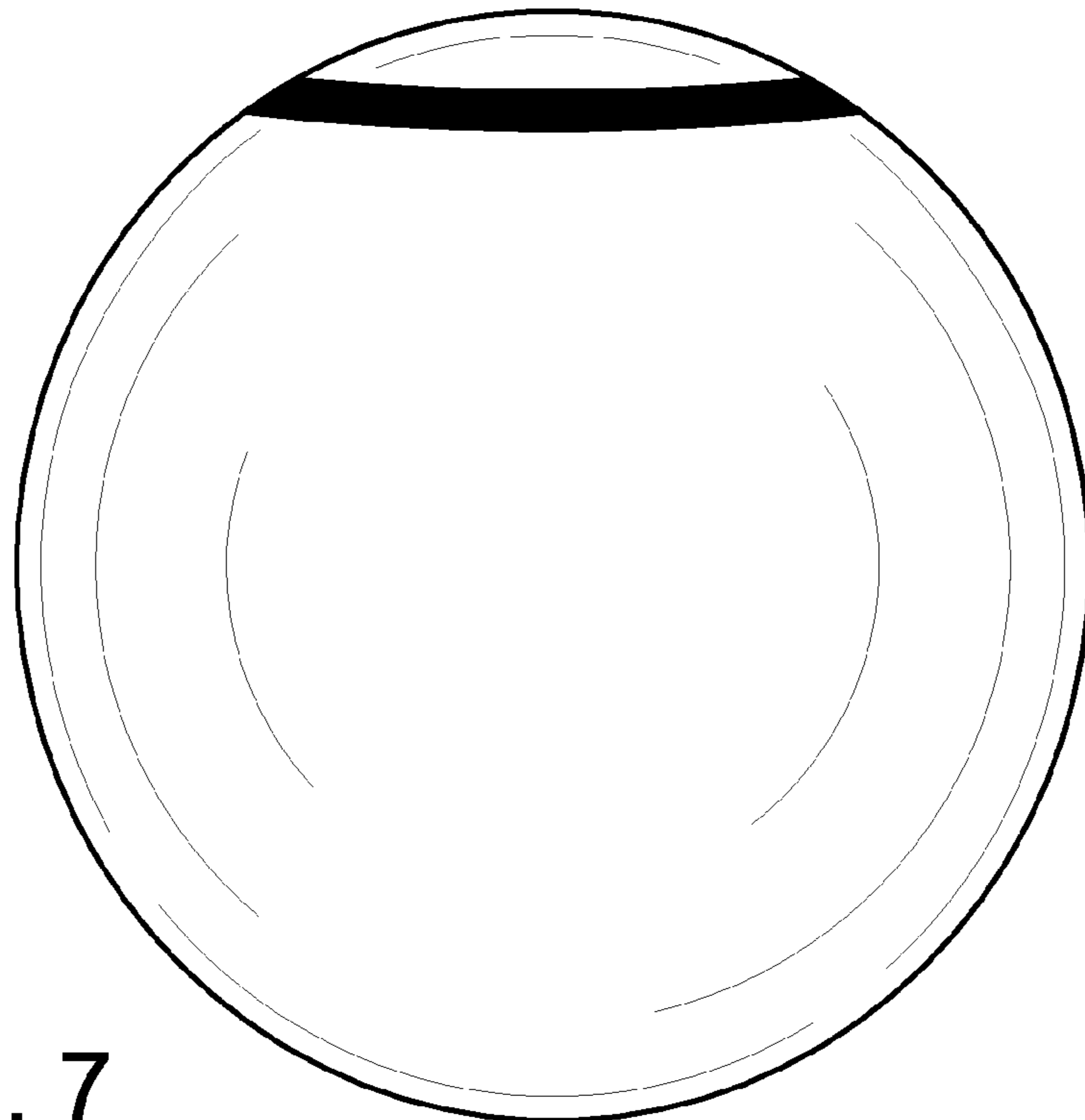


FIG. 7