



US00D617673S

(12) **United States Design Patent**  
**Kladde et al.**

(10) **Patent No.:** **US D617,673 S**  
(45) **Date of Patent:** **\*\* Jun. 15, 2010**

(54) **JEWELRY ARTICLE**

(75) Inventors: **Uwe R. Kladde**, Los Altos Hills, CA (US); **Donna L. Whitney**, Los Altos Hills, CA (US); **Burkley U. Kladde**, Chandler, AZ (US)

(73) Assignee: **143 Designs, LLC**, Los Altos Hills, CA (US)

(\*\*) Term: **14 Years**

(21) Appl. No.: **29/340,632**

(22) Filed: **Jul. 22, 2009**

(51) **LOC (9) Cl.** ..... **11-01**

(52) **U.S. Cl.** ..... **D11/81**

(58) **Field of Classification Search** ..... D11/1,  
D11/2, 40, 41, 43-48, 61, 69, 79, 81, 86,  
D11/95, 104, 116; 63/14.1, 13  
See application file for complete search history.

(56) **References Cited**

**U.S. PATENT DOCUMENTS**

D11,672 S *	3/1880	Paxton	.....	D11/116
D16,647 S *	4/1886	Whitehouse	.....	D11/115
D18,249 S *	4/1888	Heller	.....	D11/116
D51,591 S *	12/1917	Heathcote	.....	D11/116
D56,694 S *	11/1920	Davidson	.....	D11/116
1,985,630 A *	12/1934	Craighead	.....	40/613
D96,433 S *	7/1935	Vollman	.....	D11/81
2,152,435 A *	3/1939	Knight	.....	40/618
D132,705 S *	6/1942	Wittman	.....	D11/108
D174,815 S *	5/1955	Imundo	.....	D11/116
3,381,495 A *	5/1968	Emerson	.....	63/33
D235,913 S *	7/1975	Cipullo	.....	D11/81
D247,881 S *	5/1978	Hitchens	.....	D11/41
D294,809 S *	3/1988	Robinson	.....	D11/61
D327,030 S *	6/1992	Young	.....	D11/61
D363,041 S *	10/1995	Ridenour	.....	D11/81
D439,862 S *	4/2001	Byard	.....	D11/11

(Continued)

**OTHER PUBLICATIONS**

A.G. Correa & Son, AGA Correa & Son Nautical Jewelry, Website:  
[http://agacorrea.com/aga/cgi-bin/aga.pl?customerID=7996635\\_4491&design\\_desc=all&search\\_request\\_button=GO](http://agacorrea.com/aga/cgi-bin/aga.pl?customerID=7996635_4491&design_desc=all&search_request_button=GO).

*Primary Examiner*—Robert M Spear  
*Assistant Examiner*—Rashida C McCoy  
(74) *Attorney, Agent, or Firm*—Dorsey & Whitney LLP

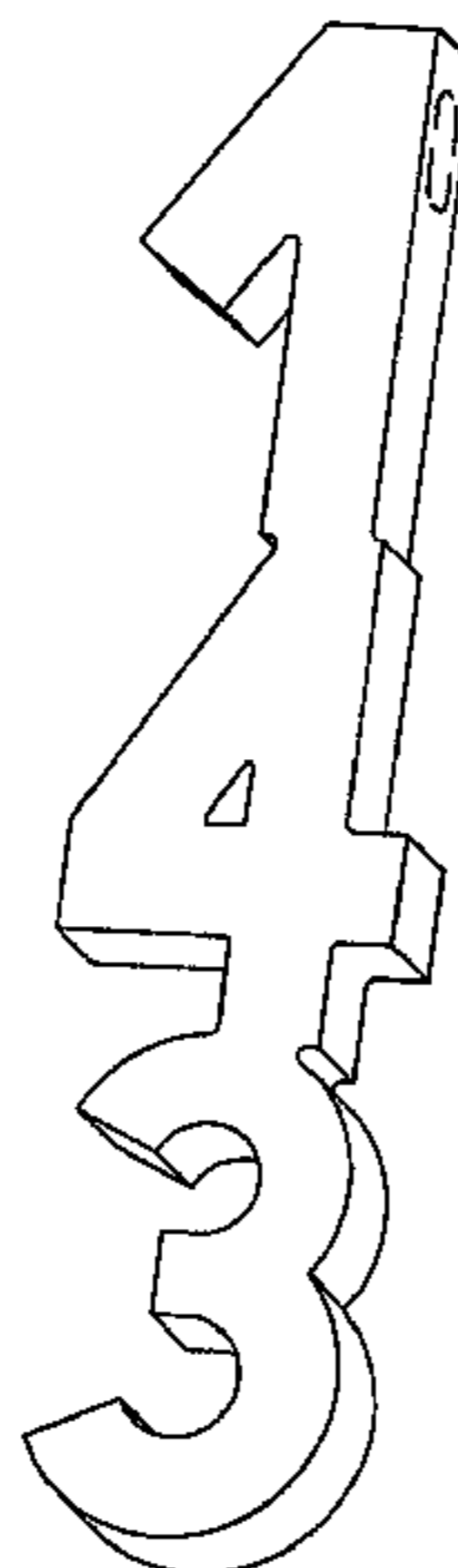
(57) **CLAIM**

The ornamental design for a jewelry article, as shown and described.

**DESCRIPTION**

FIG. 1 is an isometric view of the jewelry article;  
FIG. 2 is a top plan view of the jewelry article shown in FIG. 1;  
FIG. 3 is a front elevational view of the jewelry article shown in FIG. 1;  
FIG. 4 is a rear elevational view of the jewelry article shown in FIG. 1;  
FIG. 5 is a side elevational view of the jewelry article shown in FIG. 1;  
FIG. 6 is a side elevational view of the jewelry article shown in FIG. 1;  
FIG. 7 is a bottom plan view of the jewelry article shown in FIG. 1; and,  
FIG. 8 is an isometric view of the jewelry article shown in FIG. 1, showing the jewelry article attached to a chain, the chain being shown in dashed lines for illustrative purposes only, and forming no part of the claimed design.  
The broken lines are provided for illustrative purposes only, and form no part of the claimed design.

**1 Claim, 4 Drawing Sheets**



# US D617,673 S

Page 2

---

## U.S. PATENT DOCUMENTS

D586,686 S \* 2/2009 Bell ..... D11/82

D577,906 S \* 10/2008 Hu ..... D3/211

D577,907 S \* 10/2008 Hu ..... D3/211

\* cited by examiner

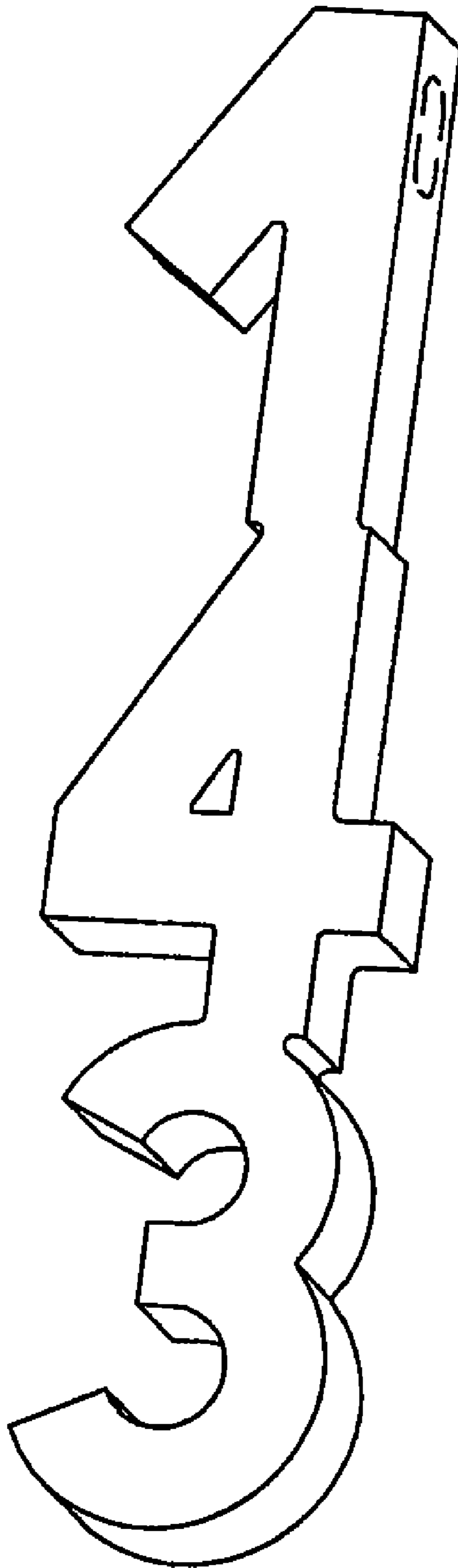


FIG. 1

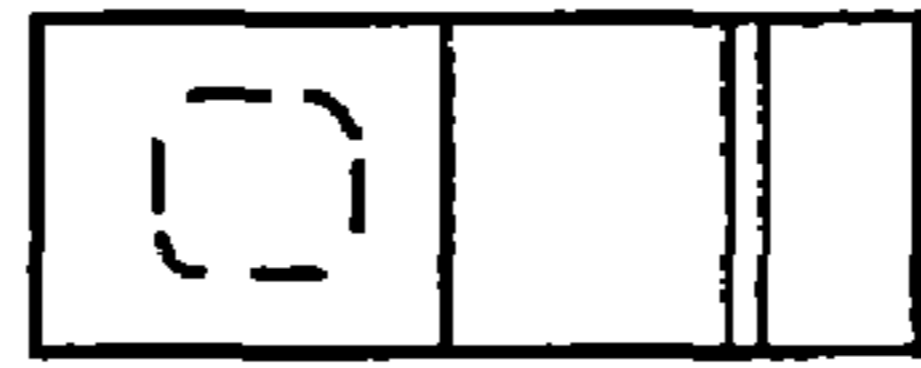


FIG. 2

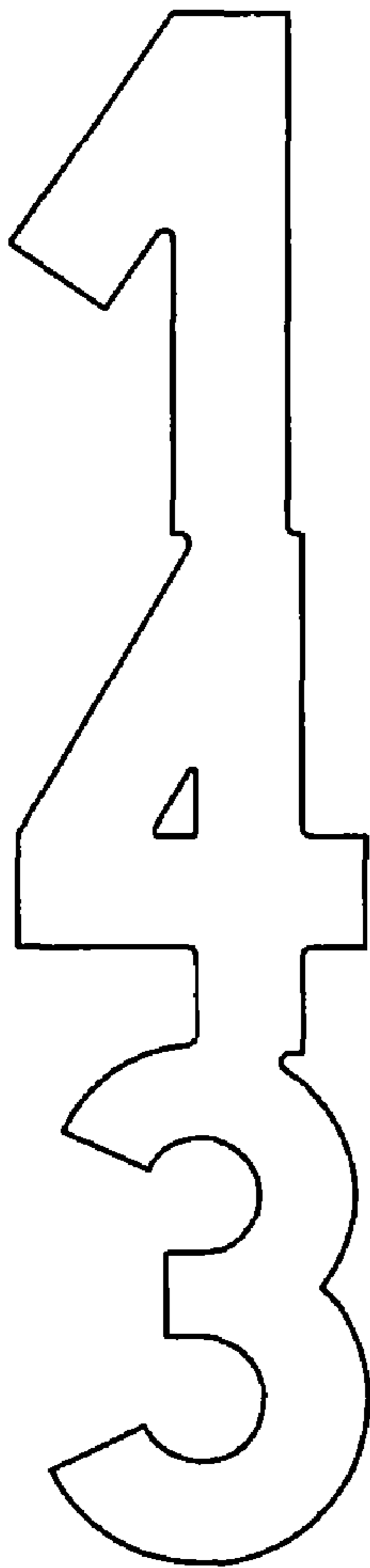


FIG. 3




FIG. 4

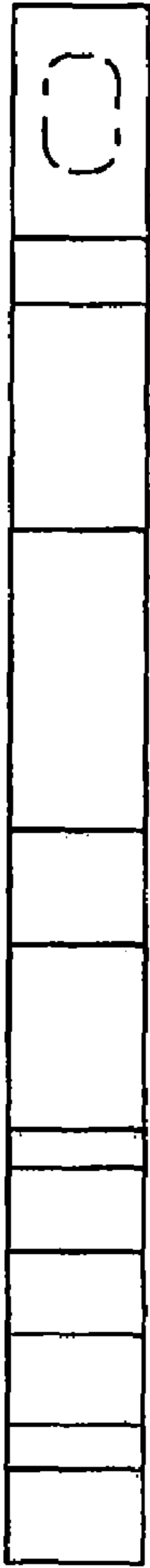


FIG. 5

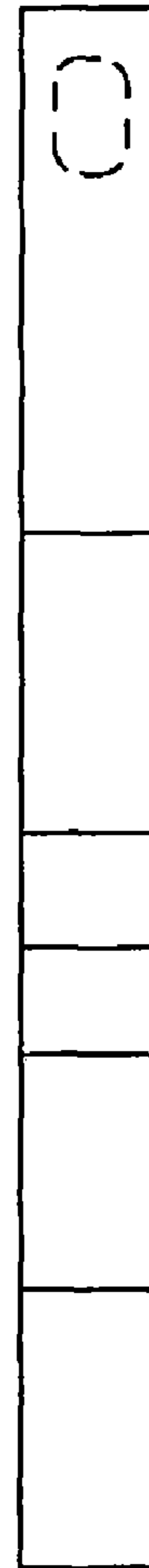


FIG. 6



FIG. 7




FIG. 8