



US00D617660S

(12) **United States Design Patent**
Renz et al.

(10) **Patent No.:** **US D617,660 S**

(45) **Date of Patent:** **** *Jun. 15, 2010**

(54) **CANISTER**

(75) Inventors: **Charles J. Renz**, Briarcliff Manor, NY
(US); **Diana Sierra**, North Bergen, NJ
(US)

(73) Assignee: **Playtex Products, Inc.**, Westport, CT
(US)

(**) Term: **14 Years**

(21) Appl. No.: **29/314,856**

(22) Filed: **May 5, 2009**

(51) **LOC (9) Cl.** **09-02**

(52) **U.S. Cl.** **D9/776**; D9/551; D9/558

(58) **Field of Classification Search** D9/500,
D9/502-505, 5, 16, 529, 537-539, 549, 551,
D9/558, 686, 688-692, 772, 776-779; 215/379,
215/381-384; 220/660, 669-673, 675
See application file for complete search history.

(56) **References Cited**

U.S. PATENT DOCUMENTS

- D48,813 S * 4/1916 Dawson D9/545
- D70,128 S 5/1926 Lents D9/551
- D116,912 S 10/1939 Briner D9/551
- D217,585 S 5/1970 Lambelet D9/500
- D219,262 S 11/1970 Lambelet D9/500
- D306,259 S * 2/1990 Daucourt D9/545
- D324,821 S * 3/1992 Solomon D9/540
- D327,007 S * 6/1992 Olds D9/520
- D409,091 S * 5/1999 Beaver et al. D9/538
- D428,813 S * 8/2000 Haley D9/500
- D456,714 S * 5/2002 Brauner et al. D9/500
- D461,368 S 8/2002 Durand D7/523
- D501,792 S * 2/2005 Priestman D9/500
- D528,001 S * 9/2006 Schroeder et al. D9/502

- D531,903 S 11/2006 Haubein D9/500
- D536,977 S * 2/2007 Schroeder et al. D9/502
- D540,194 S 4/2007 Cummings D9/767
- D553,003 S * 10/2007 Baker et al. D9/691
- D562,696 S * 2/2008 Baker et al. D9/691
- D580,763 S 11/2008 Perez D9/500
- D582,279 S 12/2008 Darr et al. D9/516
- D591,154 S * 4/2009 Darr et al. D9/500
- D592,066 S 5/2009 Bourne D9/538

OTHER PUBLICATIONS

Web Site published on Jul. 2, 2007 http://www.globalpackagegallery.com/main.php/key/aluminum?g2_itemId=172183
English translation of Colombian Office Action dated Oct. 29, 2009 for corresponding Colombian application No. 08.124.699A.

* cited by examiner

Primary Examiner—Ian Simmons

Assistant Examiner—Dana L Sipos

(74) *Attorney, Agent, or Firm*—Ohlandt, Greeley, Ruggiero & Perle, L.L.P.

(57) **CLAIM**

The ornamental design for the canister, as shown and described in the accompanying figures.

DESCRIPTION

FIG. 1 is a top perspective view of a canister showing our new design;


FIG. 2 is a side elevation view thereof;

FIG. 3 is a top plan view thereof; and,

FIG. 4 is a front elevation view thereof.

The broken lines in the drawings showing the inside of the mouth of the canister illustrate a portion of the design that forms no part of the claim.

1 Claim, 3 Drawing Sheets






FIG. 1




FIG. 2

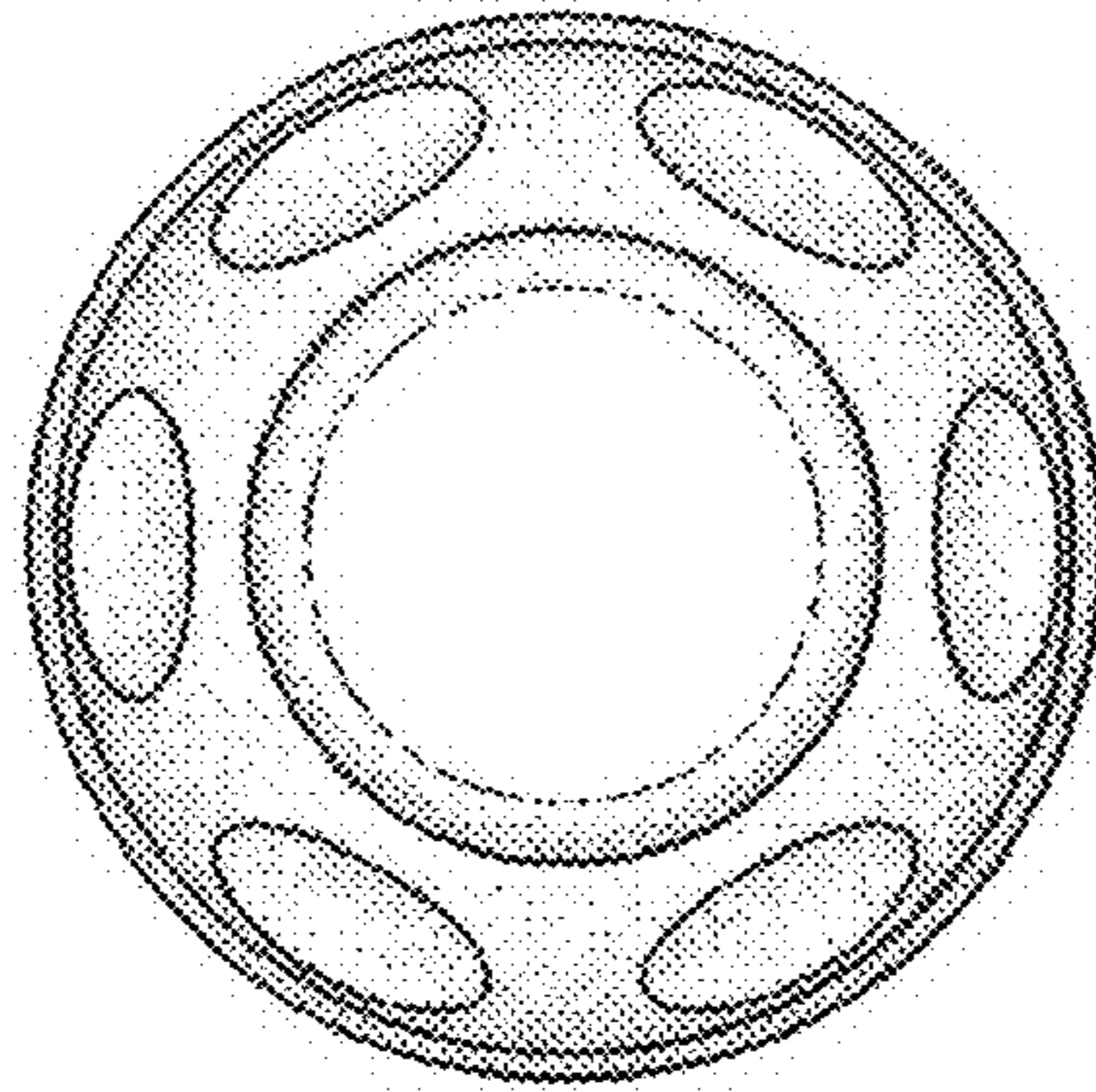


FIG. 3




FIG. 4