



US00D617659S

(12) **United States Design Patent**  
**Renz et al.**

(10) **Patent No.:** **US D617,659 S**  
(45) **Date of Patent:** **\*\* Jun. 15, 2010**

(54) **BOTTLE**

(75) Inventors: **Charles J. Renz**, Briarcliff Manor, NY (US); **Diana Sierra**, North Bergen, NJ (US)

(73) Assignee: **Playtex Products, Inc.**, Westport, CT (US)

(\*\*) Term: **14 Years**

(21) Appl. No.: **29/315,067**

(22) Filed: **May 20, 2009**

(51) **LOC (9) Cl.** ..... **09-01**

(52) **U.S. Cl.** ..... **D9/743**

(58) **Field of Classification Search** ..... D9/516,  
D9/523, 524, 526, 560, 575, 682, 684, 685,  
D9/737, 741, 743, 744, 745; 215/381-385  
See application file for complete search history.

(56) **References Cited**

**U.S. PATENT DOCUMENTS**

D192,980 S *	6/1962	Mangini	.....	D9/741
D194,165 S *	11/1962	Riley	.....	D9/741
D220,864 S *	6/1971	Weckman	.....	D9/741
D280,599 S *	9/1985	Green	.....	D9/741
D292,268 S *	10/1987	Costa	.....	D9/741
D301,688 S *	6/1989	Green	.....	D9/741
D302,656 S *	8/1989	Green	.....	D9/741
5,316,159 A *	5/1994	Douglas et al.	.....	215/10
D373,537 S *	9/1996	Schirado	.....	D9/572
D409,092 S *	5/1999	Beasley	.....	D9/542
D439,156 S *	3/2001	Hall et al.	.....	D9/743

D525,872 S *	8/2006	Haubert et al.	.....	D9/529
D541,175 S	4/2007	Burns et al.	.....	D9/743
D543,865 S *	6/2007	Walters et al.	.....	D9/684
D556,056 S *	11/2007	Thomas et al.	.....	D9/738
D567,096 S *	4/2008	Toh	.....	D9/542
D573,882 S *	7/2008	Toh	.....	D9/516
D592,516 S *	5/2009	Cummings et al.	.....	D9/530

\* cited by examiner

*Primary Examiner*—Stella M Reid

*Assistant Examiner*—Elizabeth J Oswecki

(74) *Attorney, Agent, or Firm*—Ohlandt, Greeley, Ruggiero & Perle, L.L.P

(57) **CLAIM**

The ornamental design for a bottle, as shown and described.

**DESCRIPTION**

FIG. 1 is a first, perspective view of a bottle showing our new design;

FIG. 2 is a second, perspective view thereof;

FIG. 3 is a first elevation view thereof;

FIG. 4 is a second elevation view thereof;

FIG. 5 is a third elevation view thereof;

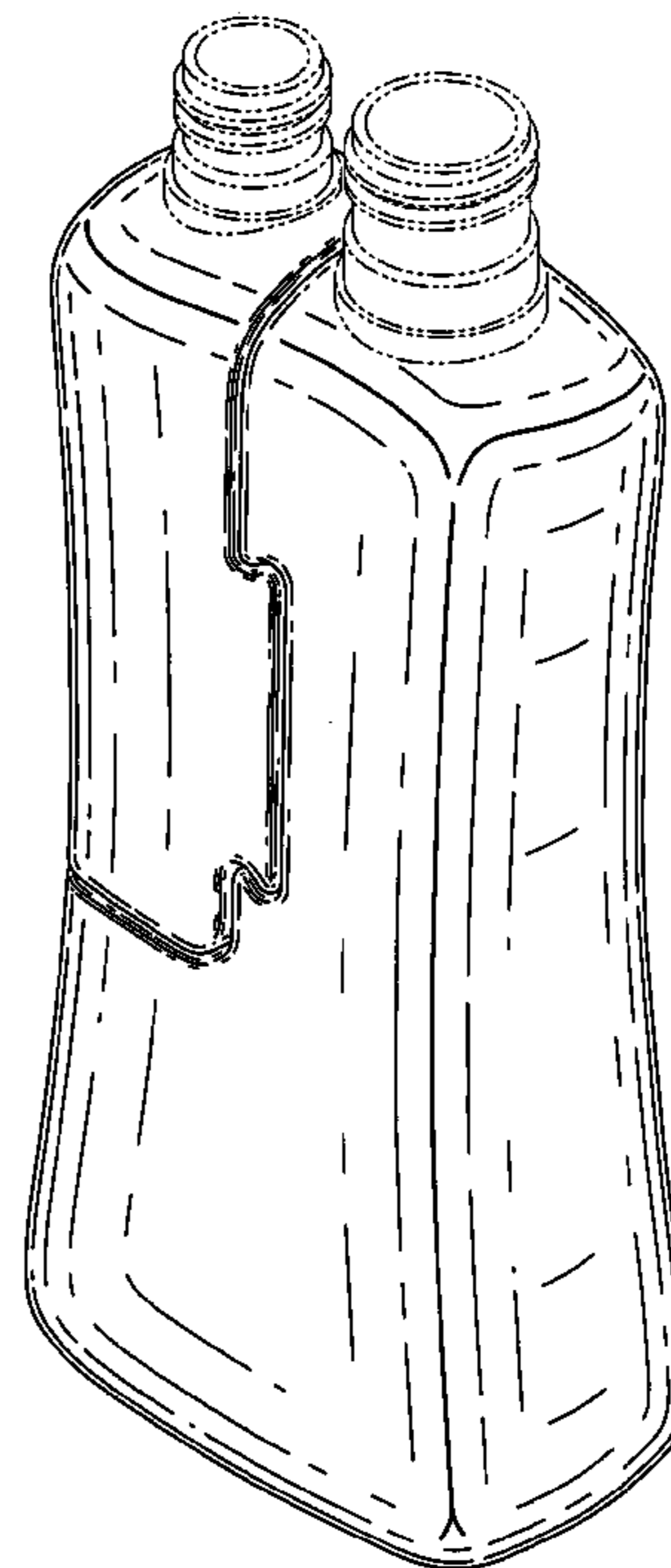
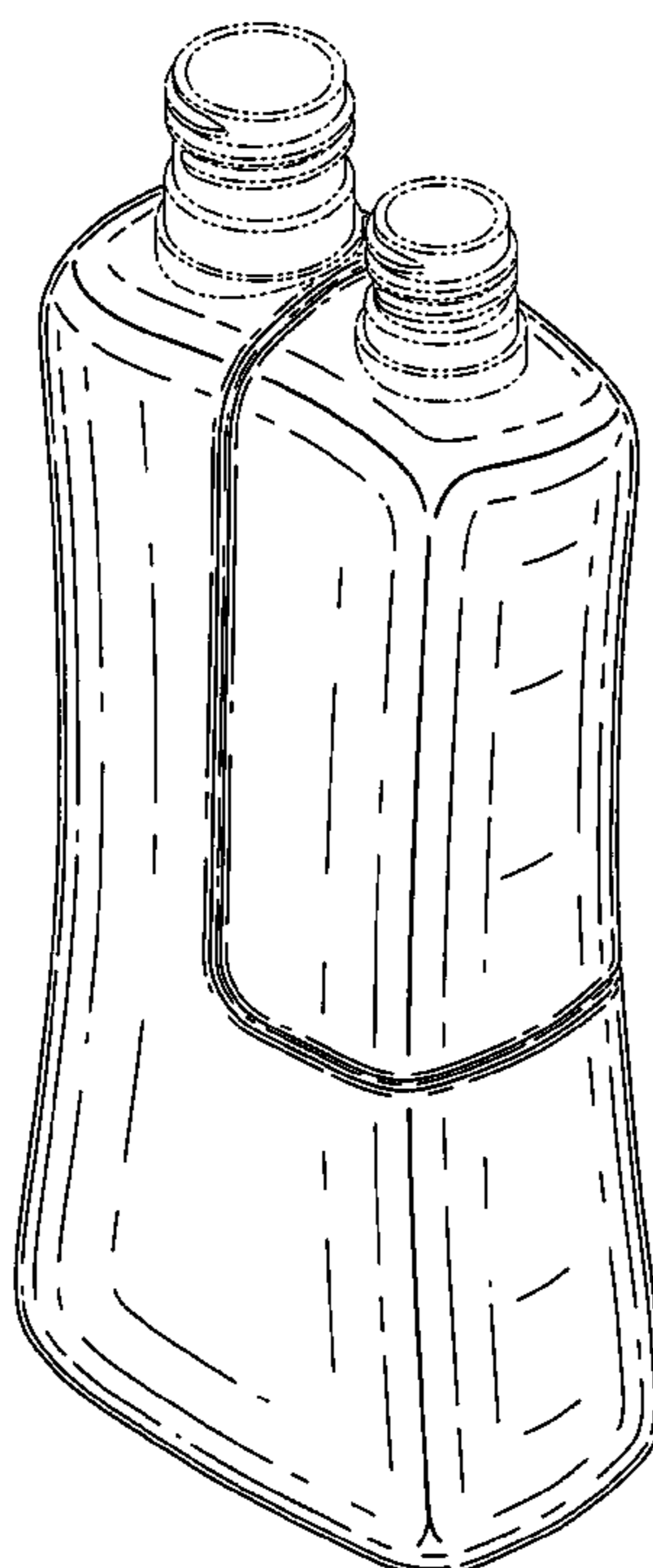
FIG. 6 is a fourth elevation view thereof;

FIG. 7 is a top view thereof; and,


FIG. 8 is a bottom view thereof.

The broken line showing of a dual pour spout is included for the purpose of illustrating only and forms no part of the claimed design.

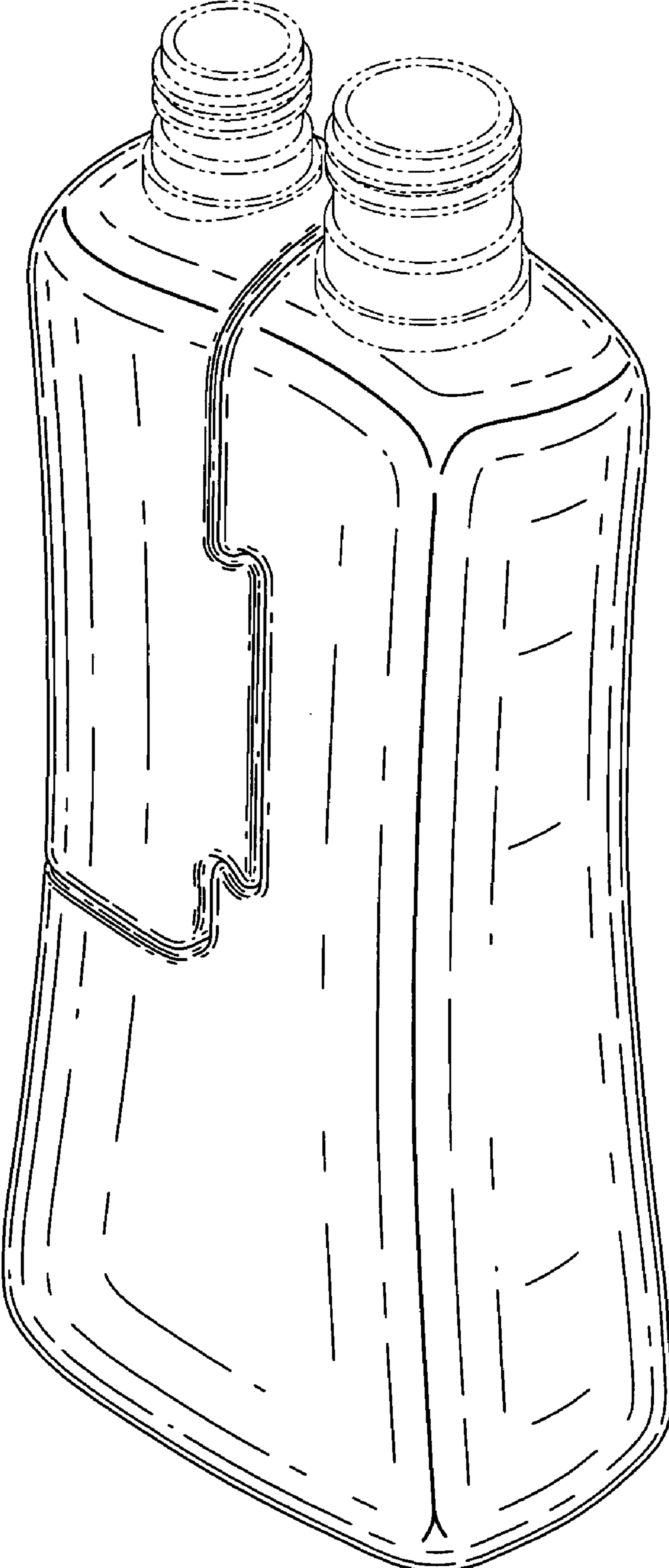
**1 Claim, 6 Drawing Sheets**

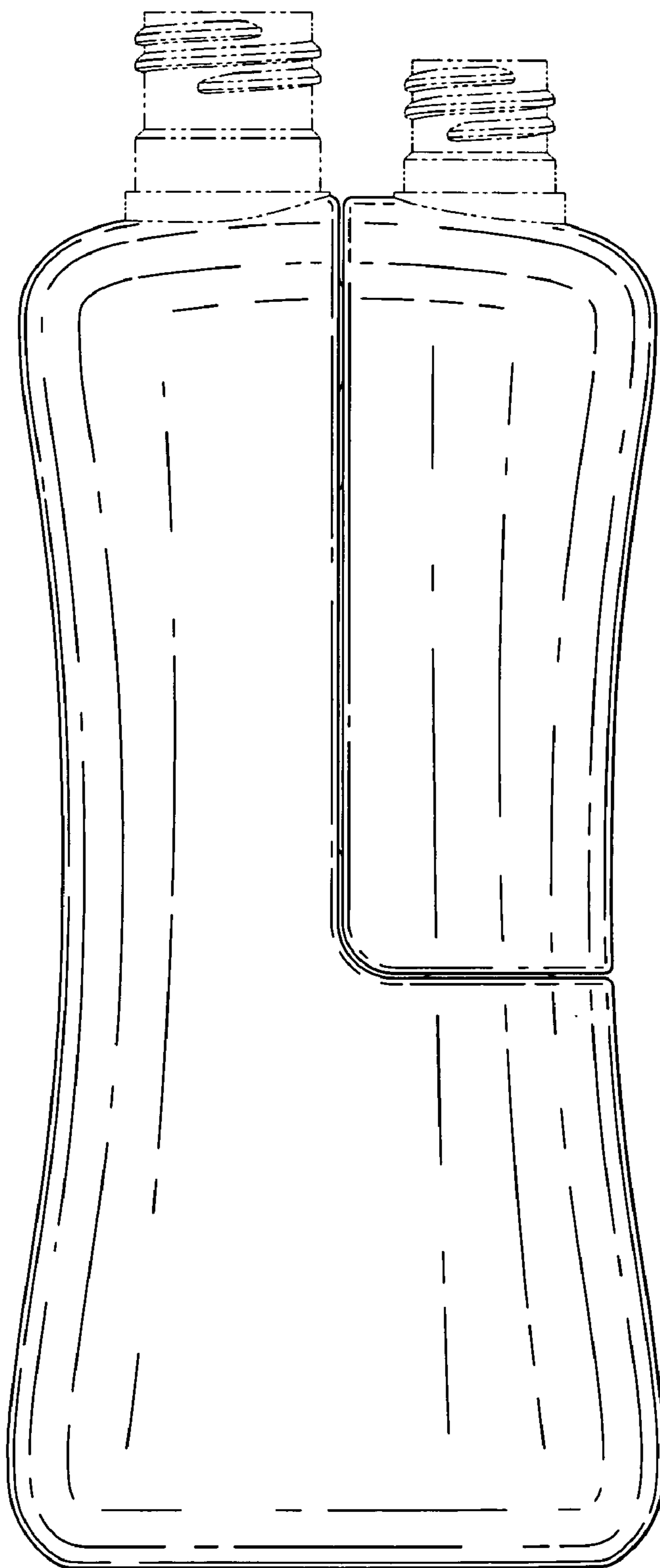


**FIG. 1**

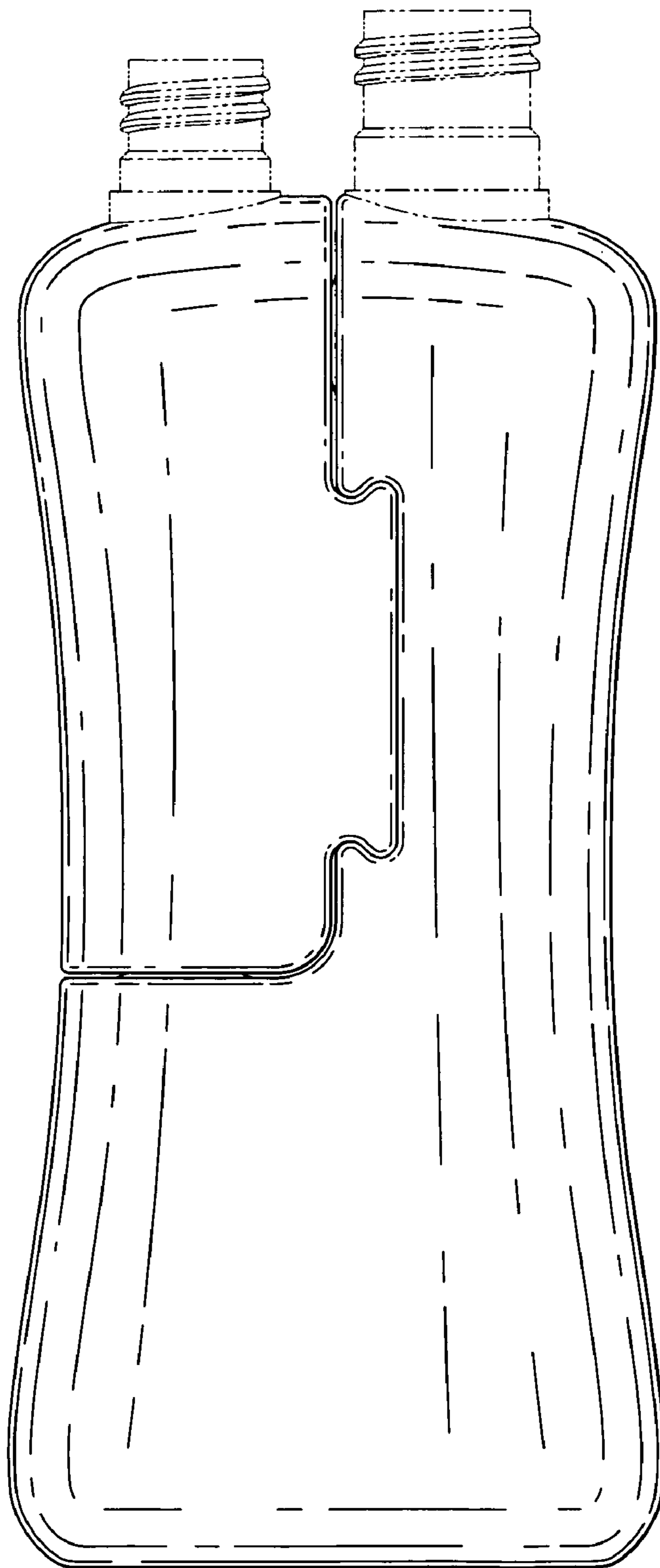


**FIG. 2**

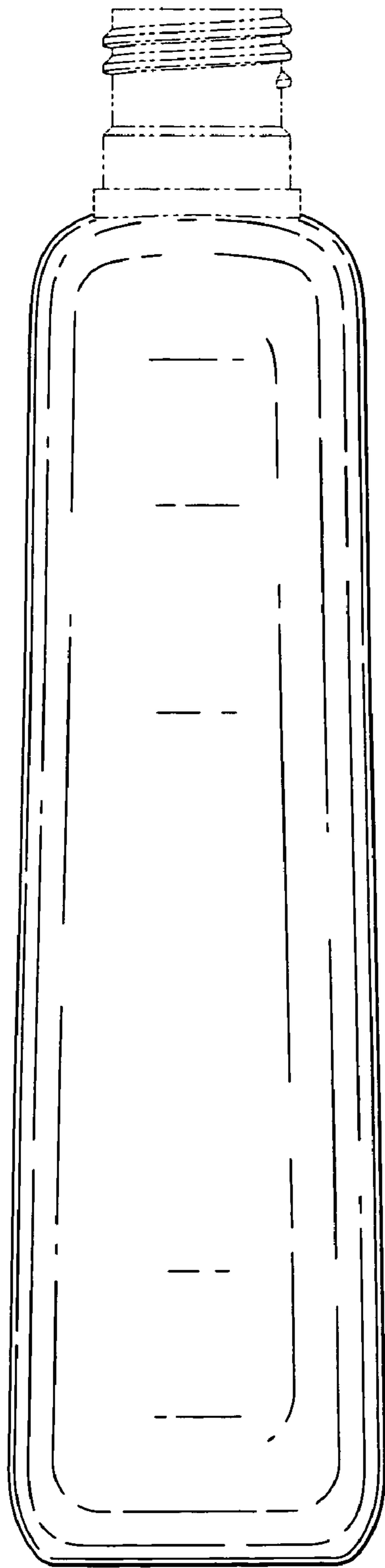





**FIG. 3**



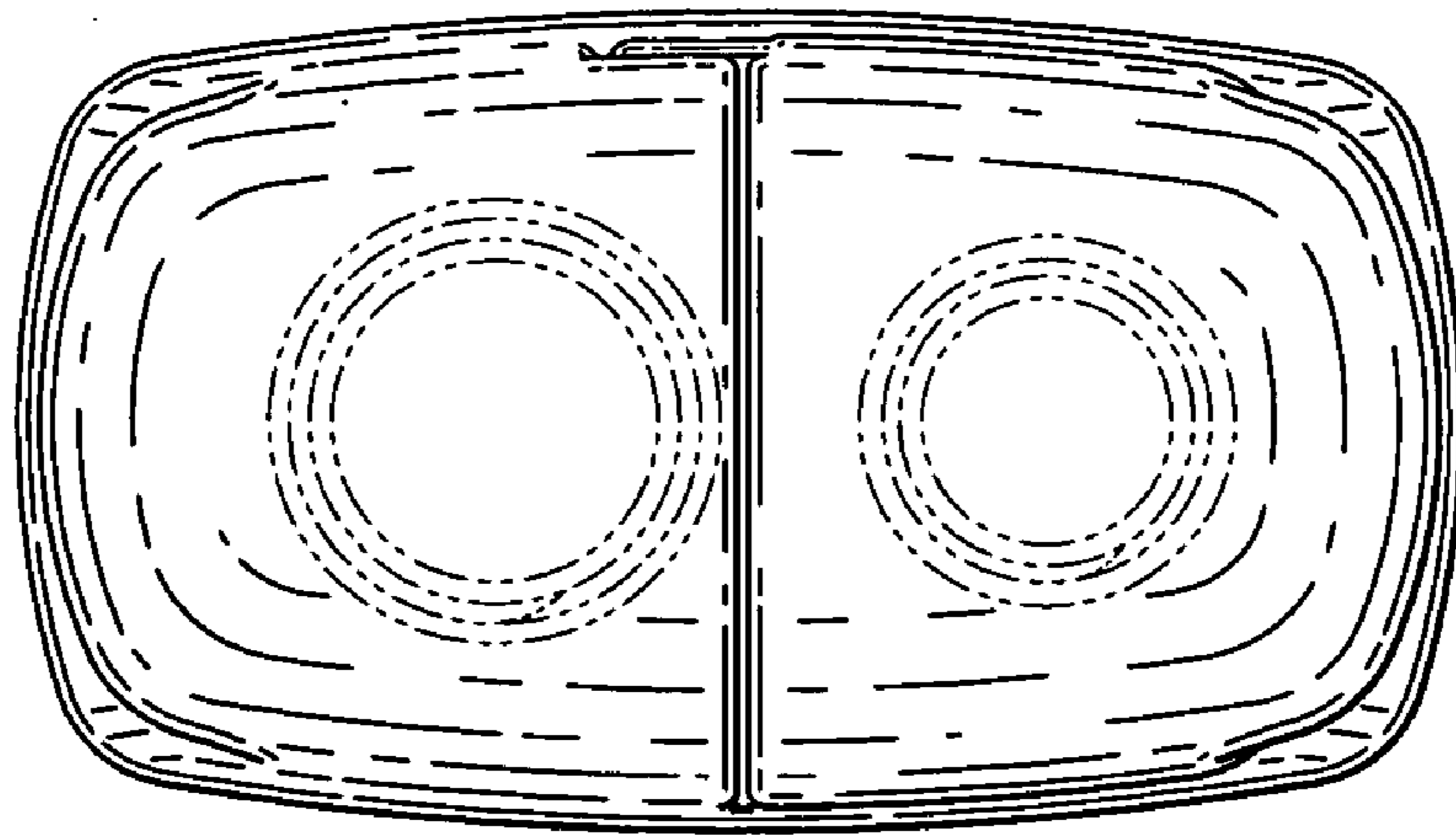
**FIG. 4**



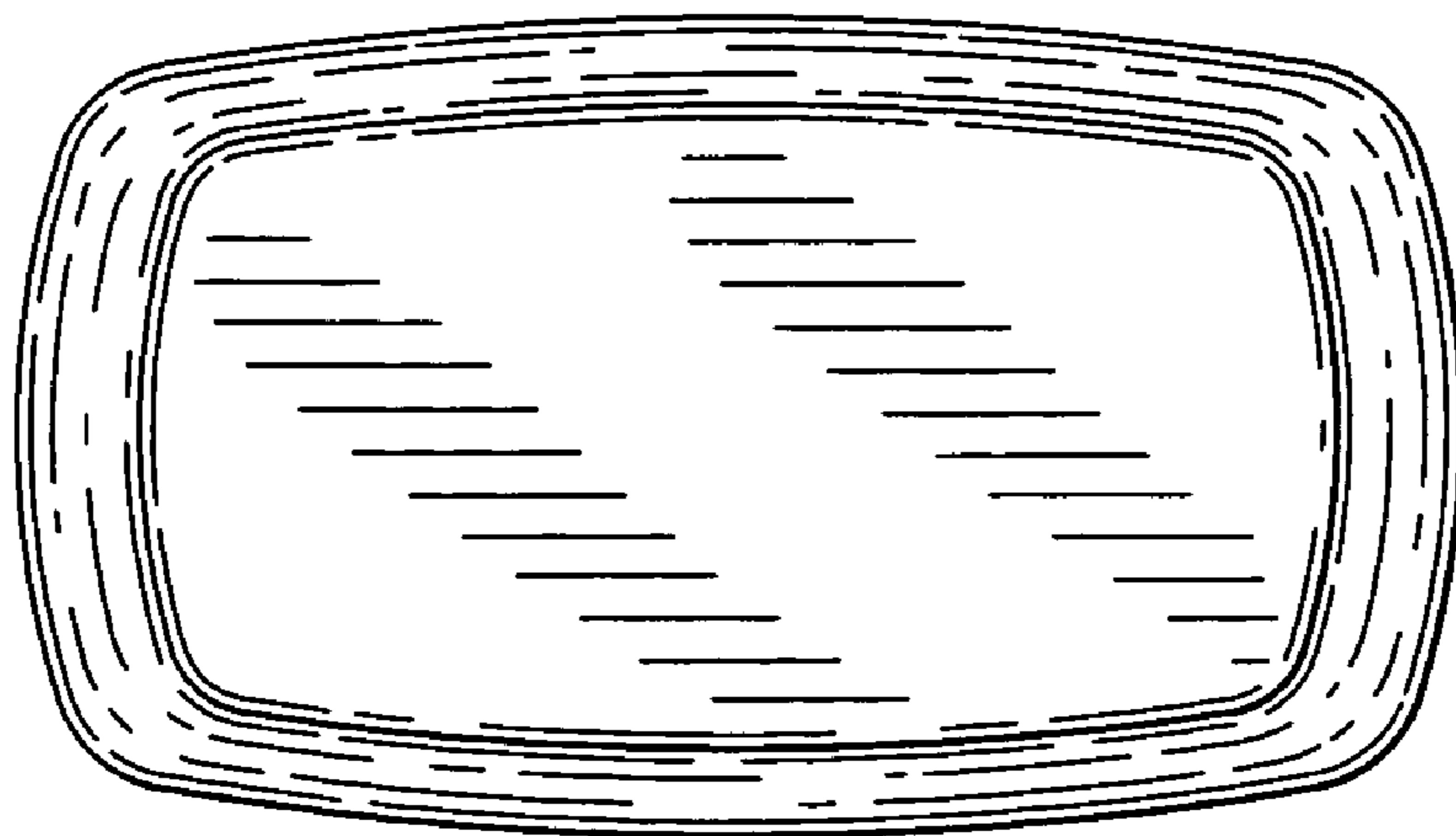
**FIG. 5**



**FIG. 6**



**FIG. 7**



**FIG. 8**