



US00D617645S

(12) **United States Design Patent**
Graunstadt et al.

(10) **Patent No.:** **US D617,645 S**
(45) **Date of Patent:** **** Jun. 15, 2010**

(54) **BOTTLE**

(75) Inventors: **Joseph Graunstadt**, Stratford, CT (US);
Charles J. Renz, Briarcliff Manor, NY
(US); **Diana Sierra**, North Bergen, NJ
(US)

(73) Assignee: **Playtex Products, LLC.**, Shelton, CT
(US)

(**) Term: **14 Years**

(21) Appl. No.: **29/315,105**

(22) Filed: **May 27, 2009**

(51) **LOC (9) Cl.** **09-01**

(52) **U.S. Cl.** **D9/521**; D9/538; D9/551

(58) **Field of Classification Search** D9/695–699,
D9/516, 521, 530, 537–539, 541–542, 545,
D9/549, 551, 558, 564, 574; D7/510; 215/382–384
See application file for complete search history.

(56) **References Cited**

U.S. PATENT DOCUMENTS

D156,219 S	11/1949	Deskey	D9/542
D193,033 S	6/1962	Waser	D9/538
D221,133 S	7/1971	Wikke	D9/45
D323,780 S *	2/1992	Addante	D9/521
D356,248 S *	3/1995	Wilkinson	D9/690
D379,931 S	6/1997	Crawford	D9/540
D389,744 S *	1/1998	Noe et al.	D9/542
D398,535 S *	9/1998	Henderson et al.	D9/542
D398,536 S *	9/1998	Chan et al.	D9/551 X
D398,537 S *	9/1998	Henderson et al.	D9/542
D408,741 S *	4/1999	Mohary et al.	D9/564 X
D414,118 S	9/1999	Crawford	D9/543
5,996,850 A *	12/1999	Morali et al.	222/173
D422,220 S	4/2000	Feen	D9/542
D425,795 S *	5/2000	Feen	D9/521
D425,797 S	5/2000	Crawford	D9/543
D439,165 S	3/2001	Erckelbout et al.	D9/520
D444,386 S	7/2001	Weber	D9/521
D447,058 S	8/2001	Weber	D9/521
D447,697 S	9/2001	Schultz et al.	D9/542

D459,659 S	7/2002	Chung	D9/529
D464,874 S *	10/2002	Tune et al.	D9/682
D465,412 S *	11/2002	Addis et al.	D9/562
D480,004 S *	9/2003	Beachum et al.	D9/558 X
D486,400 S	2/2004	Bakic	D9/558
D487,400 S	3/2004	Oates	D9/521
D489,008 S *	4/2004	Giovanni	D9/558
D501,141 S	1/2005	Bakic	D9/521
D501,362 S *	2/2005	Gauss	D7/510
D511,969 S *	11/2005	Busa et al.	D9/542
D525,873 S	8/2006	Haubert et al.	D9/529
D527,636 S	9/2006	Bakic	D9/521
D528,005 S	9/2006	Bakic	D9/529
D529,388 S	10/2006	Bakic	D9/529

(Continued)

Primary Examiner—Carol Rademaker

(74) *Attorney, Agent, or Firm*—Ohlandt, Greeley, Ruggiero
& Perle, L.L.P.

(57) **CLAIM**

The ornamental design for a bottle, as shown and described.

DESCRIPTION

FIG. 1 is a top, front, and left side perspective view of a bottle of the present invention;

FIG. 2 is a bottom, rear, and right side perspective view thereof;

FIG. 3 is a front elevational view thereof, the rear elevational view being a mirror image;

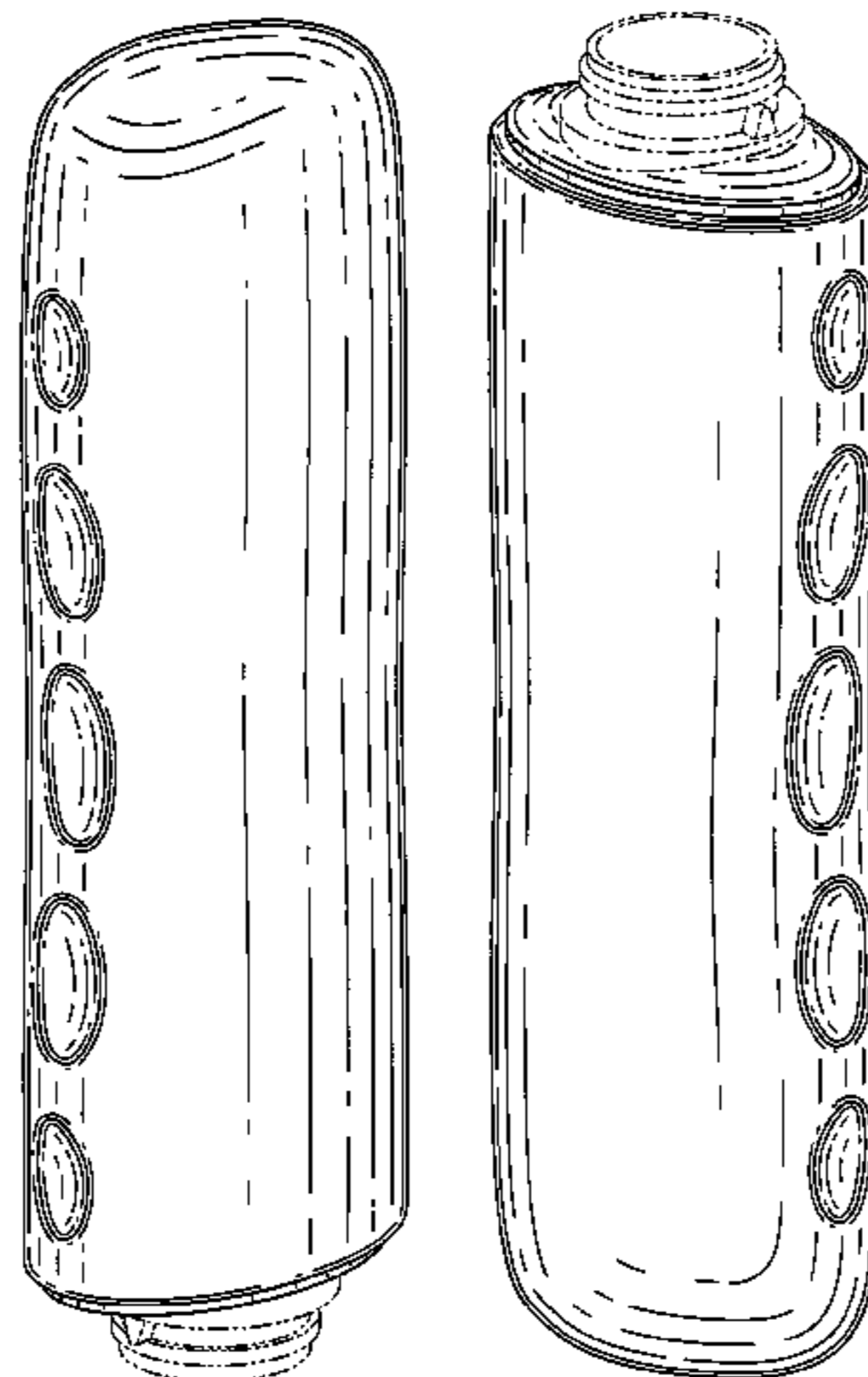
FIG. 4 is a right side elevational view thereof, the left side elevational view being a mirror image;

FIG. 5 is a top plan view thereof; and,

FIG. 6 is a bottom plan view thereof.

The broken lines shown in the drawing views are included for the purpose of showing environmental structure that forms no part of the claimed design.

1 Claim, 5 Drawing Sheets



US D617,645 S

Page 2

U.S. PATENT DOCUMENTS

D540,176 S	4/2007	Flurer et al.	D9/529	D567,662 S	4/2008	Feen et al.	D9/542
D543,859 S *	6/2007	Velazquez et al.	D9/542	D576,494 S	9/2008	Bakic	D9/529
D551,984 S	10/2007	Kier et al.	D9/538	D584,962 S *	1/2009	Domoy et al.	D9/695
D553,503 S	10/2007	Toh	D9/530	D585,289 S	1/2009	Toh	D9/529
D565,417 S	4/2008	Lee et al.	D9/541	D592,512 S *	5/2009	Dubitsky et al.	D9/516
D565,955 S	4/2008	Bernard et al.	D9/521	D609,097 S *	2/2010	Almstead et al.	D9/521
D566,564 S	4/2008	Lee et al.	D9/521	D609,098 S *	2/2010	Almstead et al.	D9/521
D567,094 S	4/2008	Bickert	D9/529	D609,103 S *	2/2010	Marold et al.	D9/538
				D609,107 S *	2/2010	Dubitsky et al.	D9/551

* cited by examiner

FIG. 1

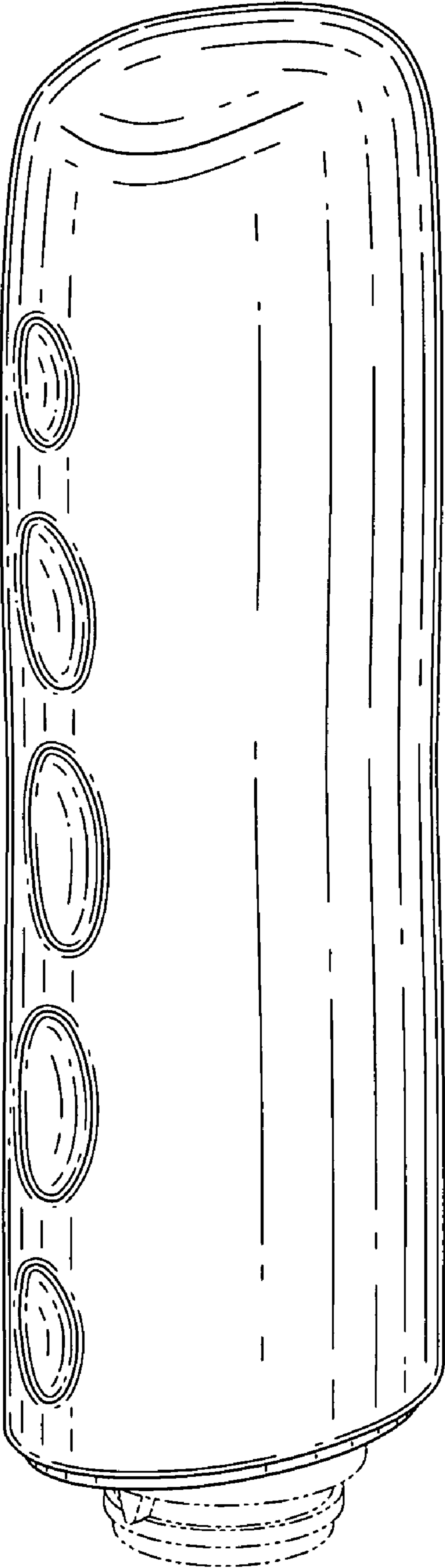


FIG. 2

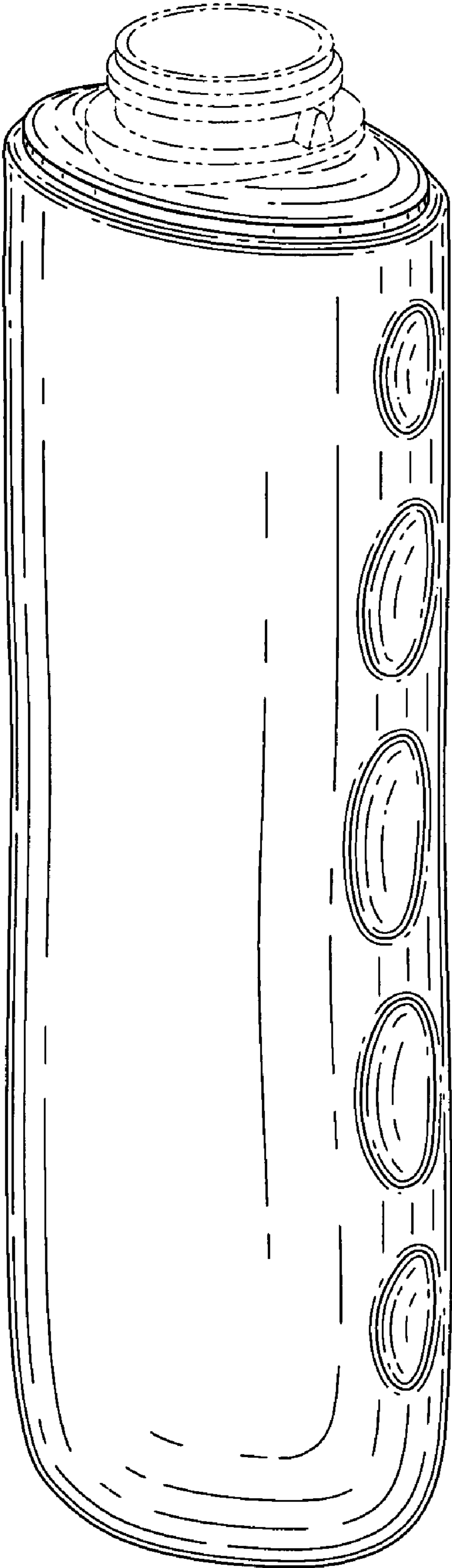


FIG. 3

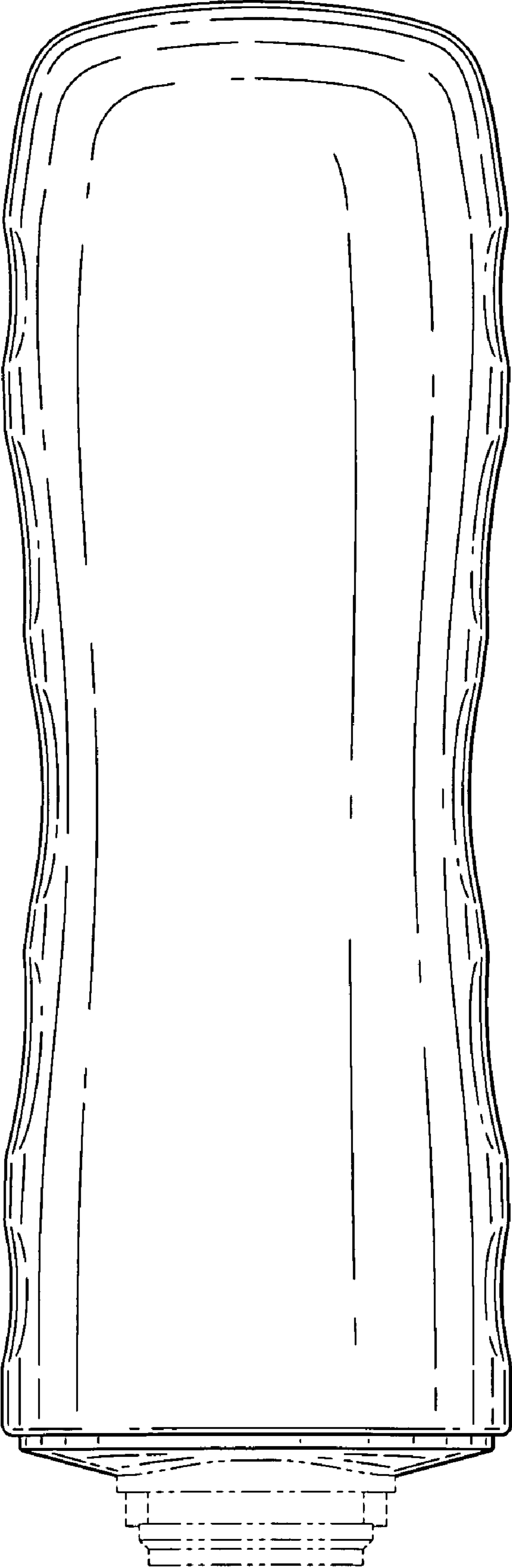
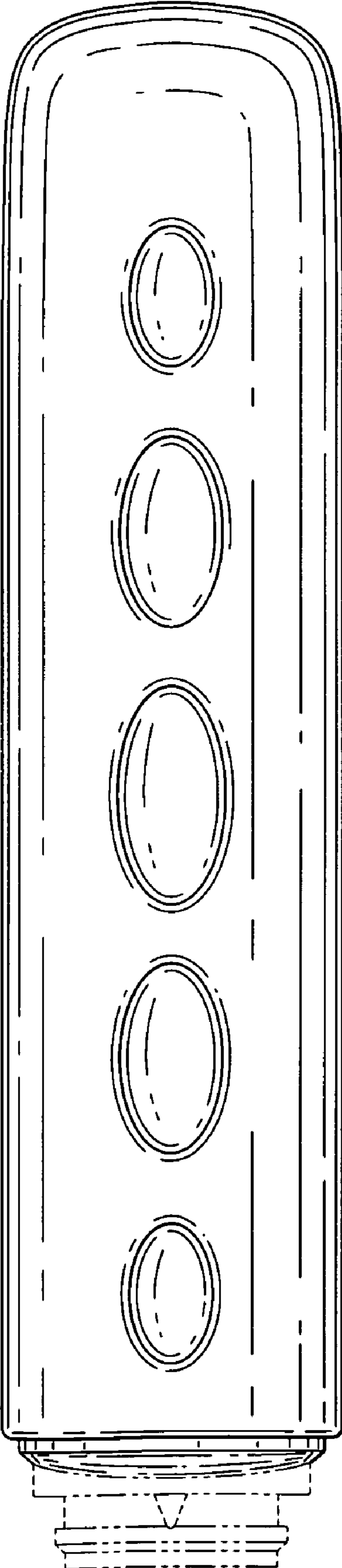


FIG. 4



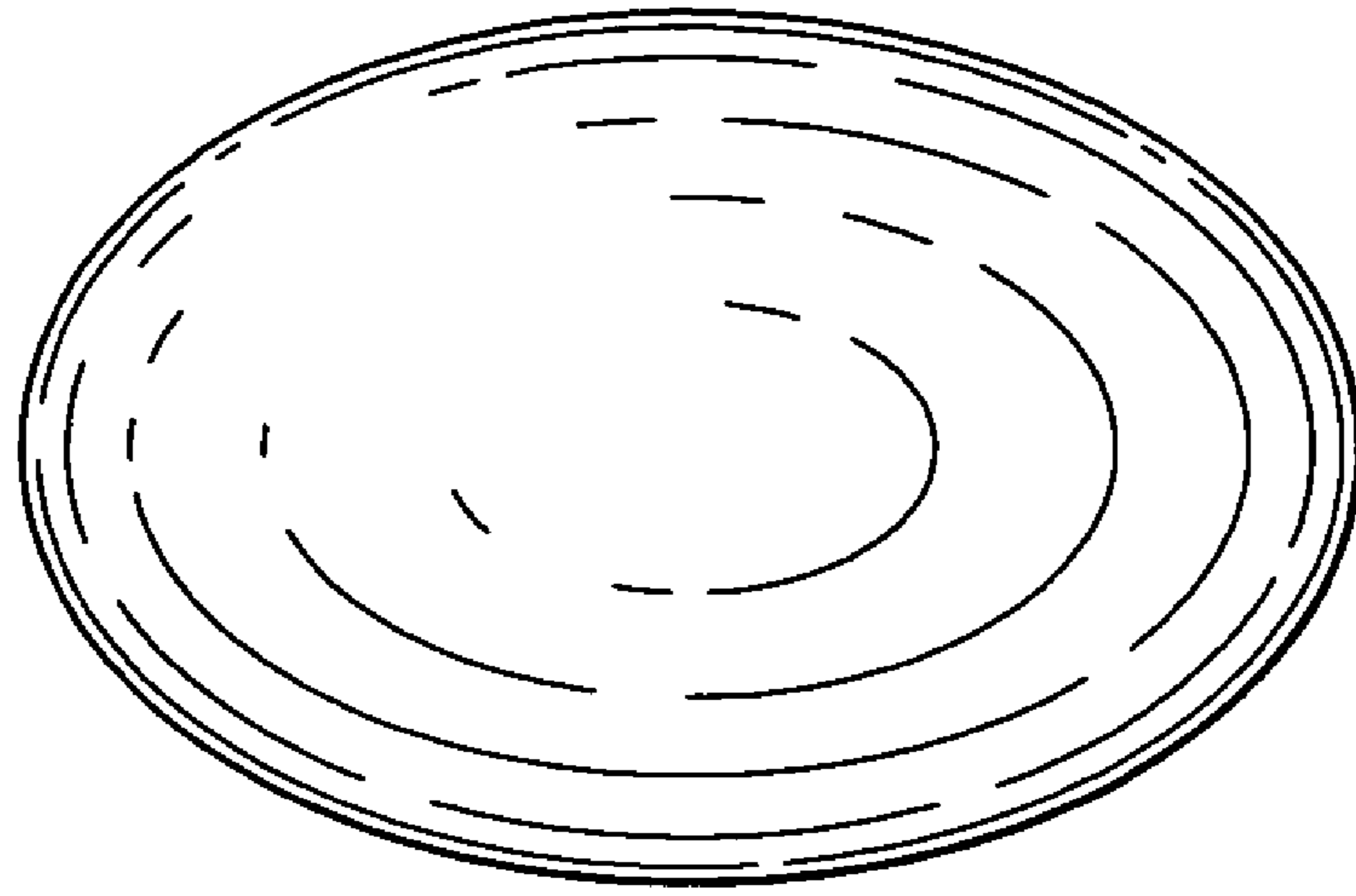


FIG. 5

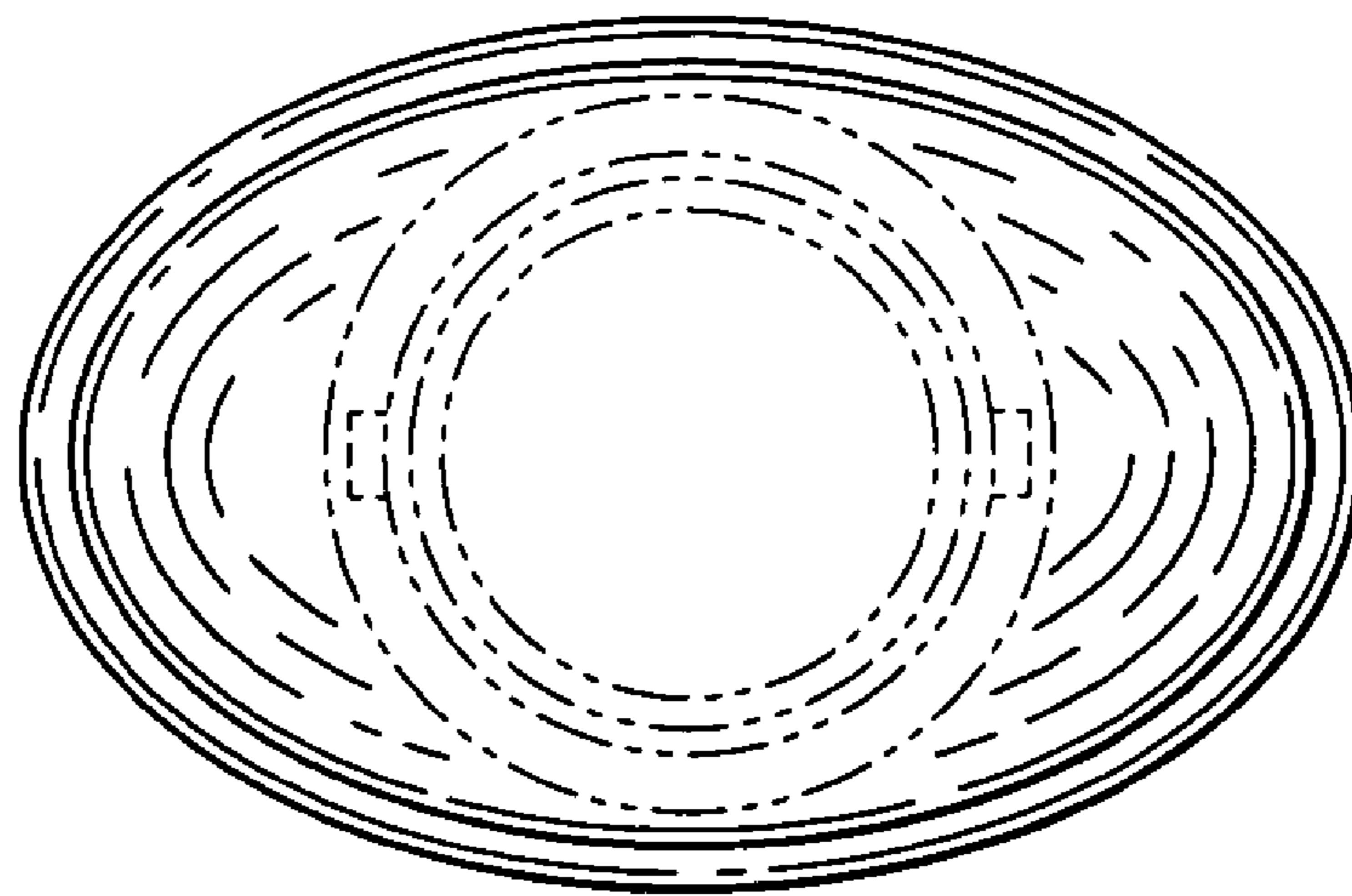


FIG. 6