



US00D617613S

(12) **United States Design Patent**  
**Schmiederer**

(10) **Patent No.:** **US D617,613 S**  
(45) **Date of Patent:** **\*\* Jun. 15, 2010**

(54) **KNIFE HOLDER**

D477,673 S \* 7/2003 Thomas ..... D25/113  
D568,289 S \* 5/2008 Solland ..... D14/204

(75) Inventor: **Michael Schmiederer**, Neuried (DE)

(73) Assignee: **Warimex**  
**Waren-Import-Export-Handels**  
**GmbH**, Neuried (DE)

\* cited by examiner

*Primary Examiner*—Terry A Wallace  
(74) *Attorney, Agent, or Firm*—Andrew Wilford

(\*\*) Term: **14 Years**

(21) Appl. No.: **29/332,586**

(22) Filed: **Feb. 20, 2009**

(57) **CLAIM**

The ornamental design for a knife holder, as shown and described.

(30) **Foreign Application Priority Data**

Jan. 9, 2009 (EM) ..... 001067912

**DESCRIPTION**

(51) **LOC (9) Cl.** ..... **07-07**

(52) **U.S. Cl.** ..... **D7/639**

(58) **Field of Classification Search** ..... D7/637–641,  
D7/601; D14/207; D25/113, 104; 211/70.6,  
211/70.7, 41.1, 41.2, 41.3, 41.7; 248/37.3,  
248/37.6

See application file for complete search history.

FIG. 1 is a top view of a knife holder according to the invention;

FIG. 2 is a bottom view of the knife holder;

FIG. 3 is a left-side elevational view of the knife holder;

FIG. 4 is a right-side elevational view of the knife holder

FIG. 5 is a front elevational view of the knife holder;

FIG. 6 is another right-side elevational view of the knife holder; and,

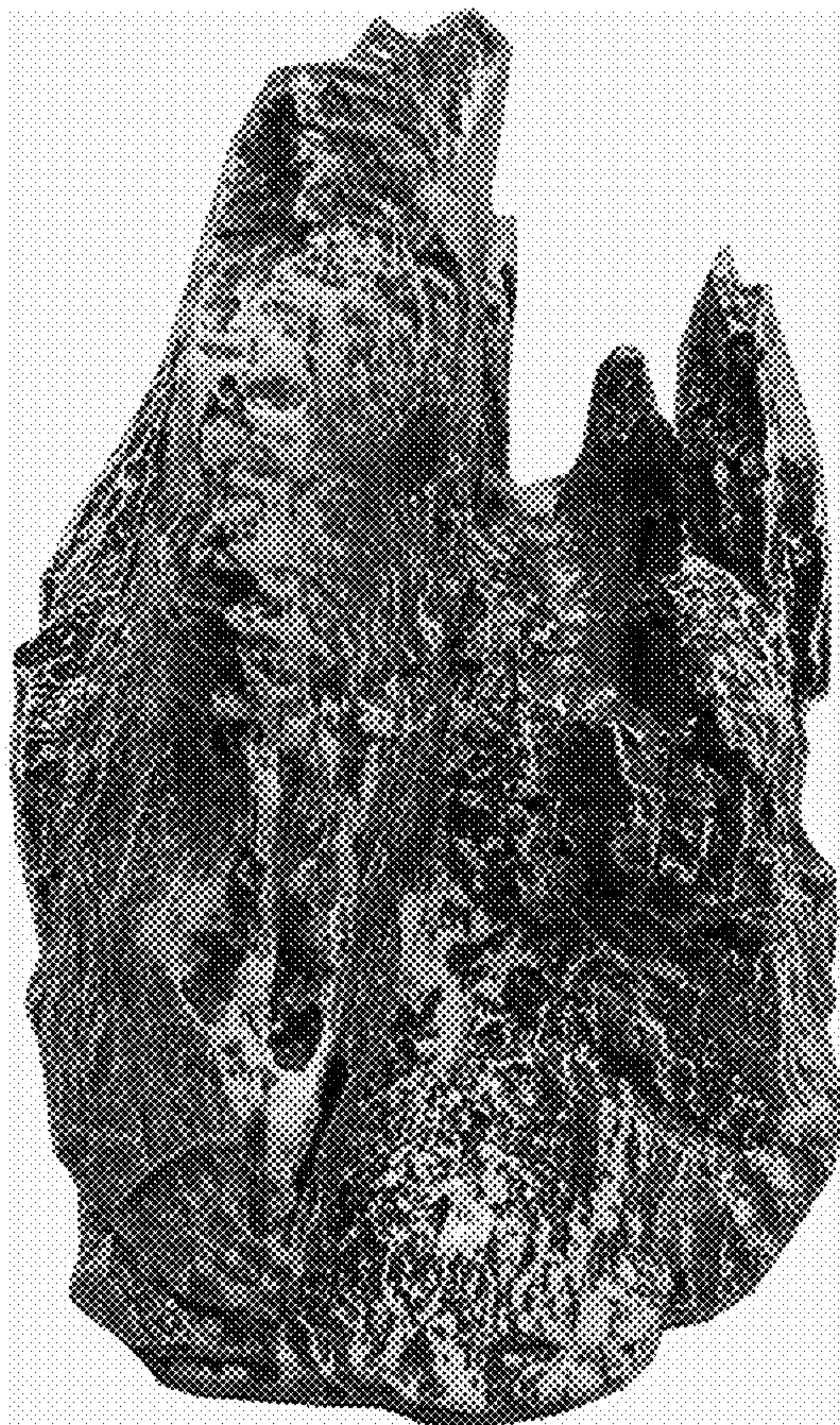
FIG. 7 is a rear elevational view of the knife holder.

(56) **References Cited**

**U.S. PATENT DOCUMENTS**

D382,773 S \* 8/1997 Cohen et al. .... D7/637

**1 Claim, 7 Drawing Sheets**










FIG. 1





**FIG. 2**






**FIG. 3**




**FIG. 4**





**FIG. 5**





**FIG. 6**

