



US00D617611S

(12) **United States Design Patent**  
**DuBow**

(10) **Patent No.:** **US D617,611 S**  
(45) **Date of Patent:** **\*\* Jun. 15, 2010**

(54) **BOTTLE SHAPED CORK CAGE**

(75) Inventor: **Ardeen DuBow**, Newport Beach, CA  
(US)

(73) Assignee: **Epic Products, Inc.**, Santa Ana, CA  
(US)

(\*\*) Term: **14 Years**

(21) Appl. No.: **29/344,900**

(22) Filed: **Oct. 6, 2009**

(51) **LOC (9) Cl.** ..... **07-01**

(52) **U.S. Cl.** ..... **D7/628**

(58) **Field of Classification Search** ..... D7/560,  
D7/564, 563, 571, 628, 604, 606, 625, 601;  
D9/681, 600; D3/270, 271.1; 206/457  
See application file for complete search history.

(56) **References Cited**

**U.S. PATENT DOCUMENTS**

D254,244 S \* 2/1980 Diez Blanco ..... D9/600  
D309,429 S \* 7/1990 Grimm ..... D3/271.1

\* cited by examiner

*Primary Examiner*—Terry A Wallace  
(74) *Attorney, Agent, or Firm*—Marcus C. Dawes; Daniel L. Dawes

(57) **CLAIM**

The ornamental design for a bottle shaped cork cage, as shown and described.

**DESCRIPTION**

FIG. 1 is a perspective view of a bottle shaped cork cage showing my new design.

FIG. 2 is a plan elevational view of the front side of the bottle shaped cork cage of FIG. 1.

FIG. 3 is a side view of the right side of the bottle shaped cork cage of FIG. 1.

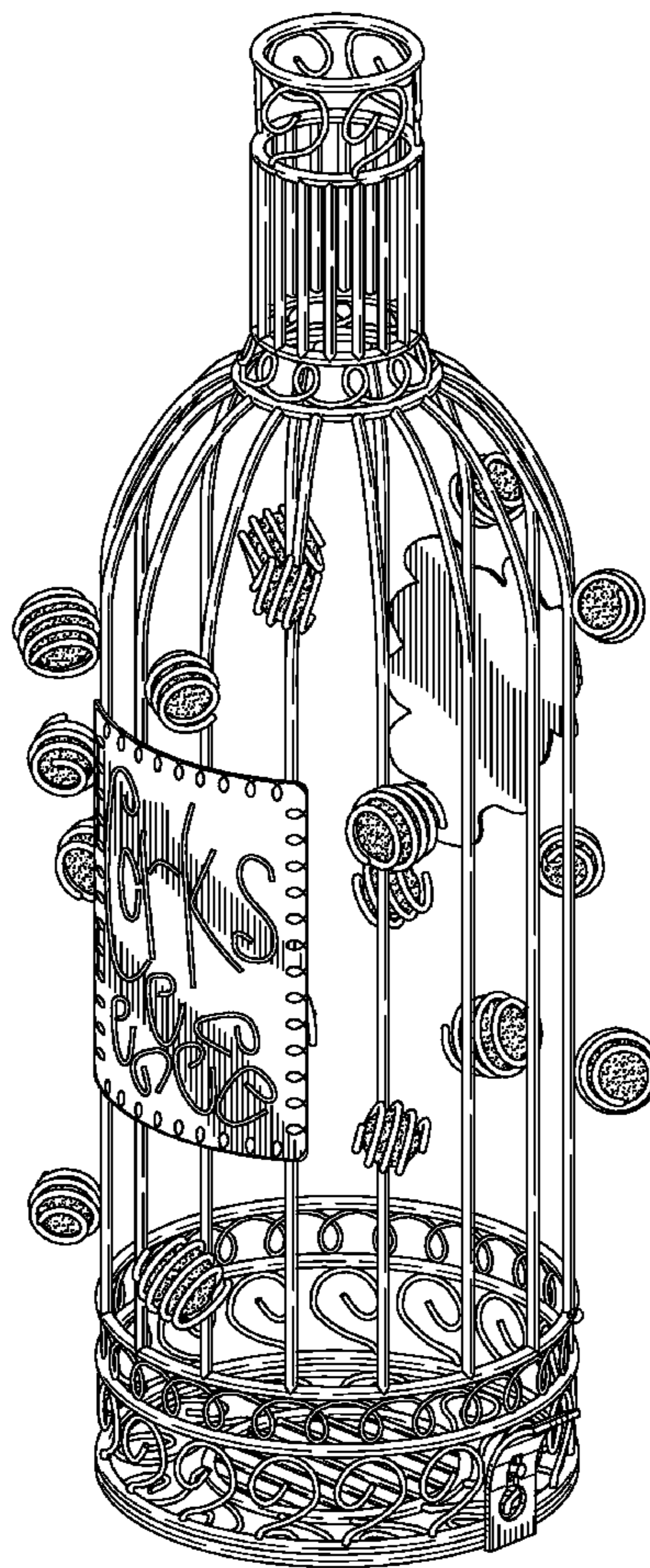
FIG. 4 is a top view of the bottle shaped cork cage of FIG. 1.

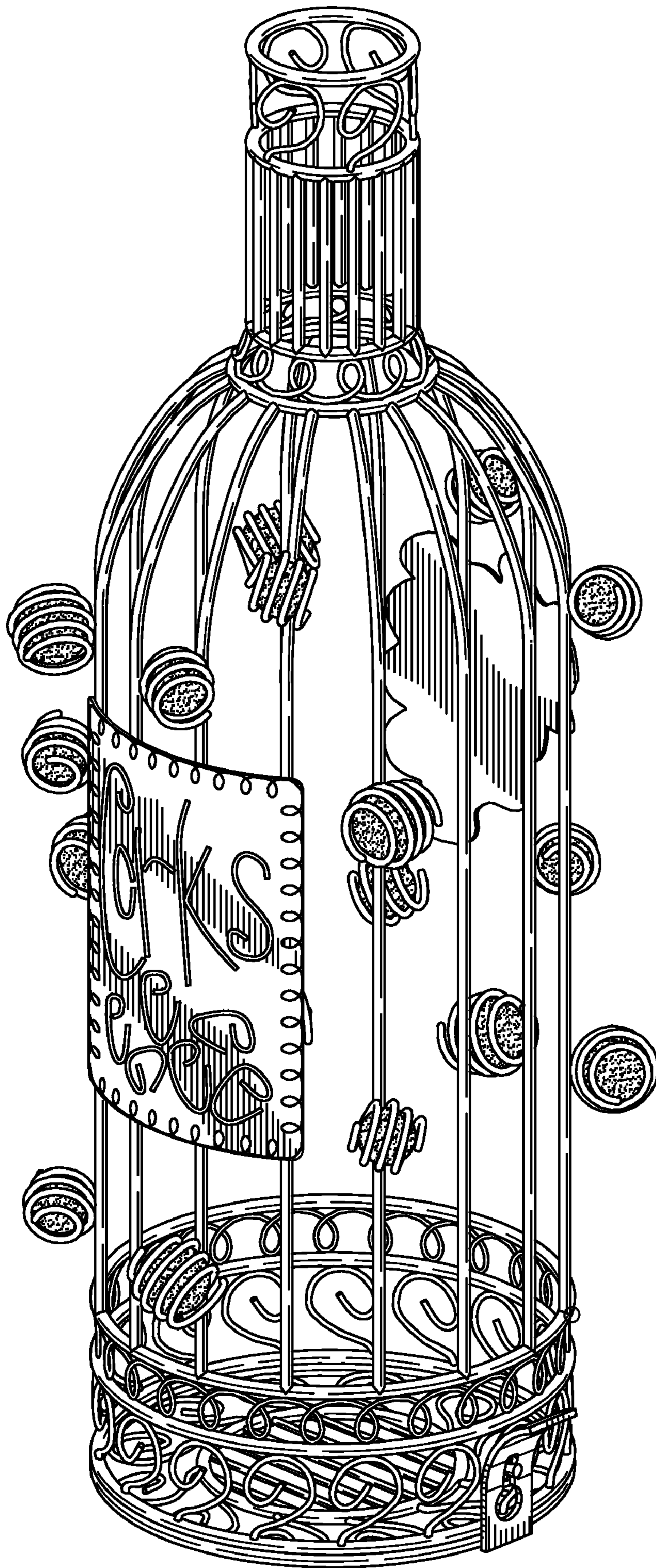
FIG. 5 is a side view of the left side of the bottle shaped cork cage of FIG. 1.

FIG. 6 is a plan elevational view of the back side of the bottle shaped cork cage of FIG. 1; and,

FIG. 7 is a bottom view of the bottle shaped cork cage of FIG. 1.


**1 Claim, 6 Drawing Sheets**



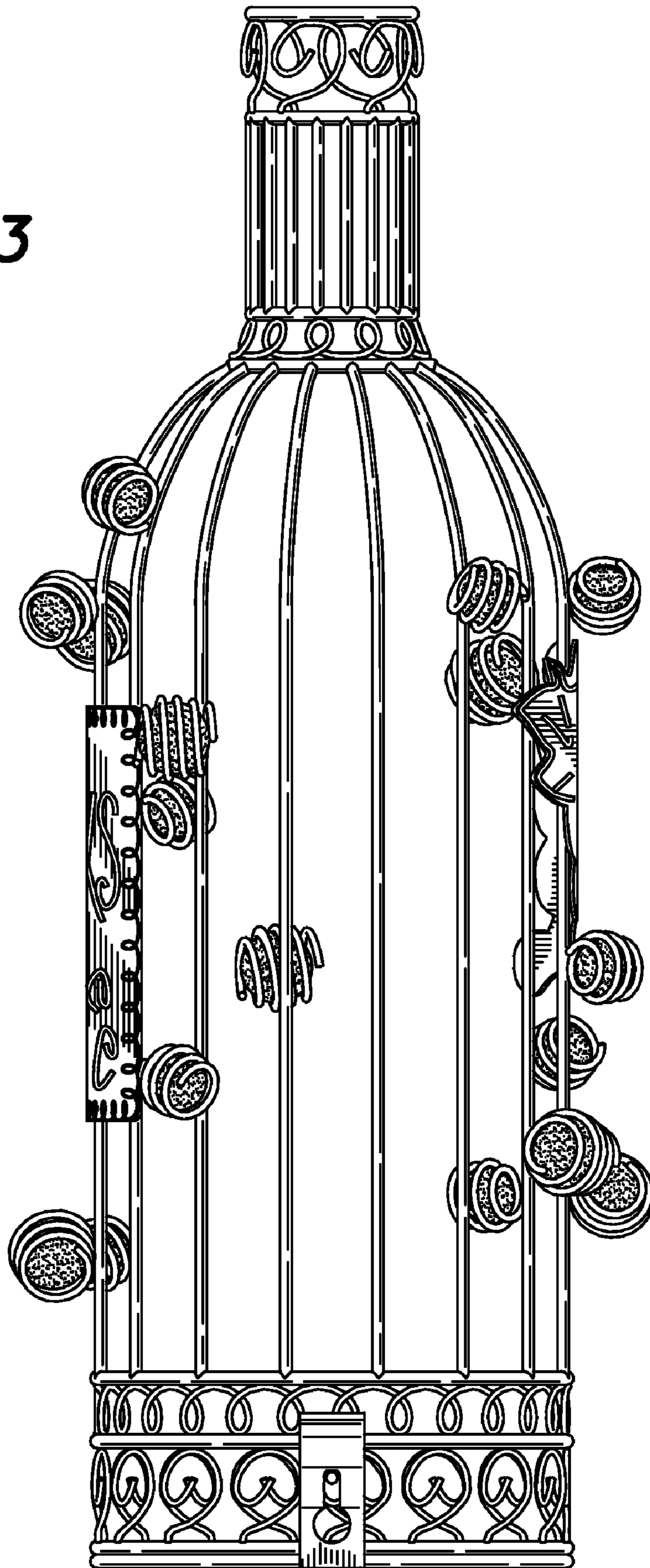



**FIG. 1**

**FIG. 2**




**FIG. 3**



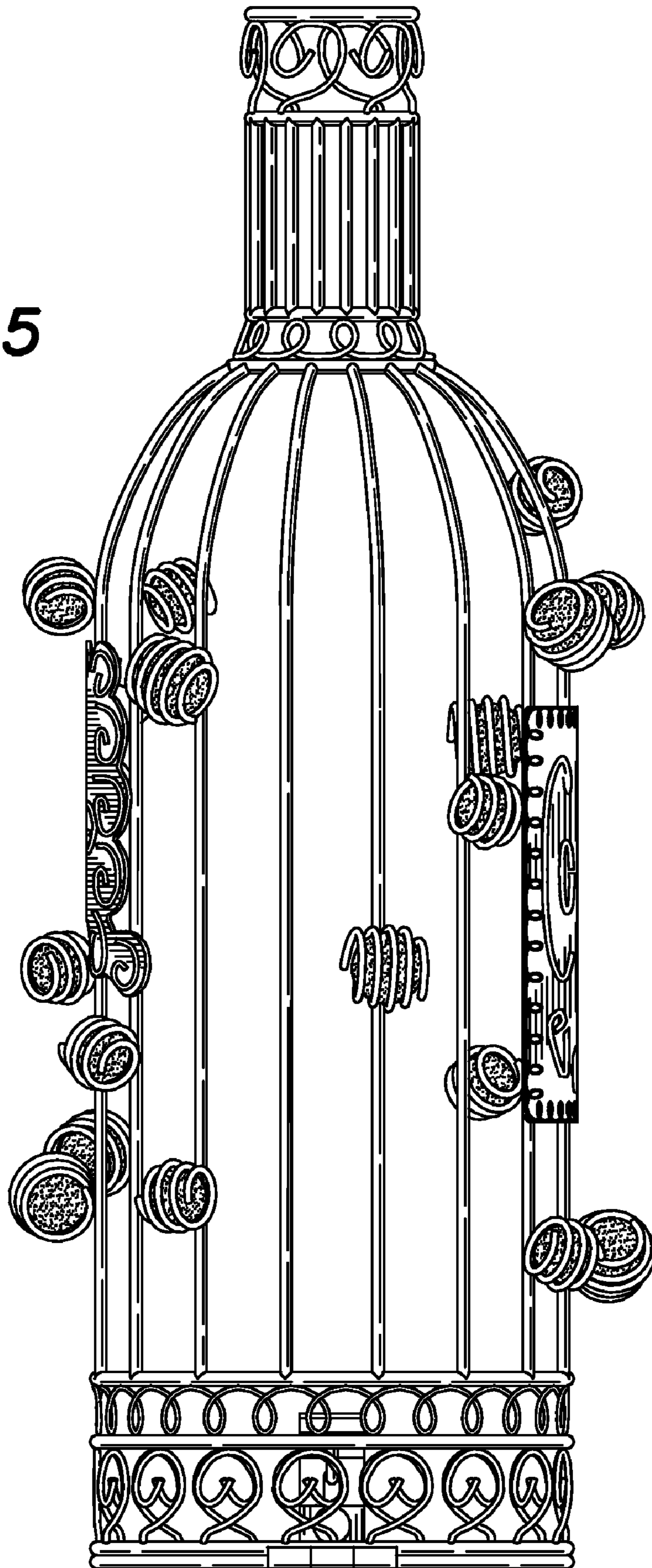


**FIG. 4**



**FIG. 7**

**FIG. 5**



**FIG. 6**

