



US00D617607S

(12) **United States Design Patent**  
**Pantaleo**

(10) **Patent No.:** **US D617,607 S**  
(45) **Date of Patent:** **\*\* Jun. 15, 2010**

(54) **COOKWARE HANDLE**

(75) Inventor: **Sarah Pantaleo**, Sandy Springs, GA  
(US)

(73) Assignee: **Calphalon Corporation**, Atlanta, GA  
(US)

(\*\*) Term: **14 Years**

(21) Appl. No.: **29/353,714**

(22) Filed: **Jan. 18, 2010**

**Related U.S. Application Data**

(62) Division of application No. 29/340,977, filed on Jul. 29, 2009.

(51) **LOC (9) Cl.** ..... **07-02**

(52) **U.S. Cl.** ..... **D7/395**

(58) **Field of Classification Search** ..... D7/354–361,  
D7/393–395, 401.2, 664; D8/80, 83, 107,  
D8/300, 303, 307, 313, 321; D4/138, 129;  
16/421, 430, 431, 110.1, 407; 220/573.1–573.5,  
220/752, 753, 755, 756, 759, 767, 771, 912;  
D24/133, 144

See application file for complete search history.

(56) **References Cited**

**U.S. PATENT DOCUMENTS**

- D331,171 S \* 11/1992 Berthet ..... D7/395
- D447,383 S \* 9/2001 Rae ..... D7/395
- D482,567 S 11/2003 Demers
- D497,771 S 11/2004 Thomkins
- D510,233 S \* 10/2005 Giannone ..... D7/395
- D517,889 S \* 3/2006 Hsieh ..... D8/83
- D532,277 S \* 11/2006 Shih ..... D8/107
- D532,278 S \* 11/2006 Shih ..... D8/107
- D534,410 S \* 1/2007 Chen ..... D8/80
- D555,425 S 11/2007 Rae
- D560,426 S 1/2008 Prakasa
- D560,429 S 1/2008 Prakasa et al.

- D562,008 S \* 2/2008 Liu ..... D4/138
- D567,579 S 4/2008 Rae
- D578,345 S 10/2008 Rae
- D579,265 S \* 10/2008 Munari ..... D7/393
- D582,207 S \* 12/2008 Plichon ..... D7/395
- D585,987 S \* 2/2009 Aparici et al. .... D24/133
- D592,452 S \* 5/2009 Tetreault ..... D7/395
- D599,165 S 9/2009 Rae
- D599,642 S \* 9/2009 Su ..... D8/107
- D600,808 S \* 9/2009 Morgan et al. .... D24/144
- 2002/0078531 A1 \* 6/2002 Chen ..... 16/421
- 2005/0138777 A1 \* 6/2005 Cornfield ..... 16/430

\* cited by examiner

*Primary Examiner*—Cynthia M Chin

(74) *Attorney, Agent, or Firm*—Gardner Groff Greenwald & Villanueva, PC

(57) **CLAIM**

The ornamental design for a cookware handle, as shown and described.

**DESCRIPTION**

FIG. 1 is a top perspective view of a cookware handle according to the present invention.

FIG. 2 is a bottom perspective view of the cookware handle of FIG. 1.

FIG. 3 is a left side view of the cookware handle of FIG. 1, the right side view being a mirror image thereof.

FIG. 4 is a top view of the cookware handle of FIG. 1.

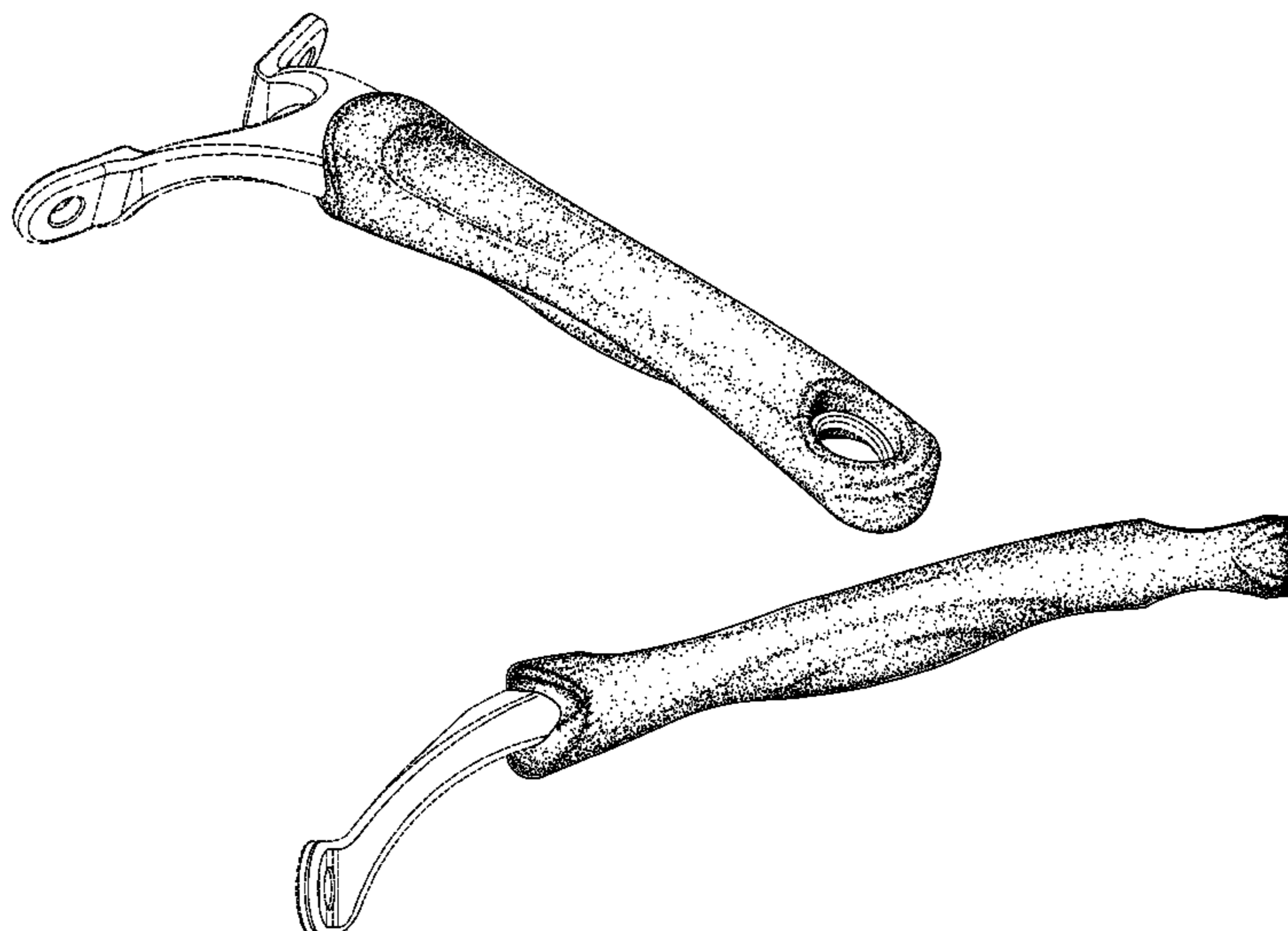
FIG. 5 is a front end (gripping end) view of the cookware handle of FIG. 1.

FIG. 6 is a rear end (mounting end) view of cookware handle of FIG. 1; and,

FIG. 7 is a bottom view of the cookware handle of FIG. 1.

The broken lines represent portions of the design that form no part of the claim.

**1 Claim, 7 Drawing Sheets**



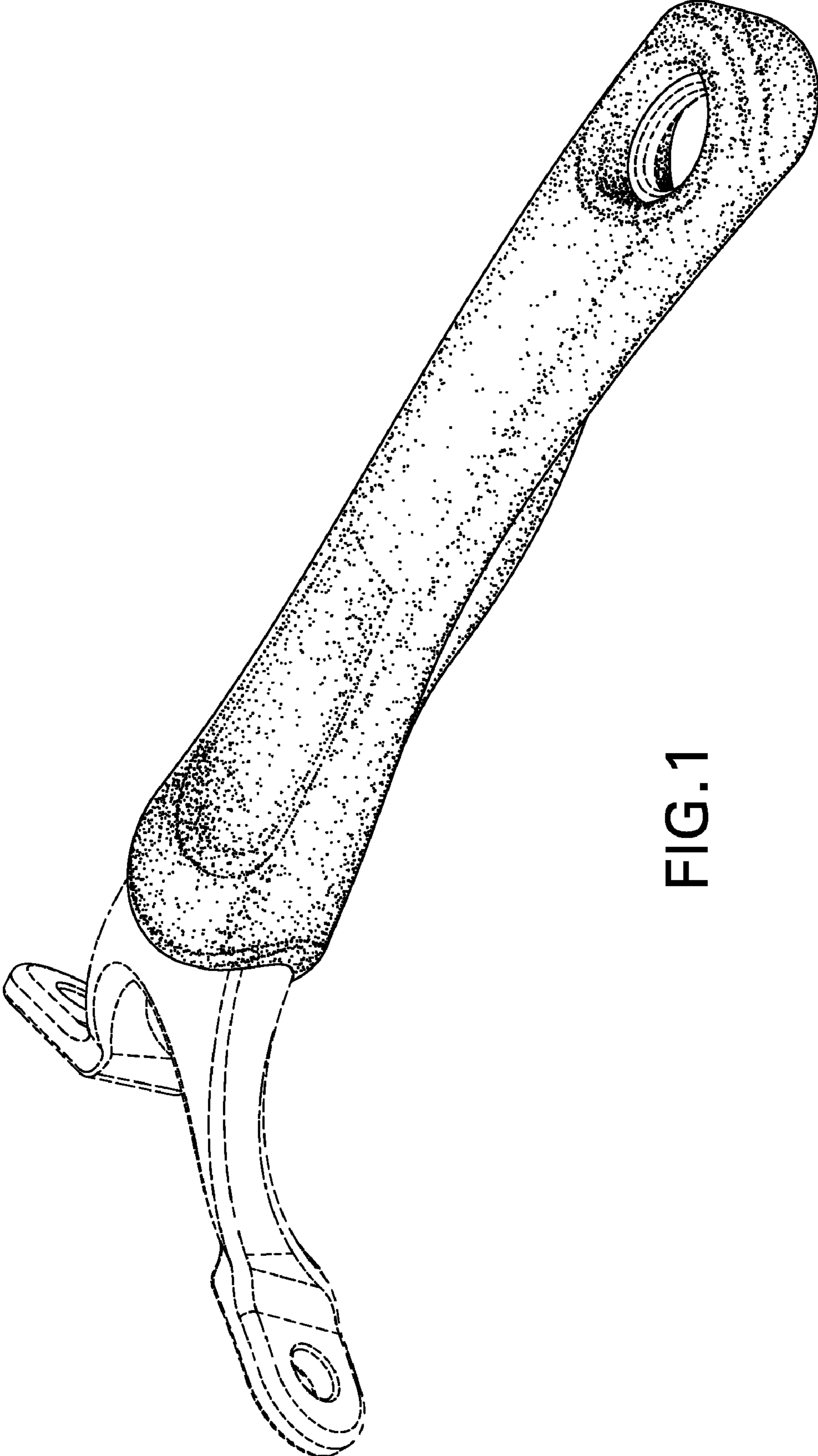


FIG. 1

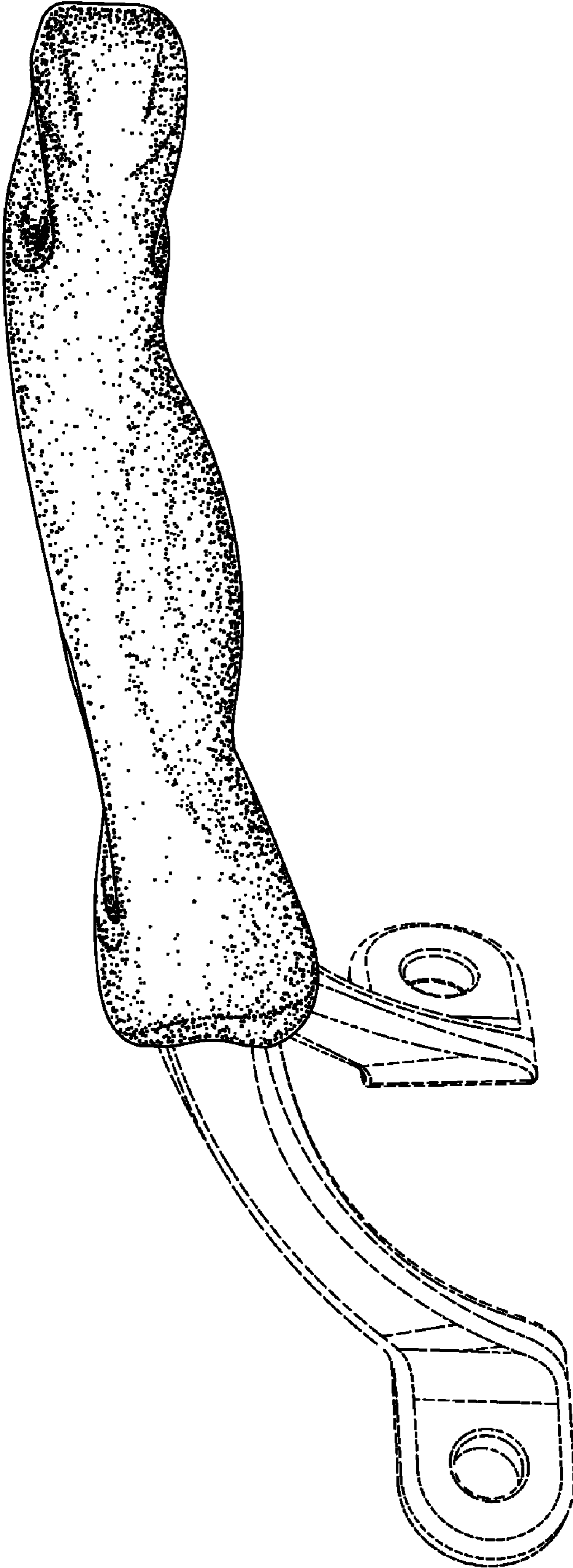


FIG. 2

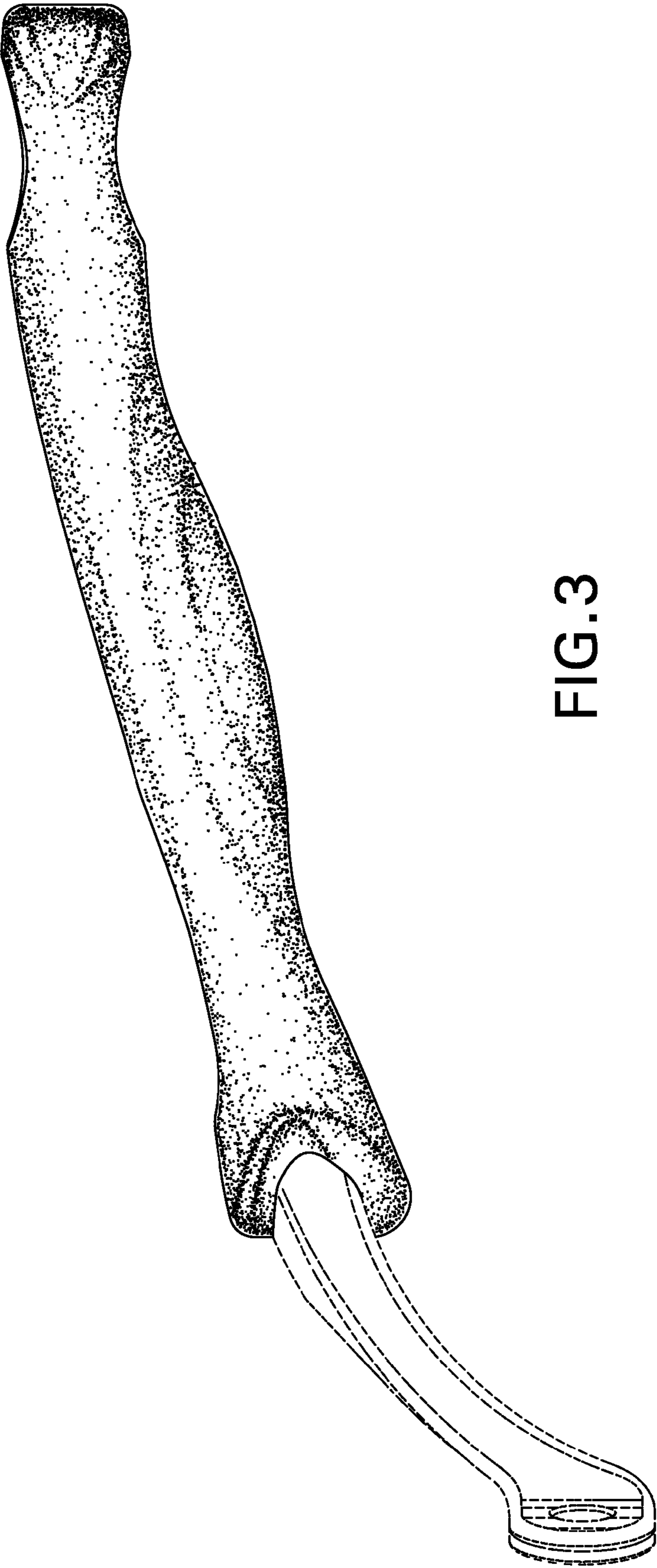


FIG. 3

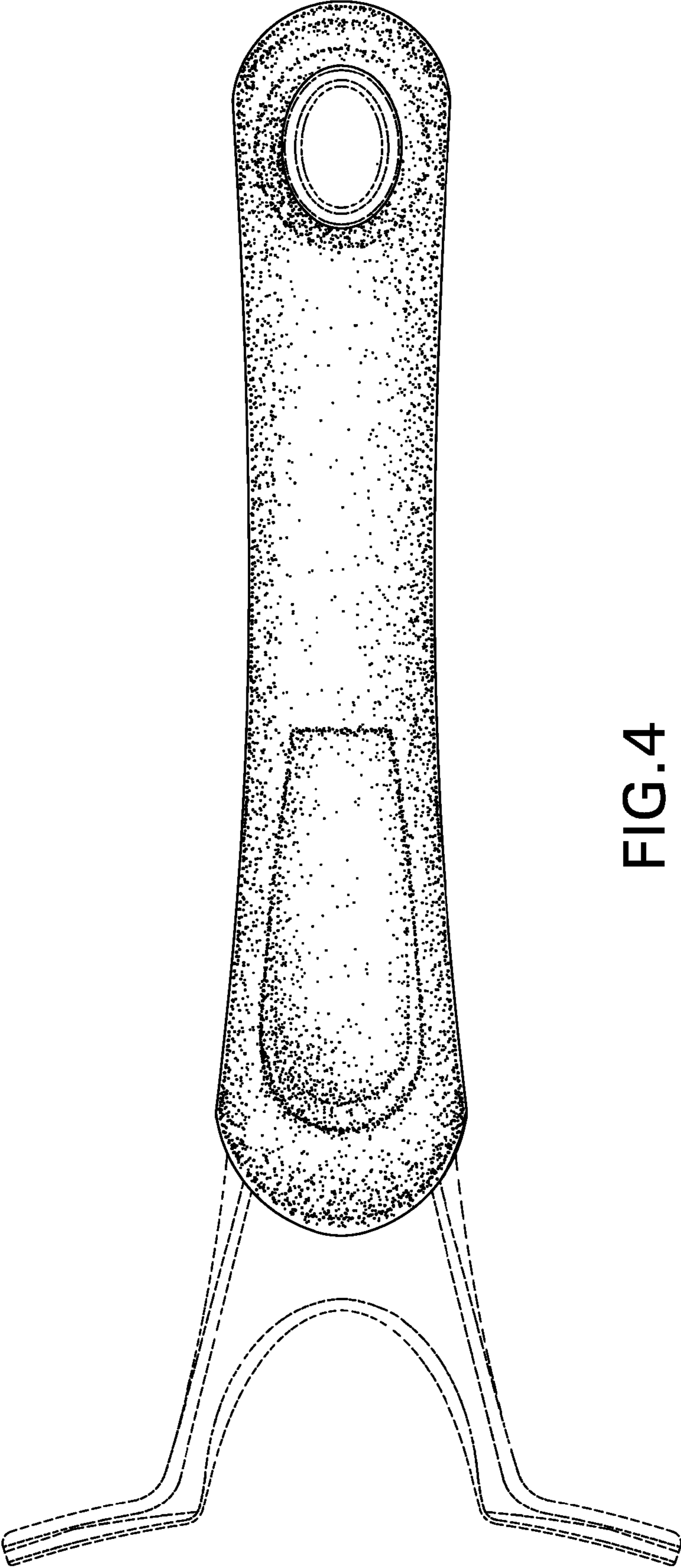


FIG.4

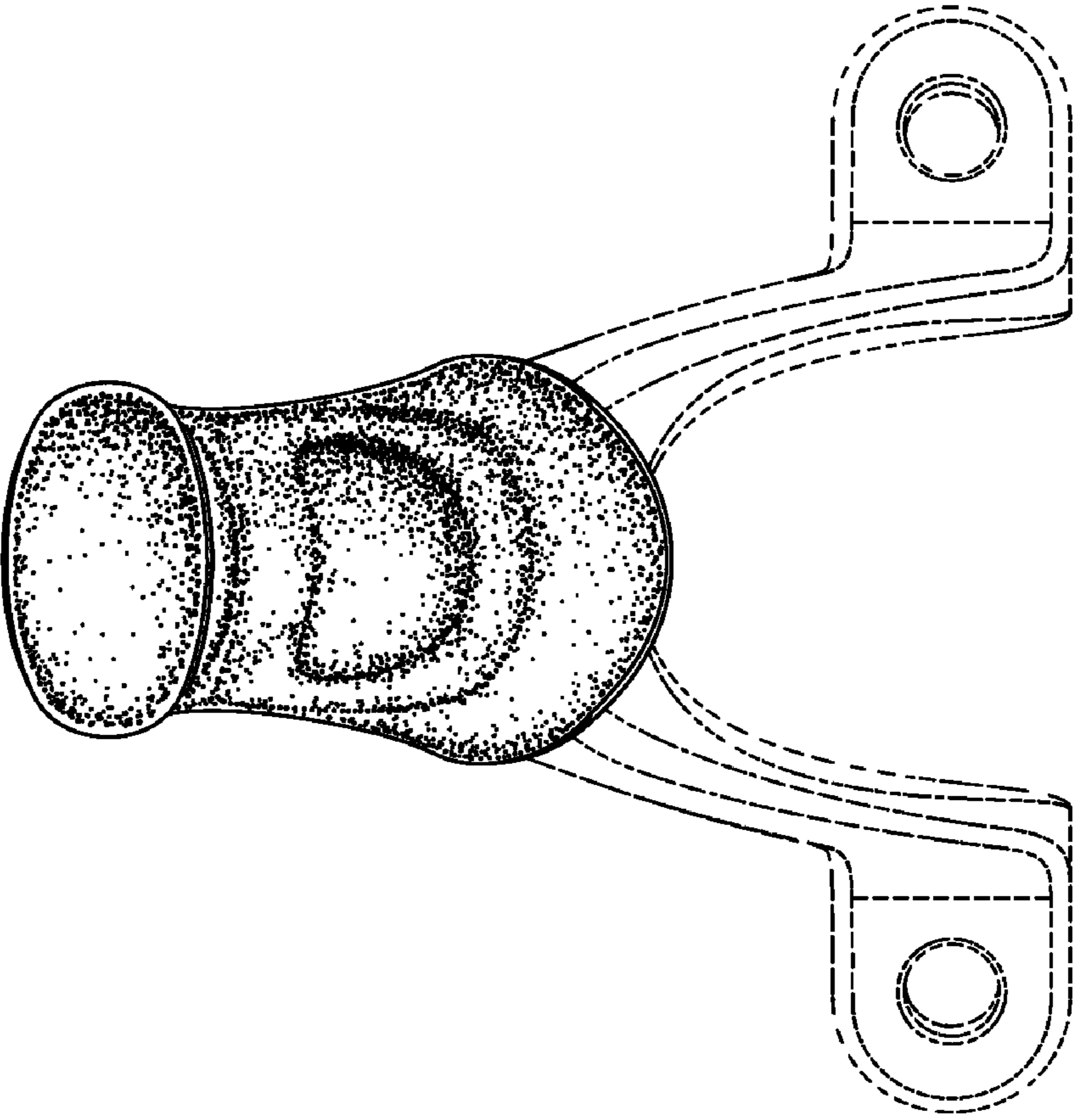


FIG. 5

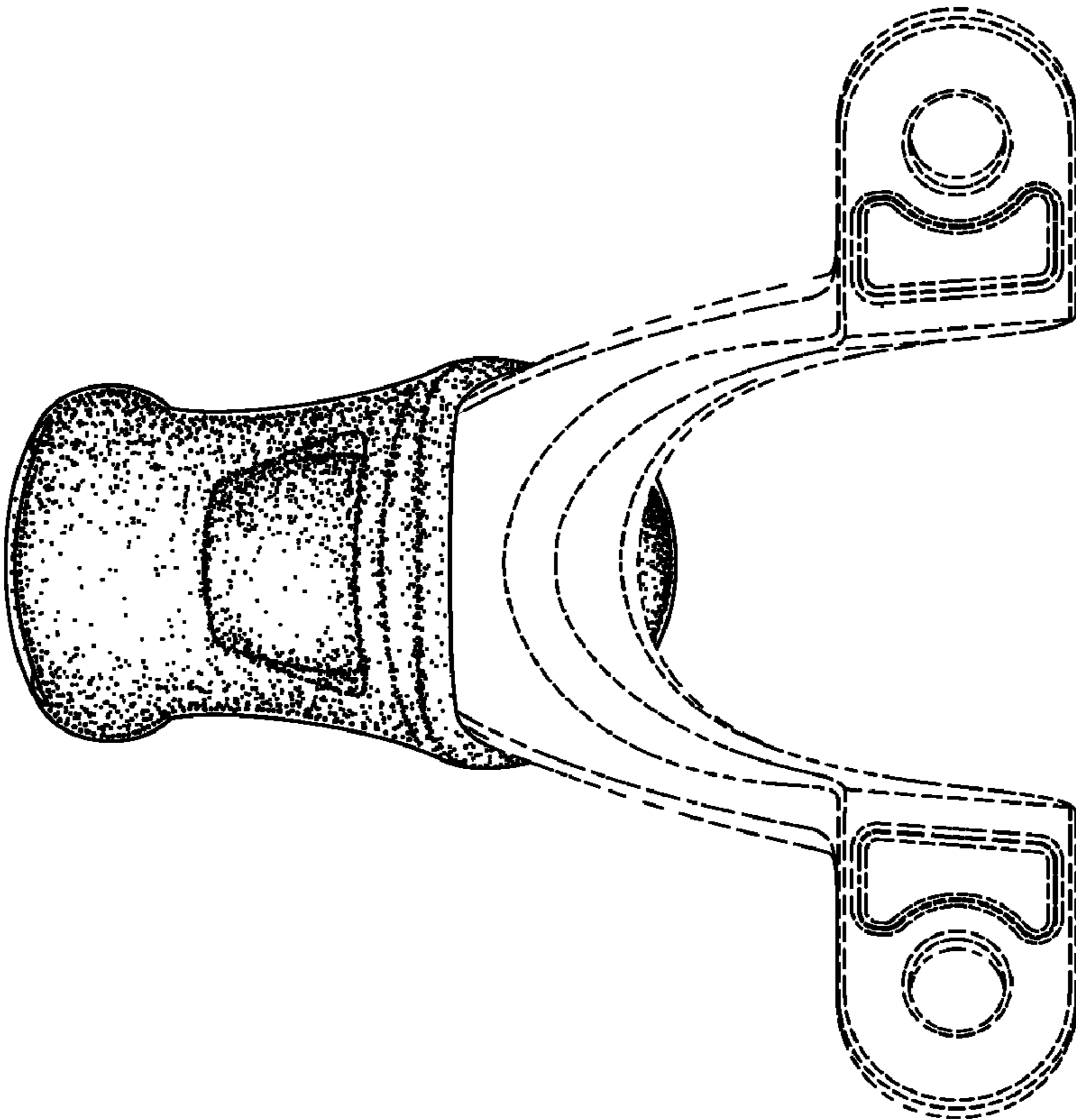


FIG. 6

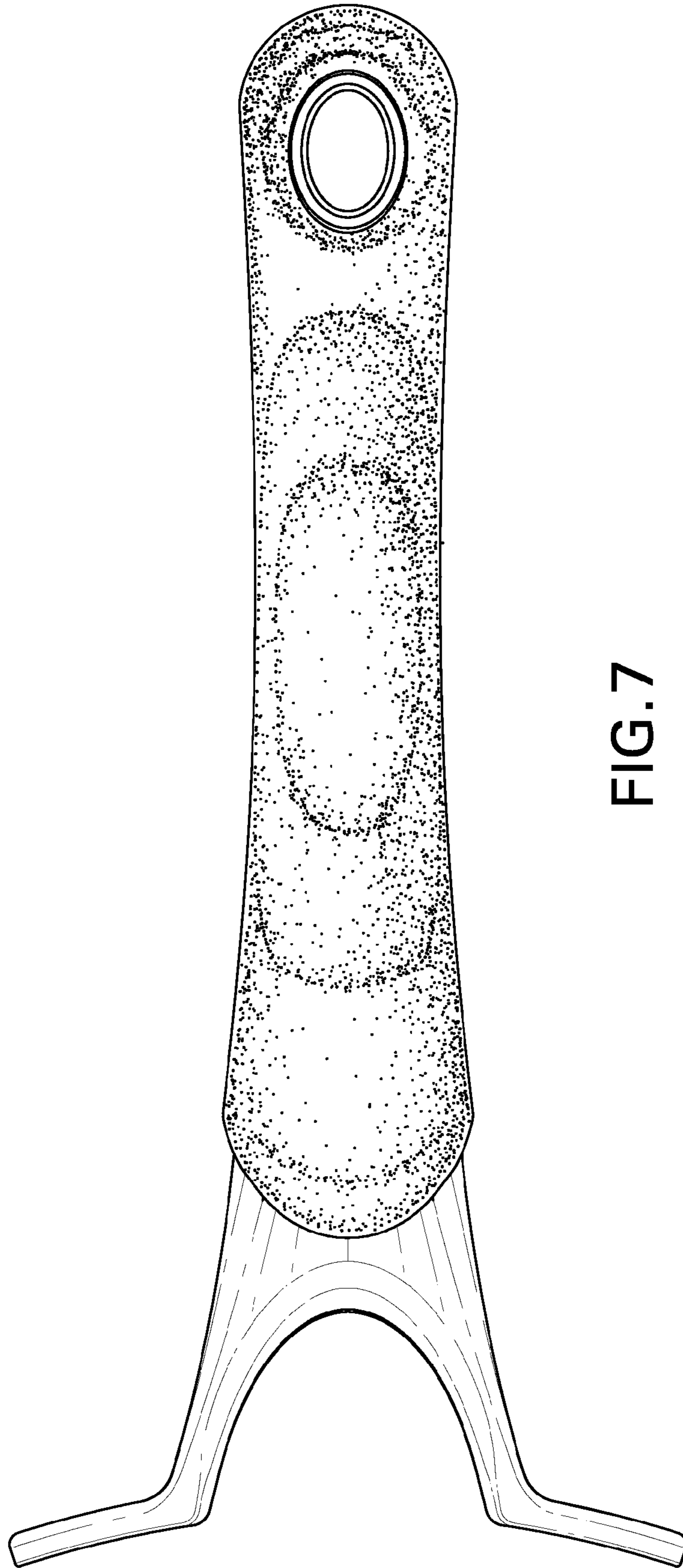


FIG. 7



UNITED STATES PATENT AND TRADEMARK OFFICE  
**CERTIFICATE OF CORRECTION**

PATENT NO. : D617,607 S  
APPLICATION NO. : 29/353714  
DATED : June 15, 2010  
INVENTOR(S) : Sarah Pantaleo

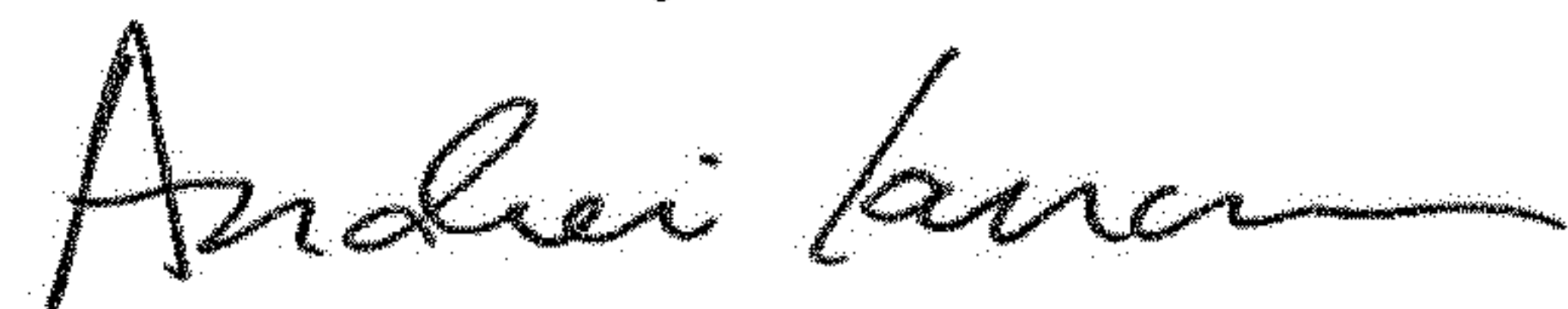
Page 1 of 2

It is certified that error appears in the above-identified patent and that said Letters Patent is hereby corrected as shown below:

In the Drawings

Delete fig. 7 and substitute therefor the drawing sheet, consisting of fig. 7 as shown on the attached page.

Signed and Sealed this  
Thirtieth Day of October, 2018



Andrei Iancu  
*Director of the United States Patent and Trademark Office*

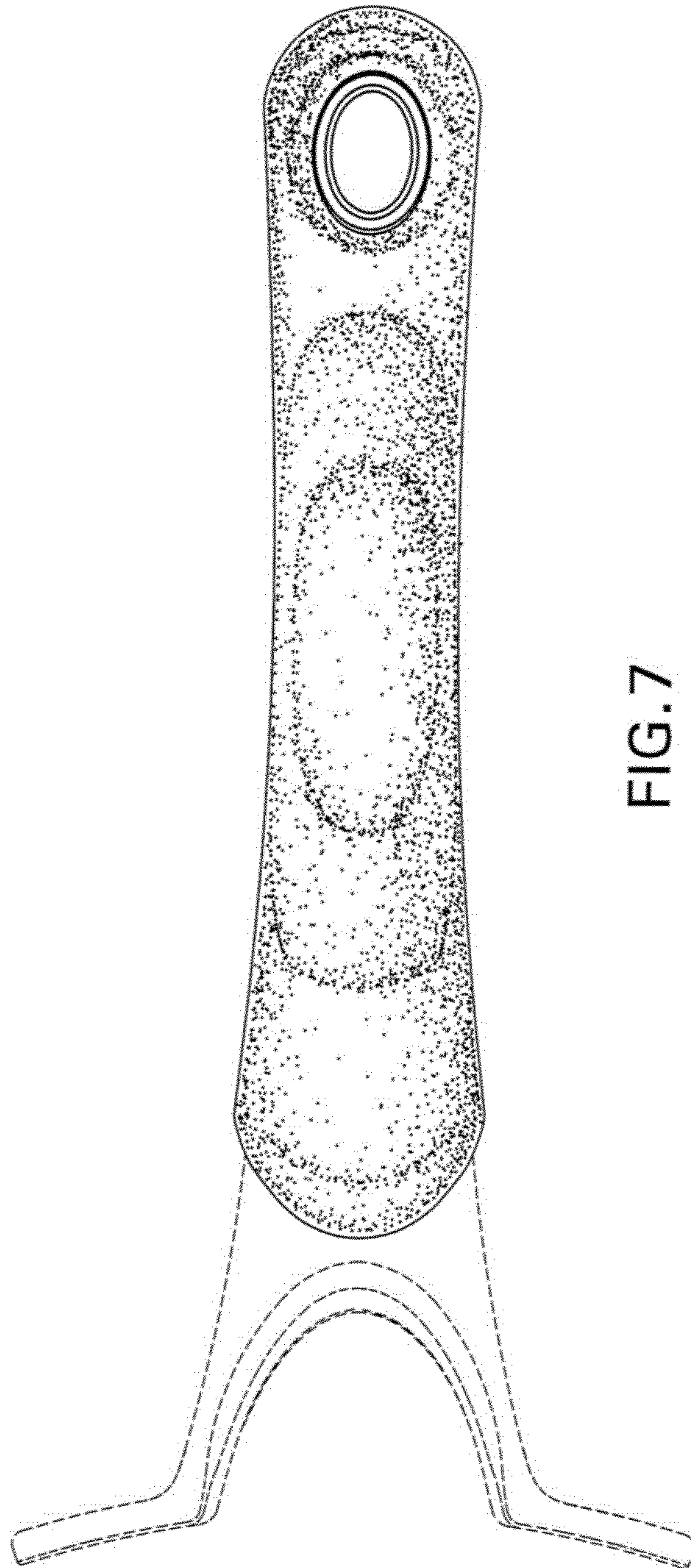


FIG. 7