



US00D617590S

(12) **United States Design Patent**
Schmitt

(10) **Patent No.:** **US D617,590 S**
(45) **Date of Patent:** **** Jun. 15, 2010**

(54) **BED FOOTBOARD**

(75) Inventor: **Jack Schmitt**, San Juan Capistrano, CA
(US)

(73) Assignee: **Amini Innovation Corporation**, Pico
Rivera, CA (US)

(**) Term: **14 Years**

(21) Appl. No.: **29/308,742**

(22) Filed: **Jul. 3, 2008**

(51) **LOC (9) Cl.** **06-06**

(52) **U.S. Cl.** **D6/505**

(58) **Field of Classification Search** D6/382-384,
D6/388, 393-395, 505-508; 5/907, 53.1,
5/279.1, 280, 281

See application file for complete search history.

(56) **References Cited**

U.S. PATENT DOCUMENTS

182,544 A	9/1876	Amaud	
1,087,573 A	2/1914	Dautrich	
D90,256 S	7/1933	McClure	
4,080,674 A	3/1978	Fredman et al.	
D389,663 S	1/1998	Paus	
D402,833 S	12/1998	Hazen et al.	
D404,217 S	1/1999	Zaidman et al.	
D441,980 S	5/2001	McDaniel et al.	
D443,432 S	6/2001	Vaaler	
D443,445 S	6/2001	O'Hare et al.	
D443,446 S *	6/2001	O'Hare et al. D6/505
D445,284 S	7/2001	Chen	
D445,592 S	7/2001	O'Hare et al.	
D449,939 S	11/2001	Vaaler	
D457,346 S	5/2002	O'Hare	
D459,120 S	6/2002	Stanton	
D460,288 S	7/2002	Vaaler	
D463,157 S	9/2002	Lenger	
D468,552 S	1/2003	O'Hare	
D470,329 S	2/2003	Vaaler	
D470,331 S	2/2003	Stanton	
D470,681 S	2/2003	O'Hare	
D471,732 S	3/2003	Warren et al.	

D473,064 S	4/2003	O'Hare
D474,917 S	5/2003	Risdon
D475,218 S	6/2003	Schmitt
D475,224 S	6/2003	Paus
D475,862 S	6/2003	McDaniel et al.
D487,199 S	3/2004	Schmitt
D487,363 S	3/2004	Schmitt
D493,976 S	8/2004	Bergelin
D508,626 S	8/2005	Schmitt
D518,321 S	4/2006	Schmitt

(Continued)

OTHER PUBLICATIONS

America's Oak Furniture, Schiffer, 1988, bed, p. 90.

(Continued)

Primary Examiner—Janice E Seeger

(74) *Attorney, Agent, or Firm*—Cislo & Thomas, LLP

(57) **CLAIM**

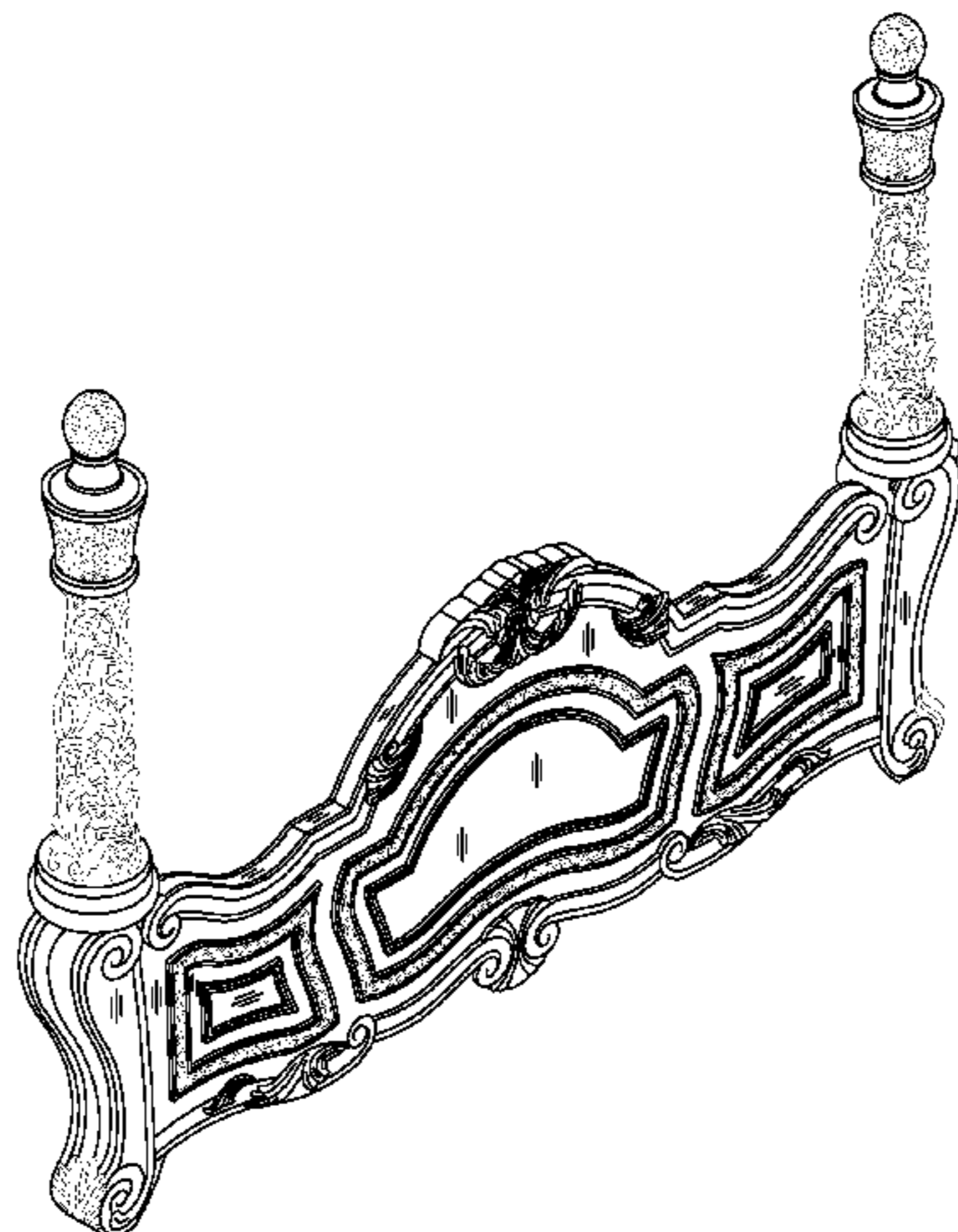
I claim the ornamental design for a bed footboard, as shown and described.

DESCRIPTION

FIG. 1 is a perspective view of my bed footboard;
 FIG. 2 is a front view thereof;
 FIG. 3 is a right side view thereof;
 FIG. 4 is a left side view thereof;
 FIG. 5 is a top view thereof;
 FIG. 6 is a front view of the lateral banded portion thereof;
 FIG. 7 is a close-up front view of the ornament at the top center thereof; and,
 FIG. 8 is a front view of a post on my bed footboard.

The broken lines are for environmental purposes only and form no part of the claimed design.

1 Claim, 8 Drawing Sheets



US D617,590 S

Page 2

U.S. PATENT DOCUMENTS

D528,834 S	9/2006	Schmitt	
D531,841 S	11/2006	Schmitt	
D531,842 S	11/2006	Schmitt	
D535,136 S	1/2007	Schmitt	
D535,507 S	1/2007	Schmitt	
D535,508 S	1/2007	Schmitt	
D561,505 S *	2/2008	Schmitt D6/505
D593,781 S *	6/2009	Schmitt D6/505
D601,832 S *	10/2009	Schmitt D6/505

OTHER PUBLICATIONS

Furniture Today, Source Mktg. bed, p. 192, Oct. 14, 2002.
Amini Innovation Corp., Monte Carlo Collection, #53000 Series, 2001, 1 page.
Amini Innovation Corp., La Francaise Collection, #50000 Series, Sep. 11, 2002, 3 pages.
Amini Innovation Corp., Royal Oak Collection, #31000 Series, Sep. 11, 2002, 1 page.
Ethan Allen Circular, Legacy Collection Iron Hoop Bed, p. 5, 1996.
Amini Innovaton Corp., Trevi Collection, Sep. 20, 2004, 2 pages.
* cited by examiner

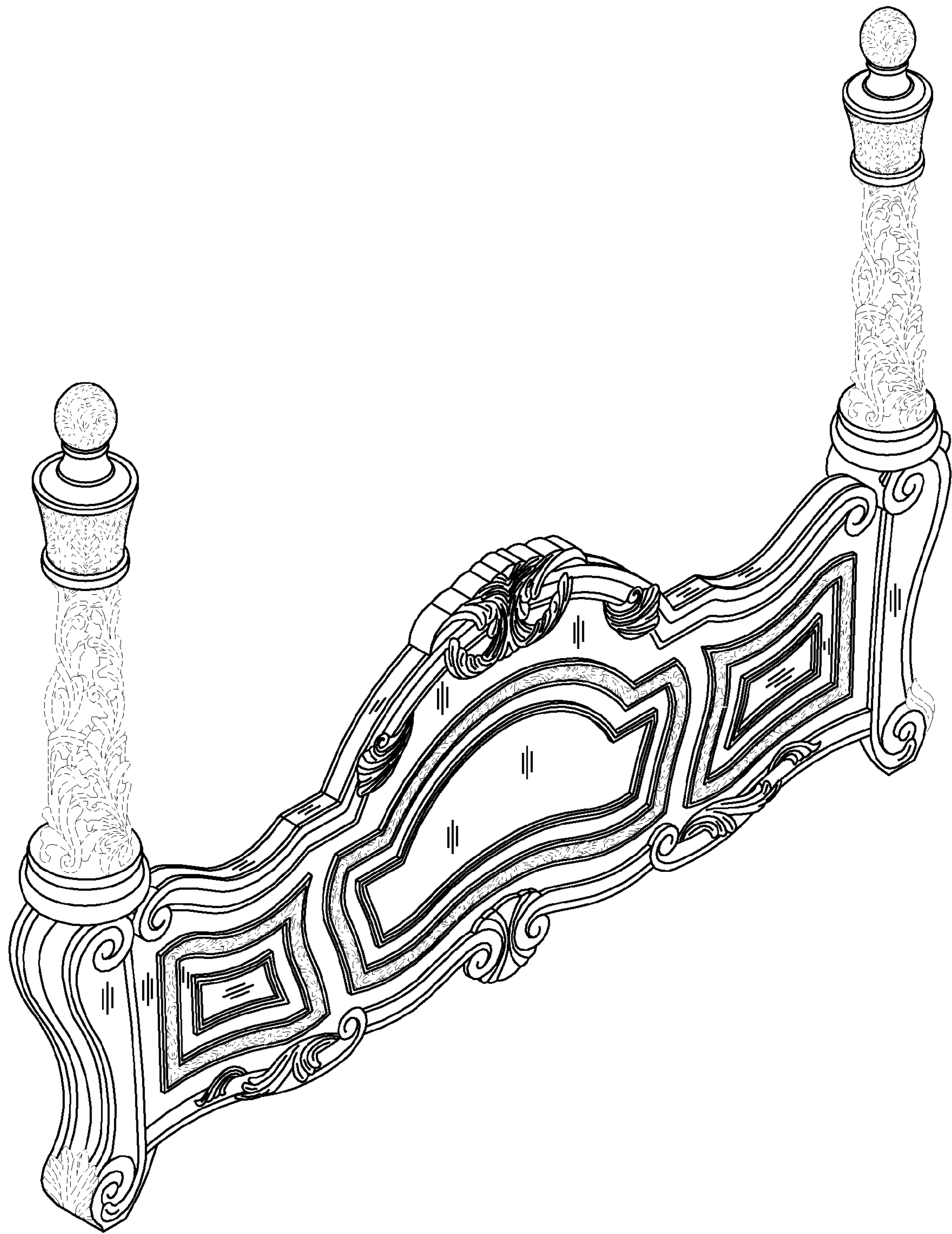


FIG. 1




FIG. 2




FIG. 3




FIG. 4

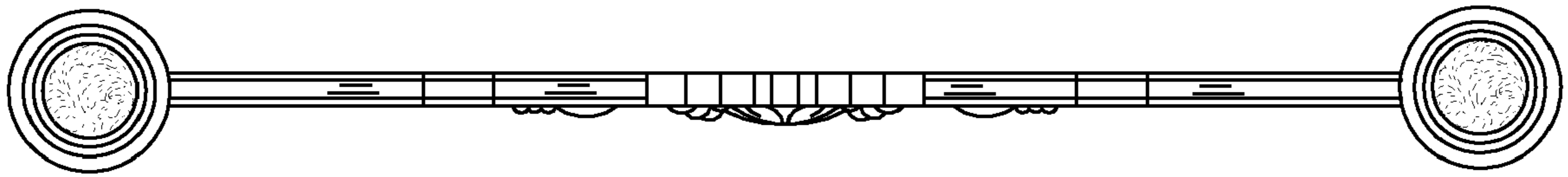


FIG. 5

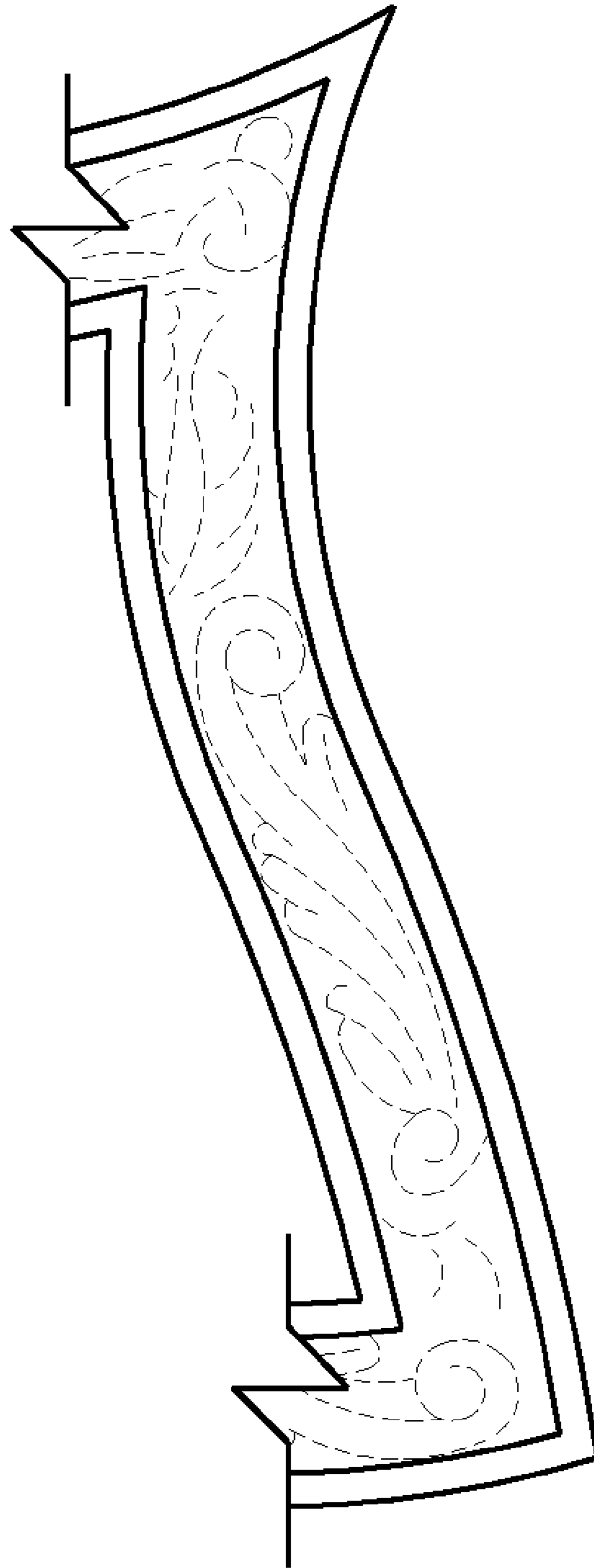


FIG. 6

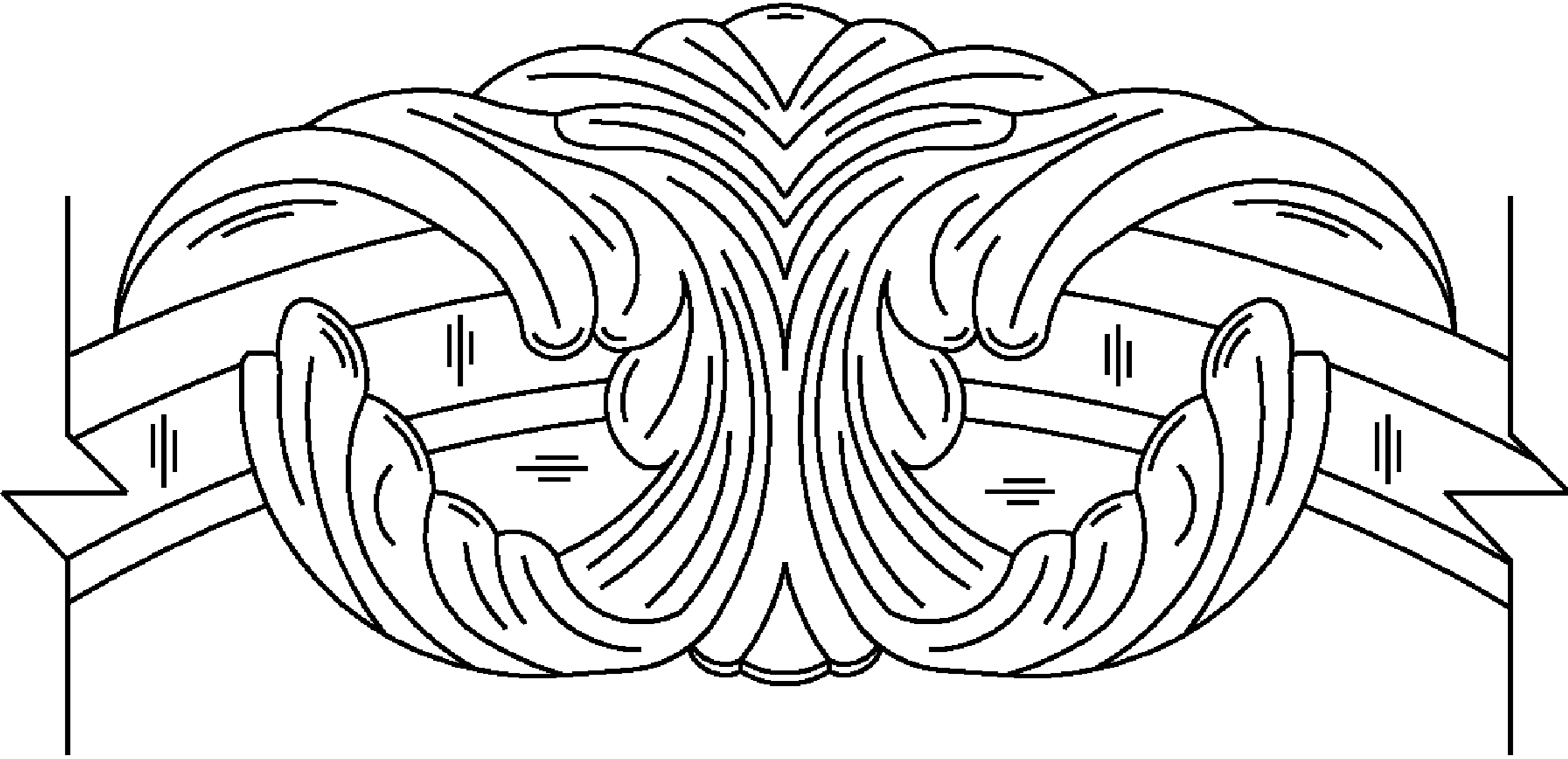


FIG. 7




FIG. 8