



US00D617580S

(12) **United States Design Patent**
Weigand et al.

(10) **Patent No.:** **US D617,580 S**

(45) **Date of Patent:** **** Jun. 15, 2010**

(54) **CARD DISPLAY**

(75) Inventors: **Christopher P. Weigand**, Sagamore Hills, OH (US); **Julie Post-Smith**, Broadview Hts., OH (US); **Steve Laserson**, University Heights, OH (US); **Anne Marie Thomas**, Westlake, OH (US); **Sharon Schneider**, Richfield, OH (US); **Carly Price**, Evanston, IL (US); **Valería Cardoso**, Evanston, IL (US); **Christian Schmidt**, Brooklyn, NY (US); **Mark Jones**, Evanston, IL (US); **Paul Mougey**, Chicago, IL (US); **Travis Lee**, Chicago, IL (US); **John Grimley**, Kenosha, WI (US); **Jay Highland**, Columbus, OH (US); **Katie Doran**, Arlington, VA (US); **Lori Mukoyama**, Chicago, IL (US)

(73) Assignee: **American Greetings Corporation**, Cleveland, OH (US)

(**) Term: **14 Years**

(21) Appl. No.: **29/346,168**

(22) Filed: **Oct. 28, 2009**

(51) **LOC (9) Cl.** **06-04**

(52) **U.S. Cl.** **D6/464**

(58) **Field of Classification Search** D6/464, D6/455, 457, 332, 449, 462, 465, 477, 479, D6/396, 474, 409-415, 431, 463; 211/194, 211/169, 188, 134, 153, 55; 248/346.03, 248/153; 108/16, 19, 92; 40/603, 606.1; 312/50, 117, 128

See application file for complete search history.

(56) **References Cited**

U.S. PATENT DOCUMENTS

D267,692 S *	1/1983	Kates	D6/431
D395,563 S *	6/1998	Hamilton, III	D6/474
D468,936 S *	1/2003	Miranda	D6/463
D584,538 S *	1/2009	Weigand et al.	D6/464
D597,765 S *	8/2009	Weigand et al.	D6/462
2008/0078728 A1 *	4/2008	Hodge	211/55

* cited by examiner

Primary Examiner—Philip S Hyder

Assistant Examiner—Sydney R Buffalow

(74) *Attorney, Agent, or Firm*—James C. Scott; Roetzel & Andress

(57) **CLAIM**

The ornamental design for a card display, as shown and described.

DESCRIPTION

FIG. 1 is a perspective view of the card display showing our new design;

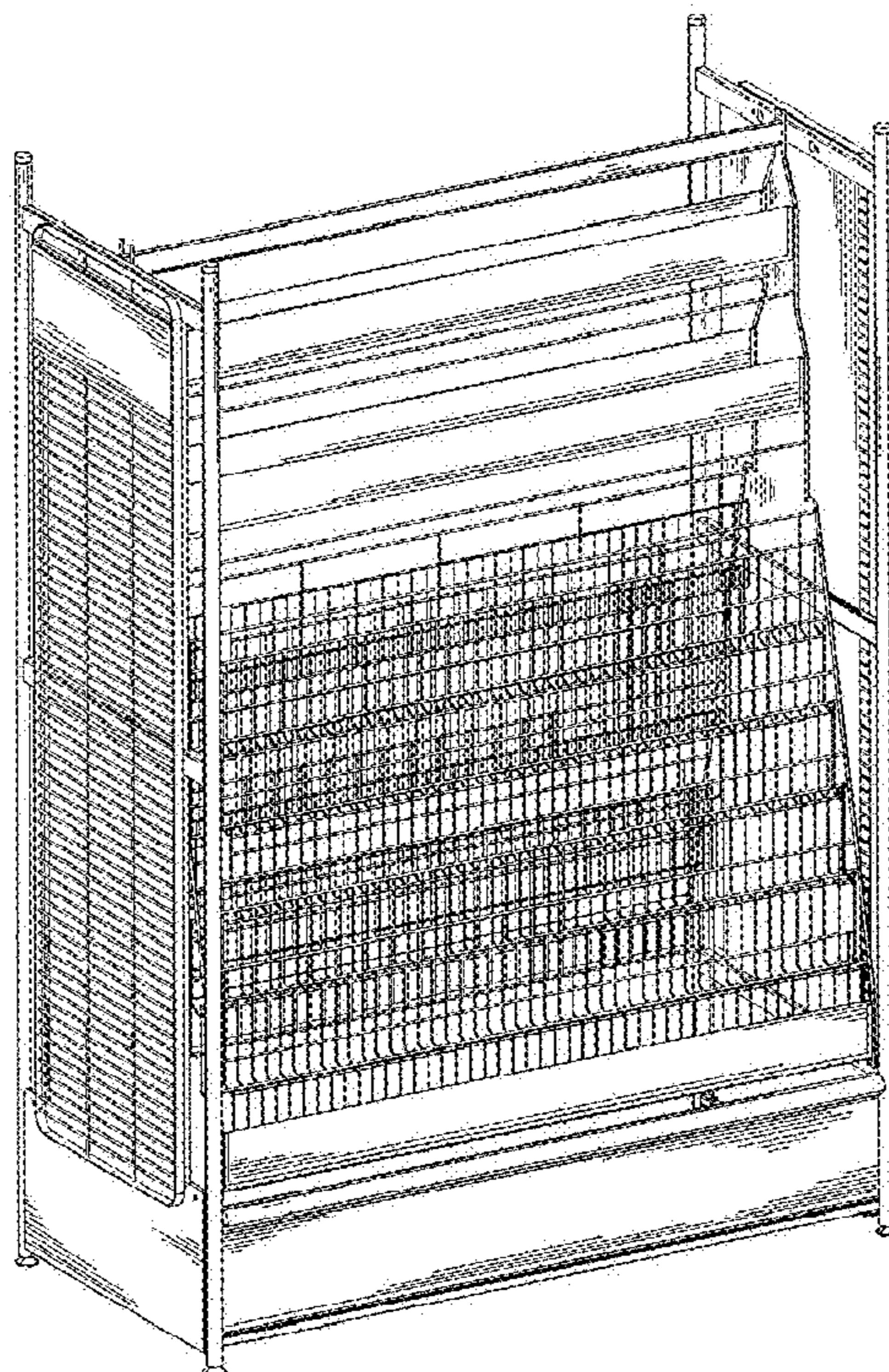
FIG. 2 is a front elevation view thereof;

FIG. 3 is a right side elevation view, the left side elevation view being a mirror image thereof;

FIG. 4 is a top plan view thereof; and,

FIG. 5 is a bottom plan view thereof.

1 Claim, 4 Drawing Sheets



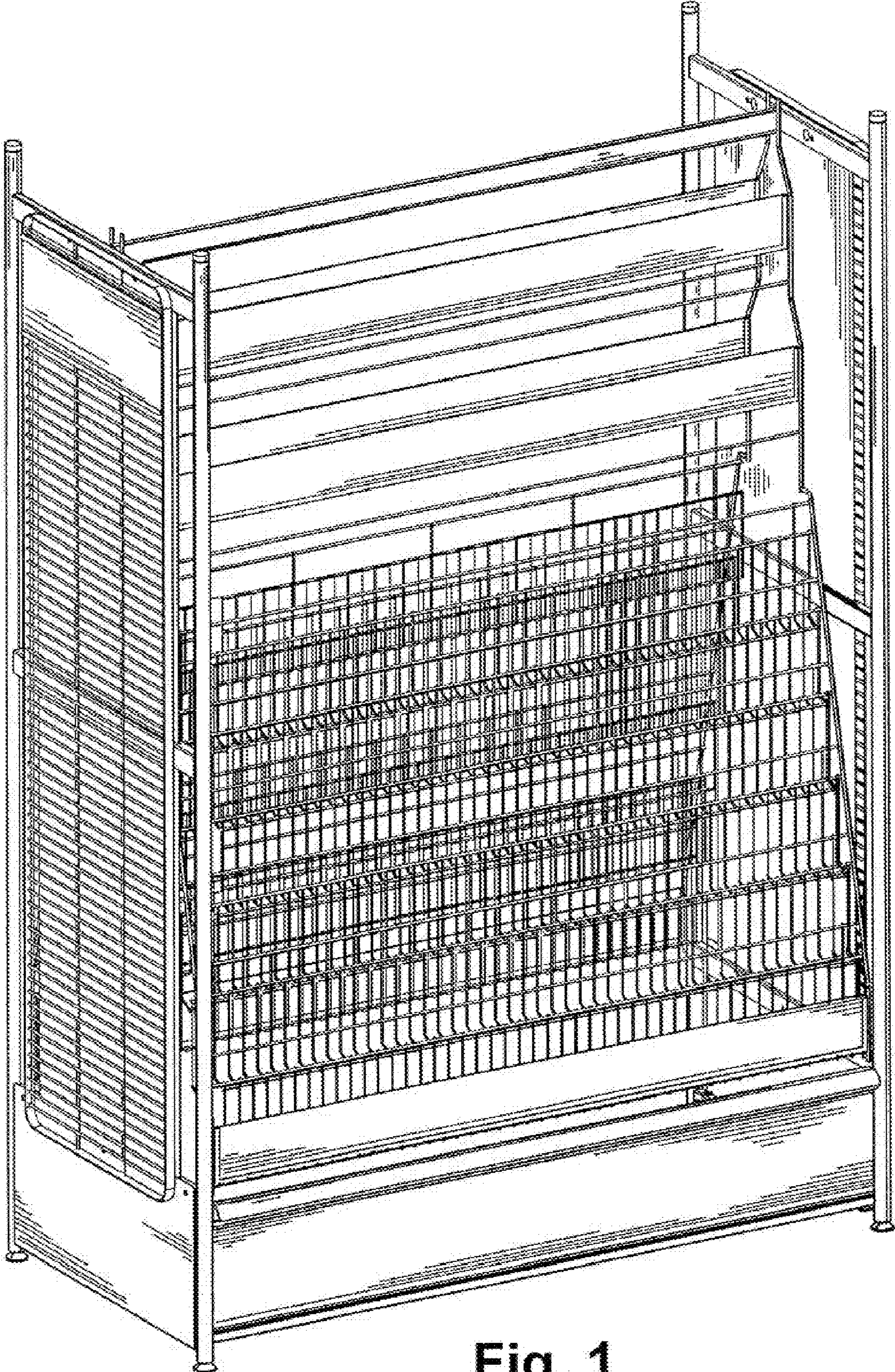


Fig. 1




Fig. 2

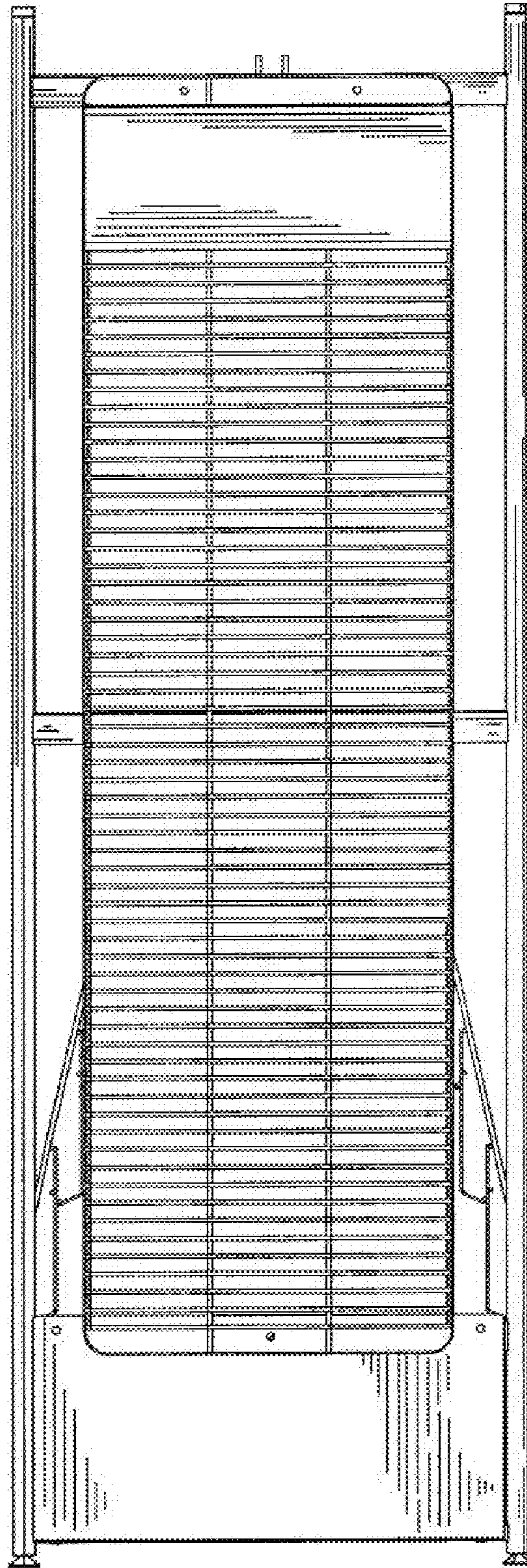


Fig. 3

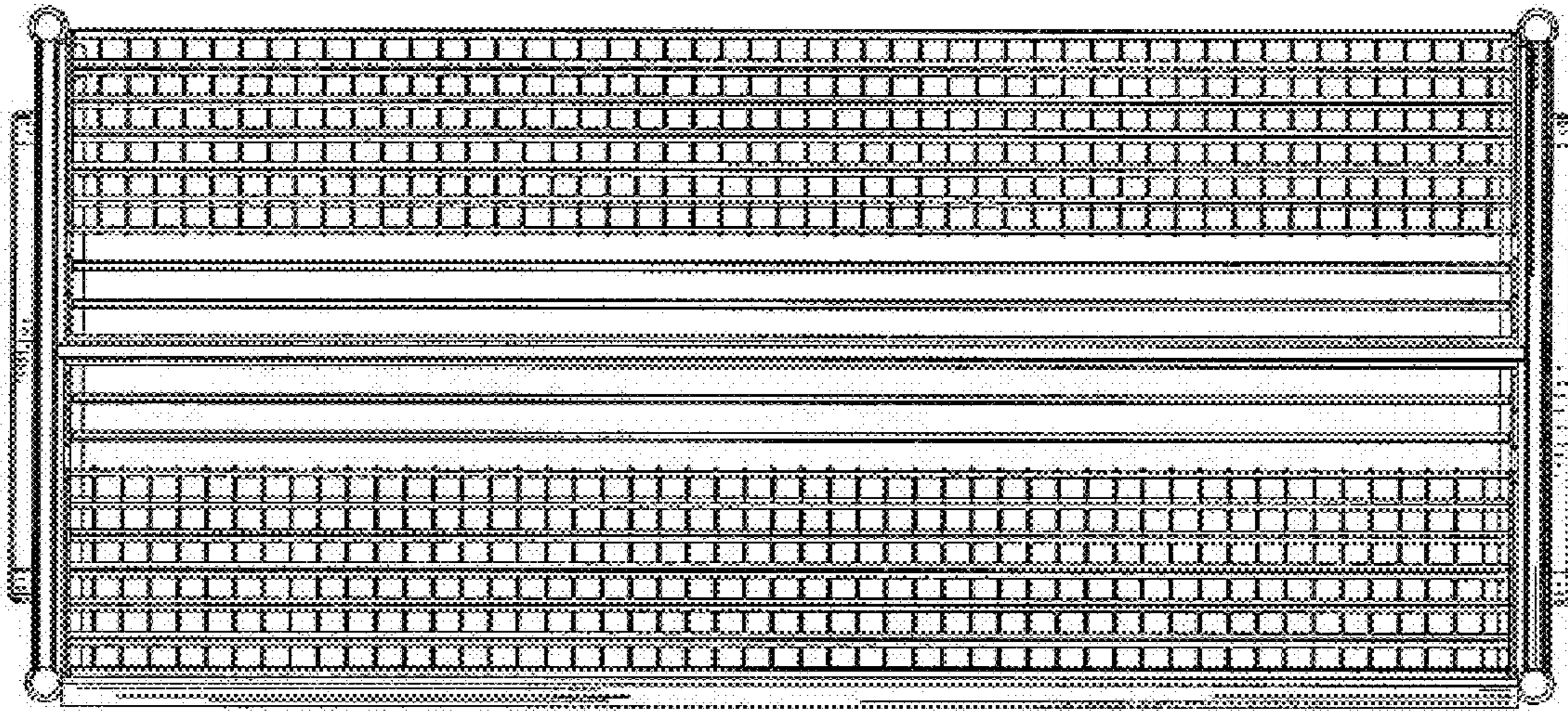


Fig. 4




Fig. 5