



US00D617575S

(12) **United States Design Patent**  
**Dreyer et al.**

(10) **Patent No.:** **US D617,575 S**  
(45) **Date of Patent:** **\*\* Jun. 15, 2010**

(54) **DISPLAY AND SALES EQUIPMENT**

(75) Inventors: **Alena Dreyer, Arlöv (SE); William Ronaes Dreyer, Arlöv (SE)**

(73) Assignee: **Proffi Nordic HB, Malmo (SE)**

(\*\*) Term: **14 Years**

(21) Appl. No.: **29/343,879**

(22) Filed: **Sep. 21, 2009**

(30) **Foreign Application Priority Data**

Jan. 15, 2009 (EM) ..... RCD001070171-0001  
Jan. 15, 2009 (EM) ..... RCD001070171-0002  
Jan. 15, 2009 (EM) ..... RCD001070171-0003

(51) **LOC (9) Cl.** ..... **06-02**

(52) **U.S. Cl.** ..... **D6/396**

(58) **Field of Classification Search** ..... D6/332,  
D6/396, 336, 407; D14/302-307, 129, 371,  
D14/900; 211/86.01, 90.01, 180; 345/156,  
345/173

See application file for complete search history.

(56) **References Cited**

**U.S. PATENT DOCUMENTS**

D366,975 S \* 2/1996 Kaga ..... D6/470  
D373,584 S 9/1996 Anand  
D378,534 S \* 3/1997 Kato et al. .... D20/10  
D389,522 S \* 1/1998 Hesselbach et al. .... D20/10  
D391,565 S \* 3/1998 Nanjo ..... D14/130  
D401,973 S \* 12/1998 Isshiki et al. .... D20/10  
D427,742 S \* 7/2000 McCormack et al. .... D99/28  
D429,401 S 8/2000 Sato et al.  
D431,708 S \* 10/2000 McCormack et al. .... D99/28  
D437,891 S \* 2/2001 Gonsiorowski et al. .... D20/10  
D452,712 S \* 1/2002 Kim ..... D20/10  
D468,887 S \* 1/2003 Shreve ..... D99/29  
D487,435 S \* 3/2004 Huang et al. .... D14/130  
D497,737 S \* 11/2004 Stewart ..... D6/443

D501,557 S 2/2005 Collins et al.  
D511,514 S \* 11/2005 Sonetaka et al. .... D14/307  
D513,905 S \* 1/2006 Lucatello ..... D6/432  
D532,782 S 11/2006 Russo et al.  
D535,109 S 1/2007 Palmer  
D550,198 S \* 9/2007 Deal ..... D14/159  
D550,663 S \* 9/2007 Olea ..... D14/307  
D563,404 S \* 3/2008 Taniho et al. .... D14/302  
D565,044 S \* 3/2008 Witts et al. .... D14/307  
D574,377 S 8/2008 Derocher et al.  
D583,355 S \* 12/2008 Wentz ..... D14/159  
D587,252 S \* 2/2009 Morello ..... D14/239  
D587,254 S \* 2/2009 Morello ..... D14/239  
D587,255 S \* 2/2009 Morello ..... D14/239  
D587,257 S 2/2009 Morello  
D589,830 S \* 4/2009 Friedli ..... D10/108  
D590,387 S 4/2009 Chen  
D597,975 S 8/2009 Ohno  
D598,056 S 8/2009 Labeledz et al.

\* cited by examiner

*Primary Examiner*—Elizabeth A Albert  
*Assistant Examiner*—Kelley A Donnelly  
(74) *Attorney, Agent, or Firm*—Capitol City TechLaw

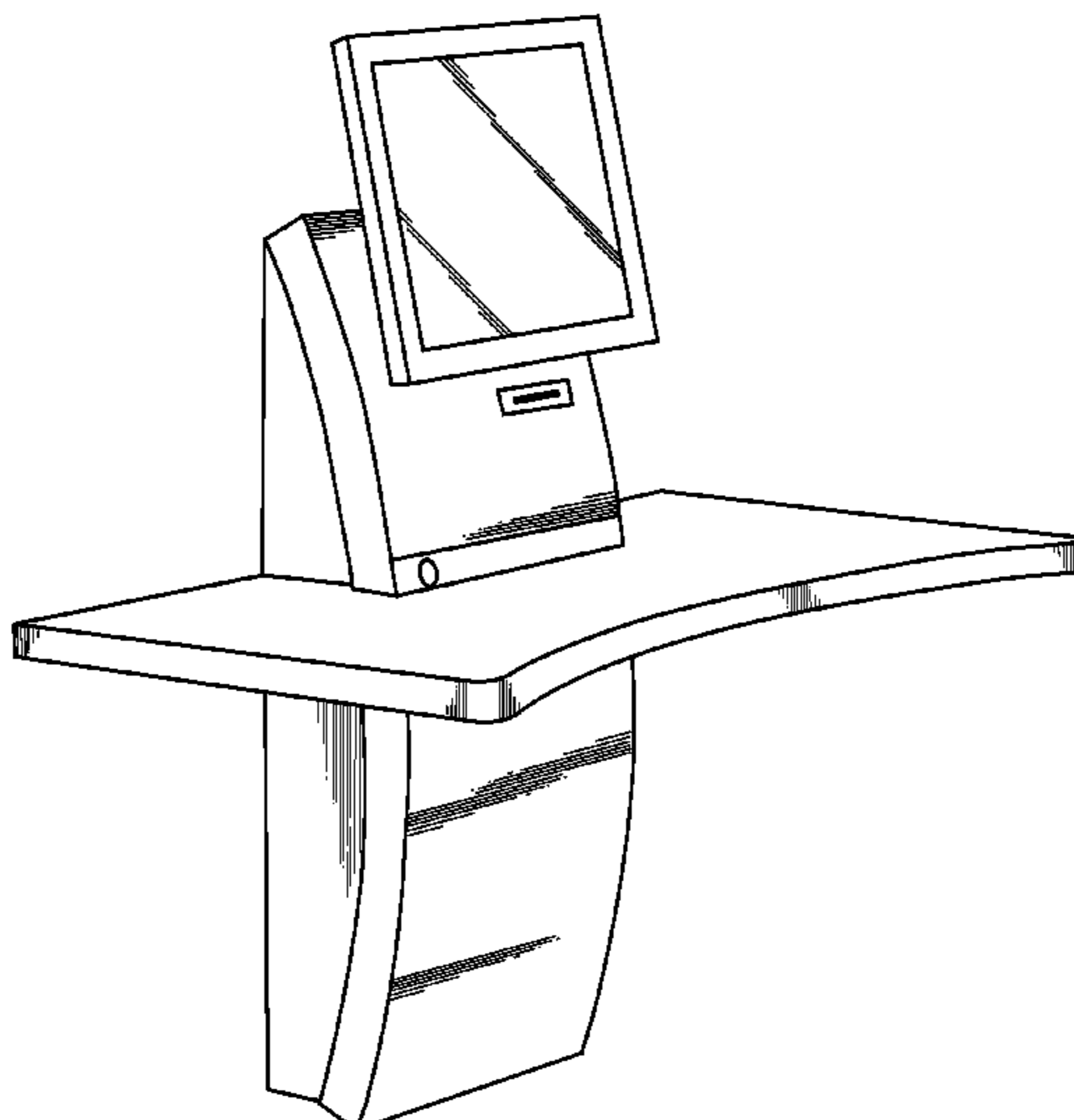
(57) **CLAIM**

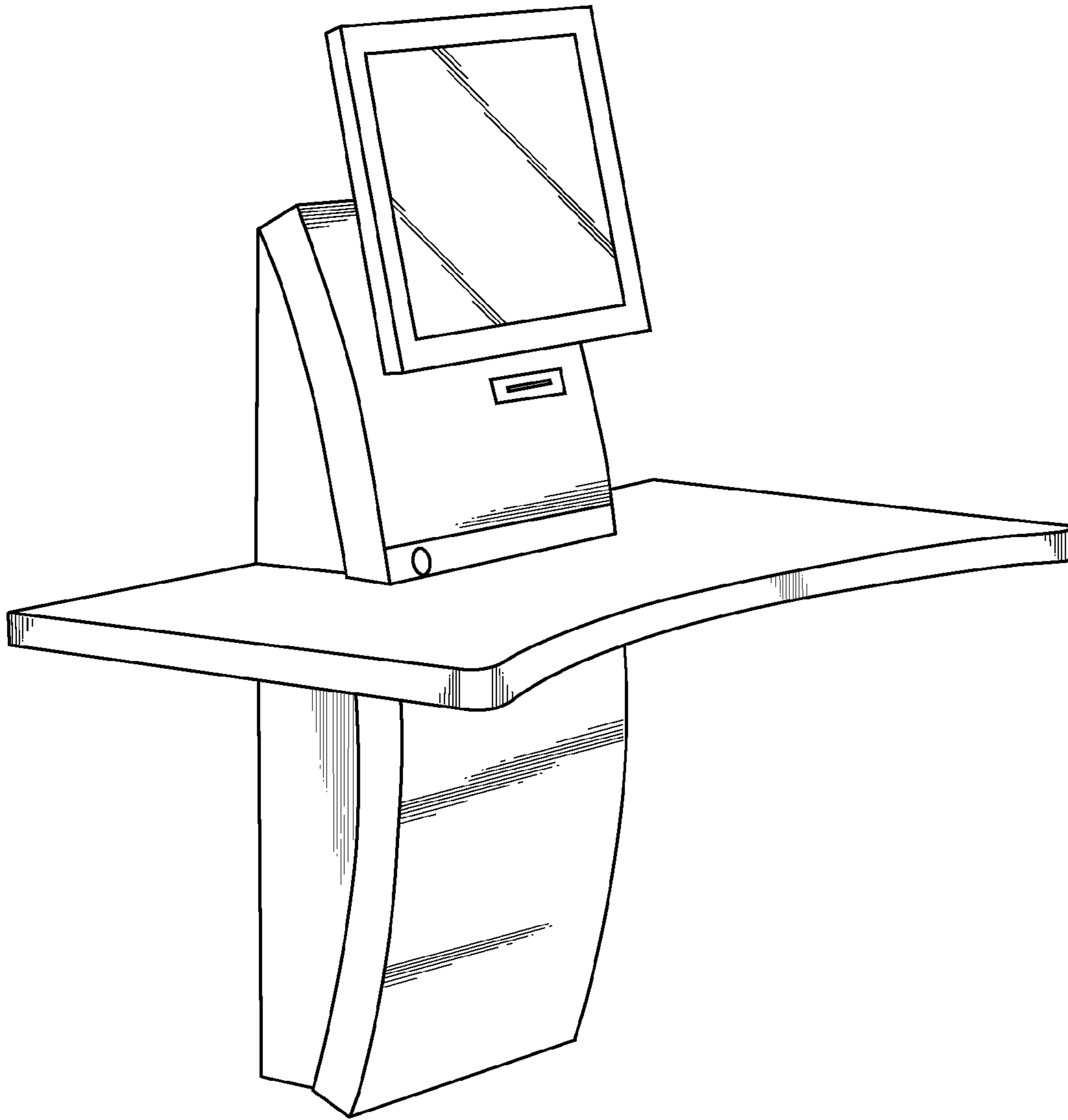
The ornamental design for a display and sales equipment, as shown and described.

**DESCRIPTION**

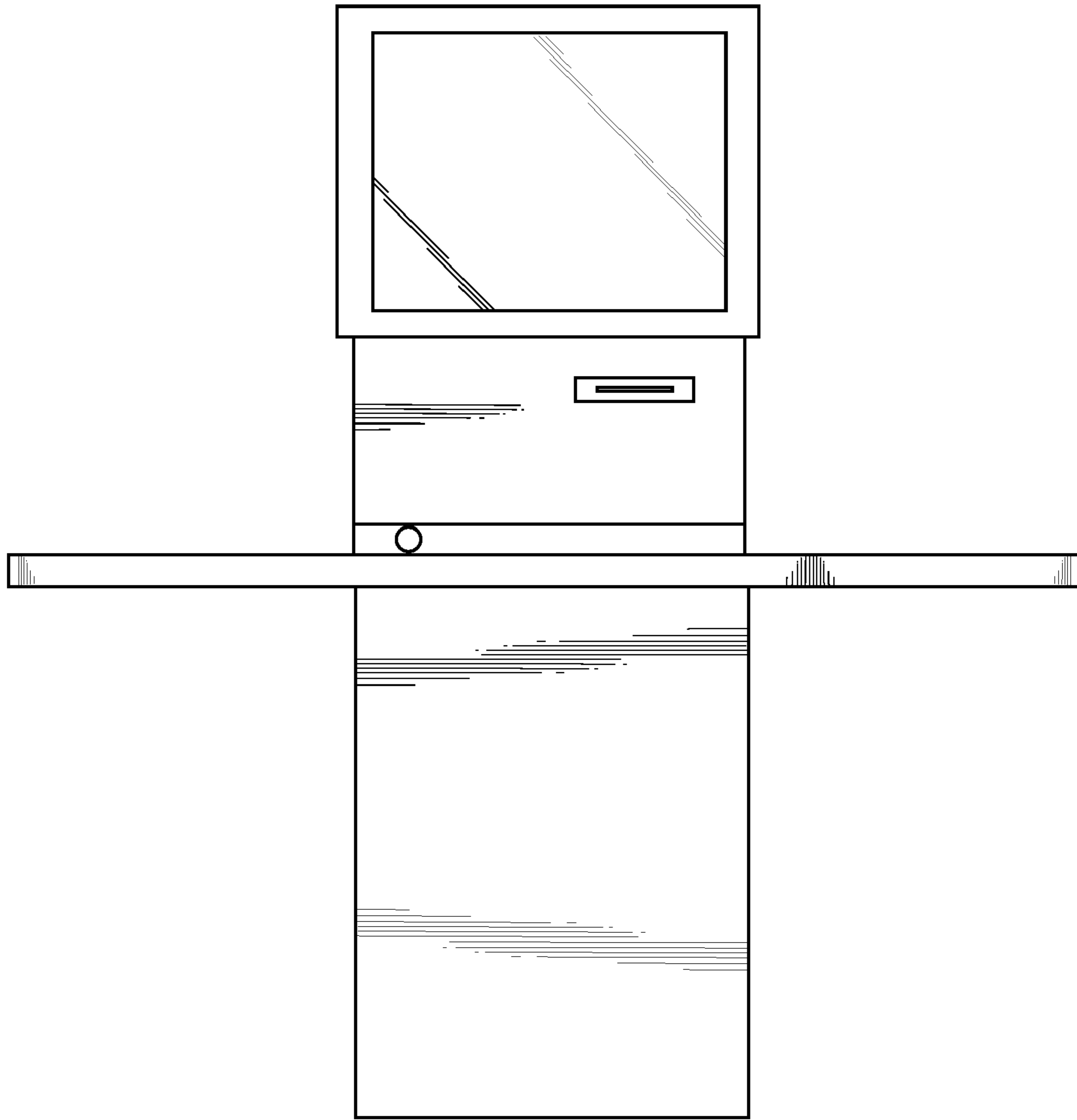
FIG. 1 is a perspective view of a display and sales equipment showing our new design;  
FIG. 2 is a front elevational view thereof;  
FIG. 3 is a rear elevational view thereof;  
FIG. 4 is a top plan view thereof;  
FIG. 5 is a bottom plan view thereof; and,  
FIG. 6 is a left side elevational view thereof, the right side elevational view being a mirror image thereof.

**1 Claim, 6 Drawing Sheets**

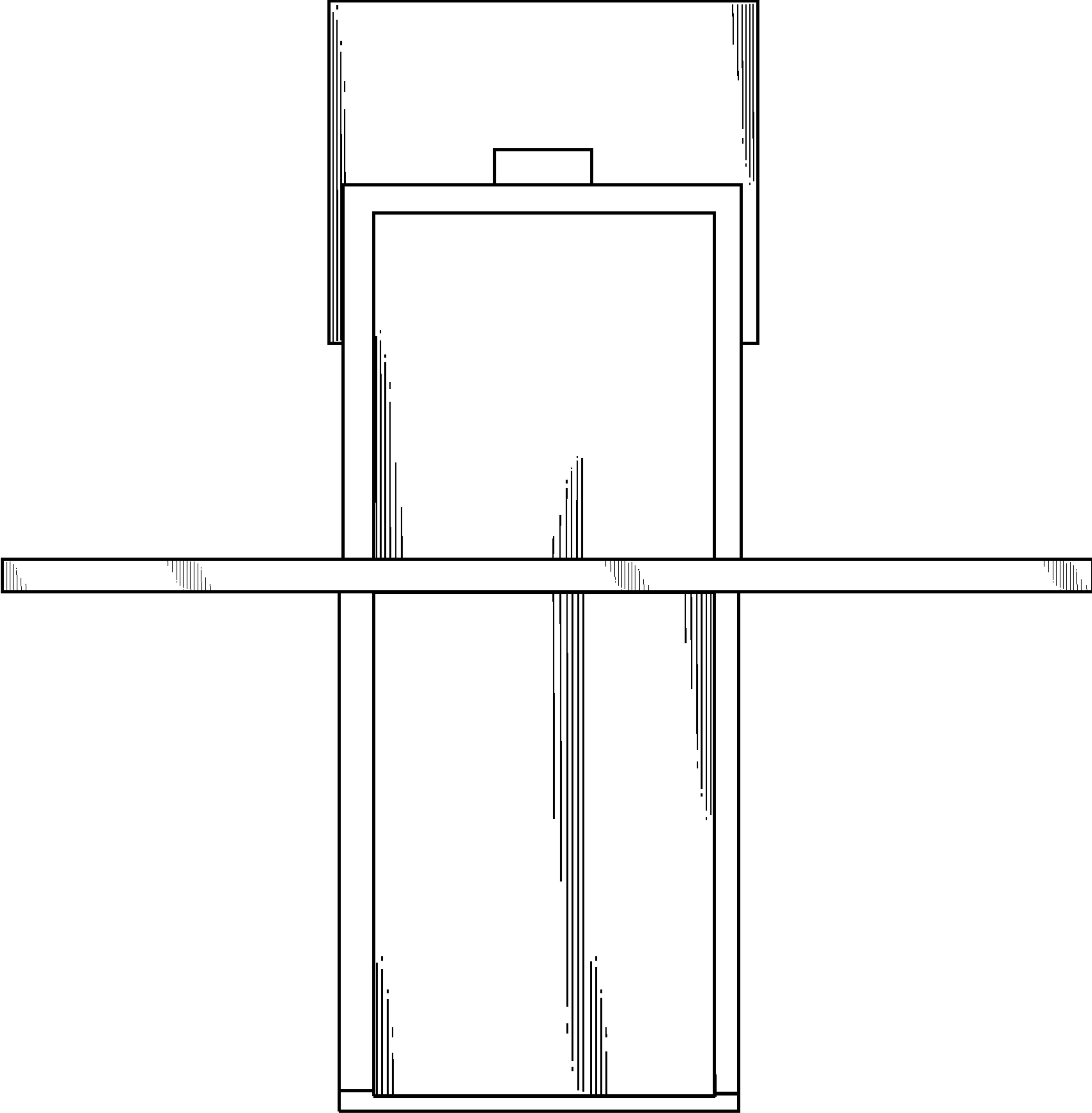




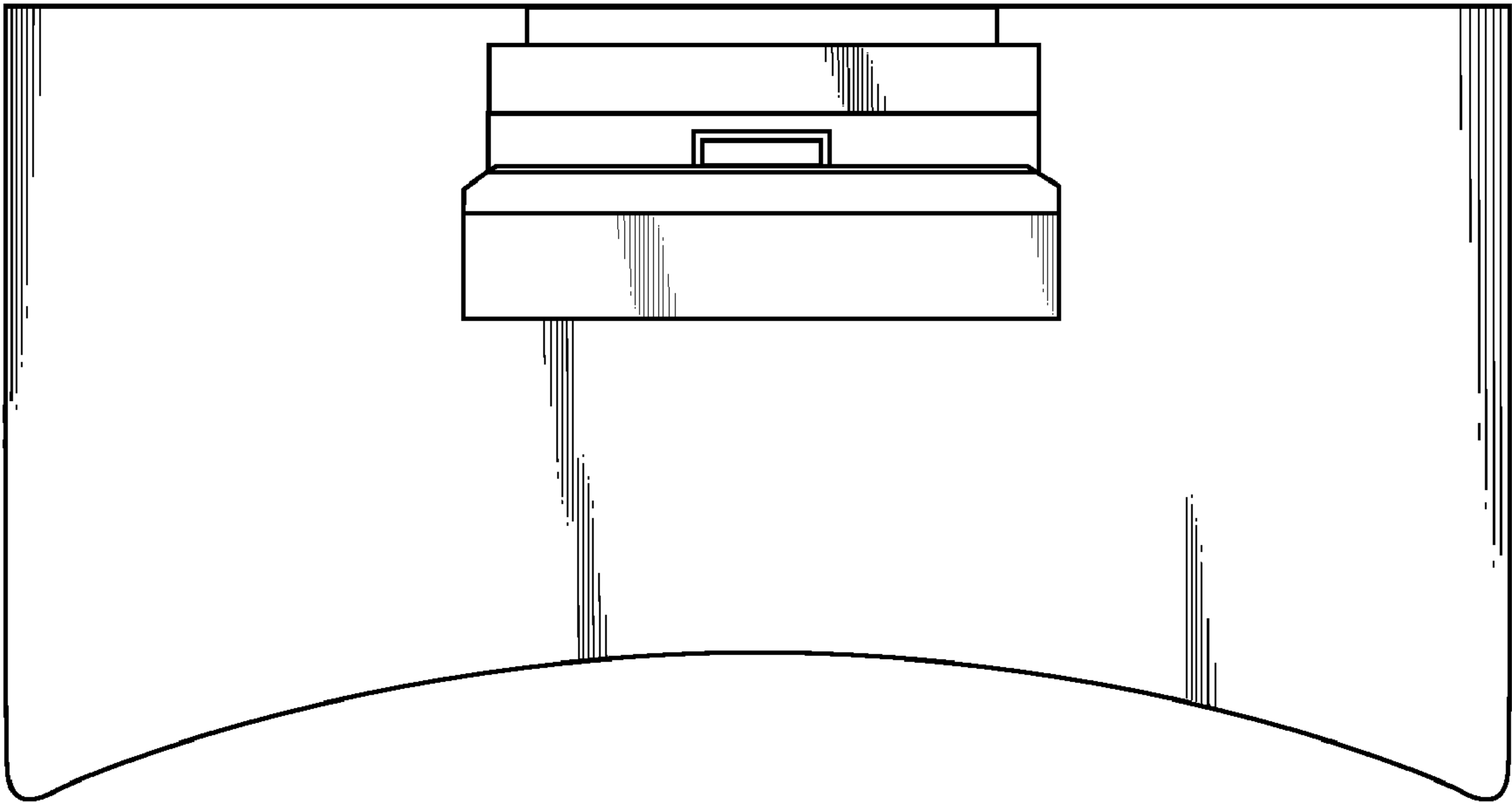
*Fig. 1*



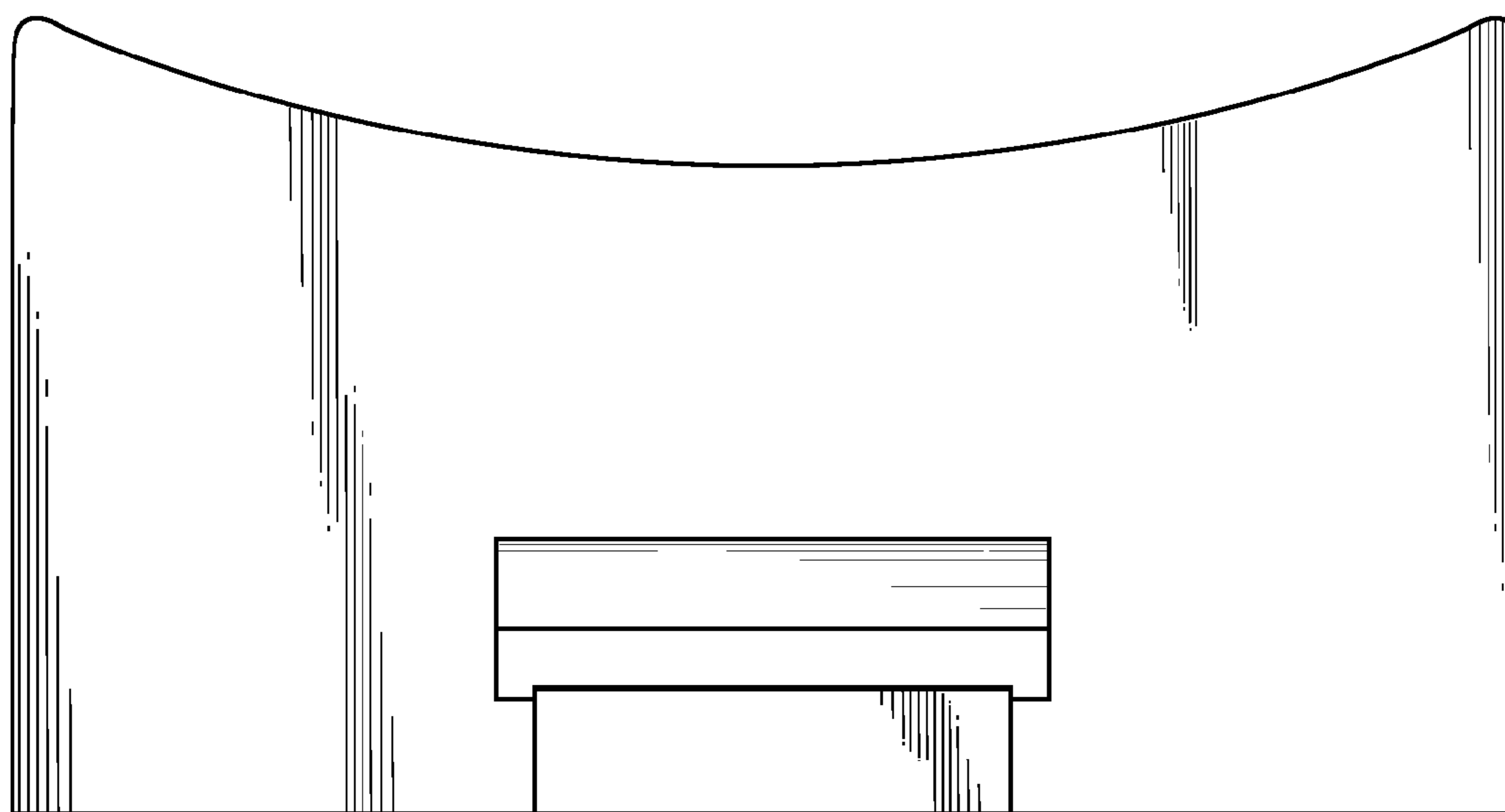
*Fig. 2*



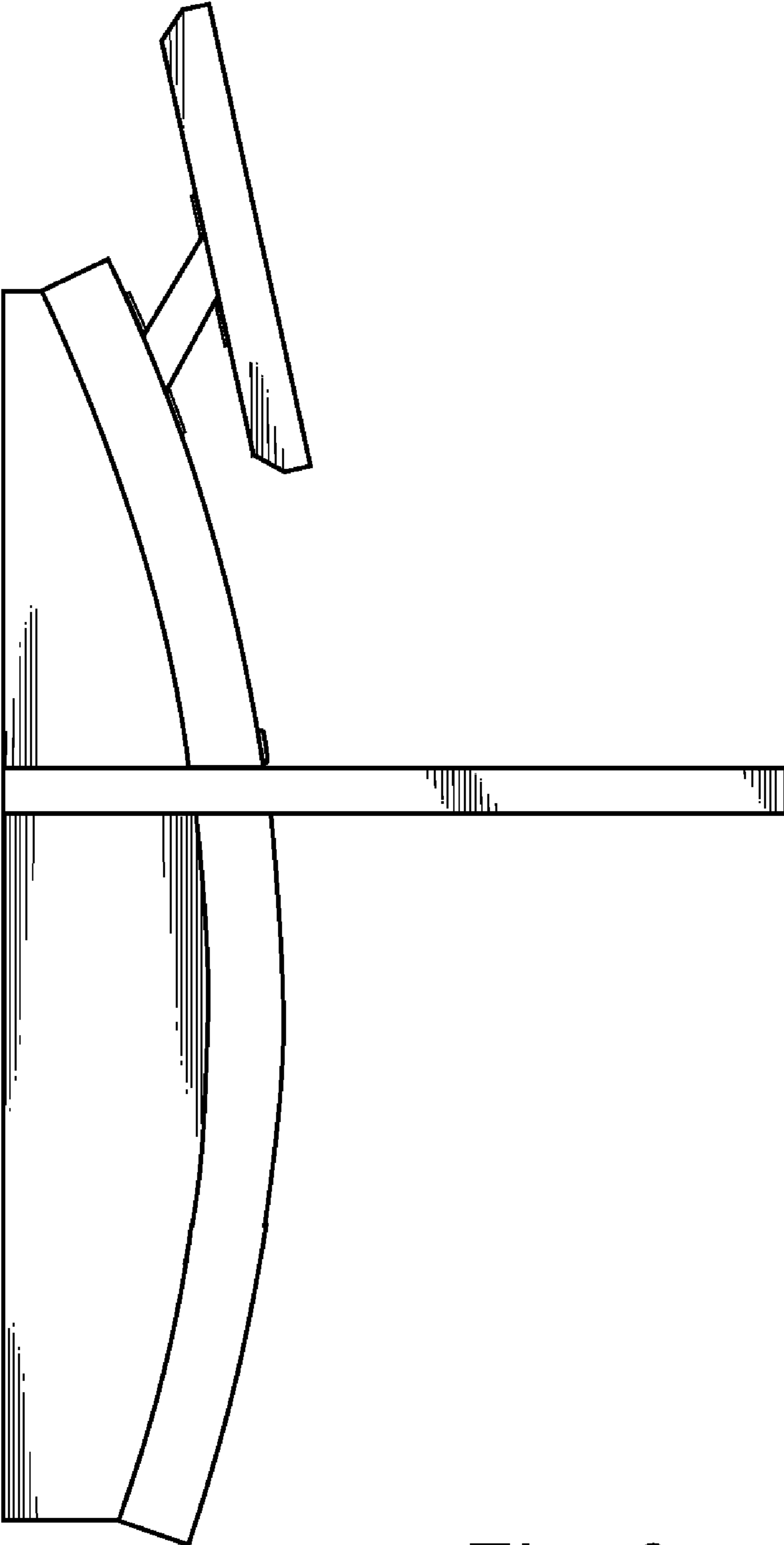
*Fig. 3*



*Fig. 4*



*Fig. 5*



*Fig. 6*